



Handling tasks with ease.

Apparatus castors

Whether in the small neighbourhood bistro, the hotel or the large canteen, the demands on people and equipment have grown. So it is important that the work can be handled with ease, for satisfied guests and contented workers.

It is a good thing the solid and robust castors from RHOMBUS also play their part with ease, because cooking equipment, food dispensers and other appliances have been mounted on them for years. RHOMBUS serves them fresh from the factory.



Our multi-talent: 357h

Heavy apparatus and equipment castor with double ball bearings in the fork head. Easily manoeuvrable. With total lock for wheel and fork head.

228a

Swivel castor

316a

Swivel castor

Technical description

- Metal housing
- Zinc passivated
- Single-row ball race in fork head

Areas of application 228a

- Light wooden furniture










Areas of application 316a

- Audio furniture
- Containers for hydroculture
- Display stands
- Greeting card dispensers
- Shop fittings
- Small furniture
- Upholstered furniture







Will be supplied with standard wheel **00G**.

(For technical description of wheels see page 120)



									
228a	00G 025z ZPS	25	14	39	18	47x47	35x35	6,5	15
228a	00G 030z ZPS	30	15	42	18	47x47	35x35	6,5	15
228a	00G 035z ZPS	35	18	48	18	47x47	35x35	6,5	25
228a	00G 040z ZPS	40	18	57	23	57x57	43x43	6,5	35
228a	00G 045z ZPS	45	18	60	23	57x57	43x43	6,5	35
228a	00G 050z ZPS	50	19	62	23	57x57	43x43	6,5	40



							
316a	00G 030z ZLB	30	18	46	15,5	8,2	15
316a	00G 038z ZLC	38	17	59	17,5	10,2	20

340a

Swivel castor

340h

Swivel castor with total brake mounted behind

345a

Fixed castor

Technical description

- Sheet steel metal
- Zinc passivated
- Swivel bearing with double ball race










Areas of application

- Bedside cabinets
- Computer tables
- Display stands
- Dustbins
- File carts
- Garment stands
- Greeting card dispensers
- Housekeeping carts
- Infusion stands
- Newspaper dispensers
- Sales stands
- Small furniture
- Sport equipment










Wheel series 29G

- Thermoplastic elastomer tyre (TPE), iron grey RAL 7011 (Shore A 80)
- Plastic wheel centre silver grey RAL 7001
- Solid bearing











											
340a	29G	050r	ZPC-5	50	20	69,5	24	60x60	43x43	6,3	40
340a	29G	075r	ZPC-5	75	25	100	28	60x60	43x43	6,3	60
340a	29G	100r	ZPC-5	100	27	134	37	76x76	55x55	8,5	90
340a	29G	125r	ZPC-5	125	27	157	45	76x76	55x55	8,5	120



											
340h	29G	050r	ZPC-5	50	20	69,5	24	60x60	43x43	6,3	40
340h	29G	075r	ZPC-5	75	25	100	28	60x60	43x43	6,3	60
340h	29G	100r	ZPC-5	100	27	134	37	76x76	55x55	8,5	90
340h	29G	125r	ZPC-5	125	27	157	45	76x76	55x55	8,5	120



											
345a	29G	050r	ZPC-5	50	20	69,5		60x60	43x43	6,3	40
345a	29G	075r	ZPC-5	75	25	100		60x60	43x43	6,3	60
345a	29G	100r	ZPC-5	100	27	134		76x76	55x55	8,5	90
345a	29G	125r	ZPC-5	125	27	157		76x76	55x55	8,5	120

Technical description

- Sheet steel metal
- Zinc passivated
- Swivel bearing with double ball race







Areas of application

- Bedside cabinets
- Computer tables
- Display stands
- Dustbins
- File carts
- Garment stands
- Greeting card dispensers
- Housekeeping carts
- Infusion stands
- Newspaper dispensers
- Sales stands
- Small furniture
- Sport equipment







Wheel series 29G

- Thermoplastic elastomer tyre (TPE), iron grey RAL 7011 (Shore A 80)
- Plastic wheel centre silver grey RAL 7001
- Solid bearing



								
340a	29G 050r	ZLC-5	50	20	68	24	10,5	40
340a	29G 075r	ZLC-5	75	25	98	28	10,5	60
340a	29G 100r	ZLC-5	100	27	131,5	37	10,5	90
340a	29G 125r	ZLC-5	125	27	154,5	45	10,5	120



								
340h	29G 050r	ZLC-5	50	20	68	24	10,5	40
340h	29G 075r	ZLC-5	75	25	98	28	10,5	60
340h	29G 100r	ZLC-5	100	27	131,5	37	10,5	90
340h	29G 125r	ZLC-5	125	27	154,5	45	10,5	120

340a/341a

Swivel castor

340b

Swivel castor with wheel locking brake

345a/346a

Fixed castor

341h

Swivel castor with total brake mounted behind

Technical description

- Sheet steel metal
- Zinc passivated
- Swivel bearing with double ball race
- Wheel-axle riveted

Areas of application












- Bedside cabinets
- Computer tables
- Display stands
- Dustbins
- File carts
- Garment stands
- Greeting card dispensers
- Housekeeping carts
- Infusion stands
- Newspaper dispensers
- Sales stands
- Small furniture
- Sport equipment

Wheel series 33G












(For technical description of wheels see page 129)

- Solid rubber tyre blue-grey (Shore A 80)
- Plastic wheel centre black
- Solid bearing














											
340a	33G	050b	ZPB	50	18	70	24	54x54	40x40	6,3	40
341a	33G	075b	ZPC	75	23	103	37	60x60	47x47/37x37	6,3	50
341a	33G	100b	ZPC	100	23	124	28	60x60	47x47/37x37	6,3	65














											
340b	33G	050b	ZPB	50	18	70	24	54x54	40x40	6,3	40



											
341h	33G	075b	ZPC	75	23	103	37	60x60	47x47/37x37	6,3	50
341h	33G	100b	ZPC	100	23	124	28	60x60	47x47/37x37	6,3	65



											
345a	33G	050b	ZPB	50	18	70		54x54	40x40	6,3	40
346a	33G	075b	ZPC	75	23	103		60x60	47x47/37x37	6,3	50
346a	33G	100b	ZPC	100	23	124		60x60	47x47/37x37	6,3	65

Technical description

- Sheet steel metal
- Zinc passivated
- Swivel bearing with double ball race
- Wheel-axle riveted

Areas of application

- Bedside cabinets
- Computer tables
- Display stands
- Dustbins
- File carts
- Garment stands
- Greeting card dispensers
- Housekeeping carts
- Infusion stands
- Newspaper dispensers
- Sales stands
- Small furniture
- Sport equipment

Wheel series 33G

(For technical description of wheels see page 129)

- Solid rubber tyre blue-grey (Shore A 80)
- Plastic wheel centre black
- Solid bearing



340a	33G 050b	ZLC	50	18	67	24	10,2	40
341a	33G 075b	ZLC	75	23	100	37	10,2	50
341a	33G 100b	ZLC	100	23	121	28	10,2	65



340b	33G 050b	ZLC	50	18	67	24	10,2	40



341h	33G 075b	ZLC	75	23	100	37	10,2	50
341h	33G 100b	ZLC	100	23	121	28	10,2	65

Technical description

- Sheet steel metal
- Zinc passivated
- Swivel bearing with double ball race
- Wheel-axle riveted

Areas of application








- Bedside cabinets
- Computer tables
- Display stands
- Dustbins
- File carts
- Garment stands
- Greeting card dispensers
- Housekeeping carts
- Infusion stands
- Newspaper dispensers
- Sales stands
- Small furniture
- Sport equipment

Wheel series 33G

(For technical description of wheels see page 128)

- Solid rubber tyre blue-grey (Shore A 80)
- Plastic wheel centre black
- Solid bearing










									
340a	33G	050b	ZGC	50	18	70	24	10x25	40
341a	33G	075b	ZGC	75	23	103	37	10x25	50
341a	33G	100b	ZGC	100	23	124	28	10x25	65



									
340b	33G	050b	ZGC	50	18	70	24	10x25	40



									
341h	33G	075b	ZGC	75	23	103	37	10x25	50
341h	33G	100b	ZGC	100	23	124	28	10x25	65

Technical description

- Sheet steel metal
- Zinc passivated
- Swivel bearing with double ball race
- Wheel-axle riveted

Areas of application








- Bedside cabinets
- Computer tables
- Display stands
- Dustbins
- File carts
- Garment stands
- Greeting card dispensers
- Housekeeping carts
- Infusion stands
- Newspaper dispensers
- Sales stands
- Small furniture
- Sport equipment

Wheel series 33G








(For technical description of wheels see page 128)

- Solid rubber tyre blue-grey (Shore A 80)
- Plastic wheel centre black
- Solid bearing










							
340a	33G 050b	ZR...	50	18	70	24	40
341a	33G 075b	ZR...	75	23	103	37	50
341a	33G 100b	ZR...	100	23	124	28	65



							
340b	33G 050b	ZR...	50	18	70	24	40



							
341h	33G 075b	ZR...	75	23	103	37	50
341h	33G 100b	ZR...	100	23	124	28	65

Please indicate the required tube diameter when ordering (see page 129).

Technical description

- Sheet steel metal
- Zinc passivated
- Swivel bearing with double ball race
- Wheel-axle screwed

Areas of application










- Bedside cabinets
- Computer tables
- Display stands
- Dustbins
- File carts
- Garment stands
- Greeting card dispensers
- Housekeeping carts
- Infusion stands
- Newspaper dispensers
- Sales stands
- Small furniture
- Sport equipment

Wheel series 30C










(For technical description of wheels see page 127)

- Solid rubber tyre blue-grey (Shore A 80)
- Sheet steel metal rim
- Metal thread guard zinc passivated
- Flange bearing











											
341a	30C	100b	ZPC	100	23	124	28	60x60	47x47/37x37	6,3	65



											
341h	30C	100b	ZPC	100	23	124	28	60x60	47x47/37x37	6,3	65



											
346a	30C	100b	ZPC	100	23	124		60x60	47x47/37x37	6,3	65

Technical description

- Sheet steel metal
- Zinc passivated
- Swivel bearing with double ball race
- Wheel-axle screwed

Areas of application

- Bedside cabinets
- Computer tables
- Display stands
- Dustbins
- File carts
- Garment stands
- Greeting card dispensers
- Housekeeping carts
- Infusion stands
- Newspaper dispensers
- Sales stands
- Small furniture
- Sport equipment

Wheel series 30C

(For technical description of wheels see page 127)

- Solid rubber tyre blue-grey (Shore A 80)
- Sheet steel metal rim
- Metal thread guard zinc passivated
- Flange bearing



341a	30C	100b	ZLC	100	23	121	28	10,2	65



341h	30C	100b	ZLC	100	23	121	28	10,2	65



341a	30C	100b	ZGC	100	23	124	28	10x25	65



341h	30C	100b	ZGC	100	23	124	28	10x25	65

Technical description

- Sheet steel metal
- Zinc passivated
- Swivel bearing with double ball race
- Wheel-axle screwed

Areas of application








- Bedside cabinets
- Computer tables
- Display stands
- Dustbins
- File carts
- Garment stands
- Greeting card dispensers
- Housekeeping carts
- Infusion stands
- Newspaper dispensers
- Sales stands
- Small furniture
- Sport equipment

Wheel series 30C








(For technical description of wheels see page 127)

- Solid rubber tyre blue-grey (Shore A 80)
- Sheet steel metal rim
- Metal thread guard zinc passivated
- Flange bearing



								
341a	30C	100b	ZR...	100	23	124	28	65



								
341h	30C	100b	ZR...	100	23	124	28	65

Please indicate the required tube diameter when ordering (see page 129).

Technical description

- Sheet steel metal
- Zinc passivated
- Swivel bearing with double ball race
- Ø 50 mm wheel-axle riveted, Ø 75 mm wheel-axle screwed

Areas of application

- Bedside cabinets
- Computer tables
- Display stands
- Dustbins
- File carts
- Garment stands
- Greeting card dispensers
- Housekeeping carts
- Infusion stands
- Newspaper dispensers
- Sales stands
- Small furniture
- Sport equipment

Wheel series 33C

(For technical description of wheels see page 128)

- Solid rubber tyre blue-grey (Shore A 80)
- Plastic wheel centre grey
- Metal thread guard zinc passivated
- Flange bearing



340a	33C 050b	ZPB	50	18	70	24	54x54	40x40	6,3	40
341a	33C 075b	ZPC	75	23	103	37	60x60	47x47/37x37	6,3	50



340b	33C 050b	ZPB	50	18	70	24	54x54	40x40	6,3	40



341h	33C 075b	ZPC	75	23	103	37	60x60	47x47/37x37	6,3	50



345a	33C 050b	ZPB	50	18	70		54x54	40x40	6,3	40
346a	33C 075b	ZPC	75	23	103		60x60	47x47/37x37	6,3	50

Technical description

- Sheet steel metal
- Zinc passivated
- Swivel bearing with double ball race
- Ø 50 mm wheel-axle riveted, Ø 75 mm wheel-axle screwed

Areas of application












- Bedside cabinets
- Computer tables
- Display stands
- Dustbins
- File carts
- Garment stands
- Greeting card dispensers
- Housekeeping carts
- Infusion stands
- Newspaper dispensers
- Sales stands
- Small furniture
- Sport equipment

Wheel series 33C












(For technical description of wheels see page 128)

- Solid rubber tyre blue-grey (Shore A 80)
- Plastic wheel centre grey
- Metal thread guard zinc passivated
- Flange bearing














										
340a	33C	050b	ZLC	50	18	67	24	10,2		40
341a	33C	075b	ZLC	75	23	100	37	10,2		50



										
340b	33C	050b	ZLC	50	18	67	24	10,2		40



										
341h	33C	075b	ZLC	75	23	100	37	10,2		50

Technical description

- Sheet steel metal
- Zinc passivated
- Swivel bearing with double ball race
- Ø 50 mm wheel-axle riveted, Ø 75 mm wheel-axle screwed

Areas of application

- Bedside cabinets
- Computer tables
- Display stands
- Dustbins
- File carts
- Garment stands
- Greeting card dispensers
- Housekeeping carts
- Infusion stands
- Newspaper dispensers
- Sales stands
- Small furniture
- Sport equipment

Wheel series 33C

(For technical description of wheels see page 128)

- Solid rubber tyre blue-grey (Shore A 80)
- Plastic wheel centre grey
- Metal thread guard zinc passivated
- Flange bearing



340a	33C 050b	ZGC	50	18	70	24	10x25	40
341a	33C 075 b	ZGC	75	23	103	37	10x25	50



340b	33C 050b	ZGC	50	18	70	24	10x25	40



341h	33C 075b	ZGC	75	23	103	37	10x25	50

Technical description

- Sheet steel metal
- Zinc passivated
- Swivel bearing with double ball race
- Ø 50 mm wheel-axle riveted, Ø 75 mm wheel-axle screwed

Areas of application








- Bedside cabinets
- Computer tables
- Display stands
- Dustbins
- File carts
- Garment stands
- Greeting card dispensers
- Housekeeping carts
- Infusion stands
- Newspaper dispensers
- Sales stands
- Small furniture
- Sport equipment

Wheel series 33C







(For technical description of wheels see page 128)

- Solid rubber tyre blue-grey (Shore A 80)
- Plastic wheel centre grey
- Metal thread guard zinc passivated
- Flange bearing







							
340a	33C 050b	ZR...	50	18	70	24	40
341a	33C 075b	ZR...	75	23	103	37	50



							
340b	33C 050b	ZR...	50	18	70	24	40



							
341h	33C 075b	ZR...	75	23	103	37	50

Please indicate the required tube diameter when ordering (see page 129).

357a

Swivel castor

357h

Swivel castor with total brake mounted behind

357r

Swivel castor with directional brake mounted behind

354a

Fixed castor

Technical description

- Sheet steel metal
- Zinc passivated
- Swivel bearing with double ball race
- Also available with plate PD (77x67 mm)

Areas of application

- Care beds
- Cleaning machines
- Computer equipment
- Display stands
- Dustbins
- File carts
- Food transport equipment
- Industrial kitchens
- Laundry carts
- Medical-technical equipment
- Newspaper dispensers
- Restaurant areas
- Sales stands
- Shop fittings

Areas of application

- Sport equipment
- Tripods
- Vacuums

Wheel series 29K

- Thermoplastic elastomer tyre (TPE), iron grey RAL 7011 (Shore A 80)
- Plastic wheel centre silver grey RAL 7001
- Plastic thread guard silver grey RAL 7001
- Also available with other wheel variants (see on page 126)



357a	29K	100r	ZPF	100	30	129,5	41,5	95x70	75x45/72x52	9	100	
357a	29K	125r	ZPF	125	32	154	43,5	95x70	75x45/72x52	9	100	
357a	29K	150r	ZPF	150	32	180,5	51	95x70	75x45/72x52	9	120	



357h	29K	100r	ZPF	100	30	129,5	47,5	95x70	75x45/72x52	9	100
357h	29K	125r	ZPF	125	32	154	41,5	95x70	75x45/72x52	9	100
357h	29K	150r	ZPF	150	32	180,5	38	95x70	75x45/72x52	9	120



357r	29K	100r	ZPF	100	30	129,5	47,5	95x70	75x45/72x52	9	100
357r	29K	125r	ZPF	125	32	154	41,5	95x70	75x45/72x52	9	100
357r	29K	150r	ZPF	150	32	180,5	38	95x70	75x45/72x52	9	120



354a	29K	100r	ZPF	100	30	129,5		95x70	75x45/72x52	9	100
354a	29K	125r	ZPF	125	32	154		95x70	75x45/72x52	9	100
354a	29K	150r	ZPF	150	32	180,5		95x70	75x45/72x52	9	120

357a

357h

Swivel castor

Swivel castor with total brake mounted behind

Technical description

- _ Sheet steel metal
- _ Zinc passivated
- _ Swivel bearing with double ball race
- _ TPE-tyre, plastic wheel centre, plastic thread guard, ball bearing
- _ Swivel castor with directional brake (357r) and Fixed castor (354a) also available












Areas of application

- _ Care beds
- _ Cleaning machines
- _ Computer equipment
- _ Display stands
- _ Dustbins
- _ File carts
- _ Food transport equipment
- _ Industrial kitchens
- _ Laundry carts
- _ Medical-technical equipment
- _ Newspaper dispensers
- _ Restaurant areas
- _ Sales stands
- _ Shop fittings












Areas of application

- _ Sport equipment
- _ Tripods
- _ Vacuums



											
357a	29K	100r	ZPF-5	100	32	135	38	100x80	80x60	9	90
357a	29K	125r	ZPF-5	125	32	160	41	100x80	80x60	9	110
357a	29K	150r	ZPF-5	150	32	184,5	45	100x80	80x60	9	130



											
357h	29K	100r	ZPF-5	100	32	135	43,5	100x80	80x60	9	90
357h	29K	125r	ZPF-5	125	32	160	41	100x80	80x60	9	110
357h	29K	150r	ZPF-5	150	32	184,5	36	100x80	80x60	9	130

Technical description

- Sheet steel metal
- Zinc passivated
- Swivel bearing with double ball race
- Also available with bolt hole LC (11 mm)

Areas of application

- Care beds
- Cleaning machines
- Computer equipment
- Display stands
- Dustbins
- File carts
- Food transport equipment
- Industrial kitchens
- Laundry carts
- Medical-technical equipment
- Newspaper dispensers
- Restaurant areas
- Sales stands
- Shop fittings








Areas of application

- Sport equipment
- Tripods
- Vacuums








Wheel series 29K

- Thermoplastic elastomer tyre (TPE), iron grey RAL 7011 (Shore A 80)
- Plastic wheel centre silver grey RAL 7001
- Plastic thread guard silver grey RAL 7001
- Also available with other wheel variants (see on page 126)










									
357a	29K	100r	ZLD	100	30	129,5	41,5	13	100
357a	29K	125r	ZLD	125	32	154	43,5	13	100
357a	29K	150r	ZLD	150	32	180,5	51	13	120



									
357h	29K	100r	ZLD	100	30	129,5	47,5	13	100
357h	29K	125r	ZLD	125	32	154	41,5	13	100
357h	29K	150r	ZLD	150	32	180,5	38	13	120



									
357r	29K	100r	ZLD	100	30	129,5	47,5	13	100
357r	29K	125r	ZLD	125	32	154	41,5	13	100
357r	29K	150r	ZLD	150	32	180,5	38	13	120

357a

357h

Swivel castor

Swivel castor with total brake
mounted behind

Technical description

- _ Sheet steel metal
- _ Zinc passivated
- _ Swivel bearing with double ball race
- _ TPE-tyre, plastic wheel centre, plastic thread guard, ball bearing
- _ Also available with bolt hole LC (10,5 mm) and as Swivel castor with directional brake (357r)

Areas of application

- _ Care beds
- _ Cleaning machines
- _ Computer equipment
- _ Display stands
- _ Dustbins
- _ File carts
- _ Food transport equipment
- _ Industrial kitchens
- _ Laundry carts
- _ Medical-technical equipment
- _ Newspaper dispensers
- _ Restaurant areas
- _ Sales stands
- _ Shop fittings

Areas of application

- _ Sport equipment
- _ Tripods
- _ Vacuums



357a	29K	100r	ZLD-5	100	32	135	38	12,5	90
357a	29K	125r	ZLD-5	125	32	160	41	12,5	110
357a	29K	150r	ZLD-5	150	32	184,5	45	12,5	130



357h	29K	100r	ZLD-5	100	32	135	43,5	12,5	90
357h	29K	125r	ZLD-5	125	32	160	41	12,5	110
357h	29K	150r	ZLD-5	150	32	184,5	36	12,5	130

Technical description

- Sheet steel metal
- Zinc passivated
- Swivel bearing with double ball race
- Also available with fixing pin Z622 (28x45 mm)

Areas of application

- Care beds
- Cleaning machines
- Computer equipment
- Display stands
- Dustbins
- File carts
- Food transport equipment
- Industrial kitchens
- Laundry carts
- Medical-technical equipment
- Newspaper dispensers
- Restaurant areas
- Sales stands
- Shop fittings

Areas of application

- Sport equipment
- Tripods
- Vacuums

Wheel series 29K

- Thermoplastic elastomer tyre (TPE), iron grey RAL 7011 (Shore A 80)
- Plastic wheel centre silver grey RAL 7001
- Plastic thread guard silver grey RAL 7001
- Also available with other wheel variants (see on page 126)



357a	29K	100r	Z522	100	30	132,5	41,5	24x45 M8	19	100
357a	29K	125r	Z522	125	32	157	43,5	24x45 M8	19	100
357a	29K	150r	Z522	150	32	183,5	51	24x45 M8	19	120



357h	29K	100r	Z522	100	30	132,5	47,5	24x45 M8	19	100
357h	29K	125r	Z522	125	32	157	41,5	24x45 M8	19	100
357h	29K	150r	Z522	150	32	183,5	38	24x45 M8	19	120



357r	29K	100r	Z522	100	30	132,5	47,5	24x45 M8	19	100
357r	29K	125r	Z522	125	32	157	41,5	24x45 M8	19	100
357r	29K	150r	Z522	150	32	183,5	38	24x45 M8	19	120

Available sockets for adaption see page 129.

357a

357h

Swivel castor

Swivel castor with total brake mounted behind

Technical description

- _ Sheet steel metal
- _ Zinc passivated
- _ Swivel bearing with double ball race
- _ TPE-tyre, plastic wheel centre, plastic thread guard, ball bearing
- _ Swivel castor with directional brake (357r) also available








Areas of application

- _ Care beds
- _ Cleaning machines
- _ Computer equipment
- _ Display stands
- _ Dustbins
- _ File carts
- _ Food transport equipment
- _ Industrial kitchens
- _ Laundry carts
- _ Medical-technical equipment
- _ Newspaper dispensers
- _ Restaurant areas
- _ Sales stands
- _ Shop fittings








Areas of application

- _ Sport equipment
- _ Tripods
- _ Vacuums



									
357a	29K	100r	Z622-5	100	32	138,5	38	28x44,5	90
357a	29K	125r	Z622-5	125	32	163,5	41	28x44,5	110
357a	29K	150r	Z622-5	150	32	188	45	28x44,5	130



									
357h	29K	100r	Z622-5	100	32	138,5	43,5	28x44,5	90
357h	29K	125r	Z622-5	125	32	163,5	41	28x44,5	110
357h	29K	150r	Z622-5	150	32	188	36	28x44,5	130

357a

357h

Swivel castor

Swivel castor with total brake
mounted behind

Technical description

- _ Sheet steel metal
- _ Zinc passivated
- _ Swivel bearing with double ball race
- _ TPE-tyre, plastic wheel centre, plastic thread guard, ball bearing
- _ Swivel castor with directional brake (357r) also available

Areas of application

- _ Care beds
- _ Cleaning machines
- _ Computer equipment
- _ Display stands
- _ Dustbins
- _ File carts
- _ Food transport equipment
- _ Industrial kitchens
- _ Laundry carts
- _ Medical-technical equipment
- _ Newspaper dispensers
- _ Restaurant areas
- _ Sales stands
- _ Shop fittings

Areas of application

- _ Sport equipment
- _ Tripods
- _ Vacuums



357a	29K	100r	ZGD-5	100	32	135	38	M12x30	90
357a	29K	125r	ZGD-5	125	32	160	41	M12x30	110
357a	29K	150r	ZGD-5	150	32	184,5	45	M12x30	130



357h	29K	100r	ZGD-5	100	32	135	43,5	M12x30	90
357h	29K	125r	ZGD-5	125	32	160	41	M12x30	110
357h	29K	150r	ZGD-5	150	32	184,5	36	M12x30	130

Technical description

- Sheet steel metal
- Zinc passivated
- Swivel bearing with double ball race

Areas of application

- Care beds
- Cleaning machines
- Computer equipment
- Display stands
- Dustbins
- File carts
- Food transport equipment
- Industrial kitchens
- Laundry carts
- Medical-technical equipment
- Newspaper dispensers
- Restaurant areas
- Sales stands
- Shop fittings








Areas of application

- Sport equipment
- Tripods
- Vacuums








Wheel series 29K

- Thermoplastic elastomer tyre (TPE), iron grey RAL 7011 (Shore A 80)
- Plastic wheel centre silver grey RAL 7001
- Plastic thread guard silver grey RAL 7001
- Also available with other wheel variants (see on page 126)










							
357a	29K 100r	ZR...	100	30	132,5	41,5	100
357a	29K 125r	ZR...	125	32	157	43,5	100
357a	29K 150r	ZR...	150	32	183,5	51	120



							
357h	29K 100r	ZR...	100	30	132,5	47,5	100
357h	29K 125r	ZR...	125	32	157	41,5	100
357h	29K 150r	ZR...	150	32	183,5	38	120



							
357r	29K 100r	ZR...	100	30	132,5	47,5	100
357r	29K 125r	ZR...	125	32	157	41,5	100
357r	29K 150r	ZR...	150	32	183,5	38	120

Please indicate the required tube diameter when ordering (see page 129).

Technical description

- Sheet steel metal
- Zinc passivated
- Swivel bearing with double ball race
- Also available with plate PD (77x67 mm)

Areas of application

- Care beds
- Cleaning machines
- Computer equipment
- Display stands
- Dustbins
- File carts
- Food transport equipment
- Industrial kitchens
- Laundry carts
- Medical-technical equipment
- Newspaper dispensers
- Restaurant areas
- Sales stands
- Shop fittings

Areas of application

- Sport equipment
- Tripods
- Vacuums

Wheel series 29G

(For technical description of wheels see page 126)

- Thermoplastic elastomer tyre (TPE), iron grey RAL 7011 (Shore A 80)
- Plastic wheel centre silver grey RAL 7001
- Solid bearing



357a	29G 100r	ZPF	100	30	129,5	41,5	95x70	75x45/72x52	100
357a	29G 125r	ZPF	125	30	154	43,5	95x70	75x45/72x52	100



357h	29G 100r	ZPF	100	30	129,5	47,5	95x70	75x45/72x52	100
357h	29G 125r	ZPF	125	30	154	41,5	95x70	75x45/72x52	100



357r	29G 100r	ZPF	100	30	129,5	47,5	95x70	75x45/72x52	100
357r	29G 125r	ZPF	125	30	154	41,5	95x70	75x45/72x52	100



354a	29G 100r	ZPF	100	30	129,5		95x70	75x45/72x52	100
354a	29G 125r	ZPF	125	30	154		95x70	75x45/72x52	100

Technical description

- Sheet steel metal
- Zinc passivated
- Swivel bearing with double ball race
- Also available with bolt hole LC (11 mm)

Areas of application

- Care beds
- Cleaning machines
- Computer equipment
- Display stands
- Dustbins
- File carts
- Food transport equipment
- Industrial kitchens
- Laundry carts
- Medical-technical equipment
- Newspaper dispensers
- Restaurant areas
- Sales stands
- Shop fittings

Areas of application








- Sport equipment
- Tripods
- Vacuums

Wheel series 29G








(For technical description of wheels see page 126)

- Thermoplastic elastomer tyre (TPE), iron grey RAL 7011 (Shore A 80)
- Plastic wheel centre silver grey RAL 7001
- Solid bearing










									
357a	29G	100r	ZLD	100	30	129,5	41,5	13	100
357a	29G	125r	ZLD	125	30	154	43,5	13	100



									
357h	29G	100r	ZLD	100	30	129,5	47,5	13	100
357h	29G	125r	ZLD	125	30	154	41,5	13	100



									
357r	29G	100r	ZLD	100	30	129,5	47,5	13	100
357r	29G	125r	ZLD	125	30	154	41,5	13	100

Technical description

- Sheet steel metal
- Zinc passivated
- Swivel bearing with double ball race
- Also available with fixing pin Z622 (28x45 mm)

Areas of application

- Care beds
- Cleaning machines
- Computer equipment
- Display stands
- Dustbins
- File carts
- Food transport equipment
- Industrial kitchens
- Laundry carts
- Medical-technical equipment
- Newspaper dispensers
- Restaurant areas
- Sales stands
- Shop fittings

Areas of application

- Sport equipment
- Tripods
- Vacuums

Wheel series 29G

(For technical description of wheels see page 126)

- Thermoplastic elastomer tyre (TPE), iron grey RAL 7011 (Shore A 80)
- Plastic wheel centre silver grey RAL 7001
- Solid bearing



357a	29G	100r	Z522	100	30	132,5	41,5	24x45 M8 19	100
357a	29G	125r	Z522	125	30	157	43,5	24x45 M8 19	100



357h	29G	100r	Z522	100	30	132,5	47,5	24x45 M8 19	100
357h	29G	125r	Z522	125	30	157	41,5	24x45 M8 19	100



357r	29G	100r	Z522	100	30	132,5	47,5	24x45 M8 19	100
357r	29G	125r	Z522	125	30	157	41,5	24x45 M8 19	100

Available sockets for adaption see page 129.

Technical description

- Sheet steel metal
- Zinc passivated
- Swivel bearing with double ball race

Areas of application

- Care beds
- Cleaning machines
- Computer equipment
- Display stands
- Dustbins
- File carts
- Food transport equipment
- Industrial kitchens
- Laundry carts
- Medical-technical equipment
- Newspaper dispensers
- Restaurant areas
- Sales stands
- Shop fittings

Areas of application








- Sport equipment
- Tripods
- Vacuums

Wheel series 29G








(For technical description of wheels see page 126)

- Thermoplastic elastomer tyre (TPE), iron grey RAL 7011 (Shore A 80)
- Plastic wheel centre silver grey RAL 7001
- Solid bearing










							
357a	29G 100r	ZR...	100	30	132,5	41,5	100
357a	29G 125r	ZR...	125	30	157	43,5	100



							
357h	29G 100r	ZR...	100	30	132,5	47,5	100
357h	29G 125r	ZR...	125	30	157	41,5	100



							
357r	29G 100r	ZR...	100	30	132,5	47,5	100
357r	29G 125r	ZR...	125	30	157	41,5	100

Please indicate the required tube diameter when ordering (see page 129).

Technical description

- Sheet steel metal
- Zinc passivated
- Swivel bearing with double ball race
- Also available with plate PD (77x67 mm)

Areas of application

- Care beds
- Cleaning machines
- Computer equipment
- Display stands
- Dustbins
- File carts
- Food transport equipment
- Industrial kitchens
- Laundry carts
- Medical-technical equipment
- Newspaper dispensers
- Restaurant areas
- Sales stands
- Shop fittings

Areas of application

- Sport equipment
- Tripods
- Vacuums

Wheel series 32C

- Solid rubber tyre blue-grey (Shore A 80)
- Sheet steel metal rim and metal thread guard
- Zinc passivated
- Flange bearing
- Also available with other wheel variants (see on page 127)



357a	32C	100b	ZPF	100	32	129,5	41,5	95x70	75x45/72x52	80
357a	32C	125b	ZPF	125	32	154	43,5	95x70	75x45/72x52	100
357a	32C	150b	ZPF	150	32	180,5	51	95x70	75x45/72x52	110



357h	32C	100b	ZPF	100	32	129,5	47,5	95x70	75x45/72x52	80
357h	32C	125b	ZPF	125	32	154	41,5	95x70	75x45/72x52	100
357h	32C	150b	ZPF	150	32	180,5	38	95x70	75x45/72x52	110



357r	32C	100b	ZPF	100	32	129,5	47,5	95x70	75x45/72x52	80
357r	32C	125b	ZPF	125	32	154	41,5	95x70	75x45/72x52	100
357r	32C	150b	ZPF	150	32	180,5	38	95x70	75x45/72x52	110



354a	32C	100b	ZPF	100	32	129,5		95x70	75x45/72x52	80
354a	32C	125b	ZPF	125	32	154		95x70	75x45/72x52	100
354a	32C	150b	ZPF	150	32	180,5		95x70	75x45/72x52	110

Technical description

- Sheet steel metal
- Zinc passivated
- Swivel bearing with double ball race
- Also available with bolt hole LC (11 mm)

Areas of application

- Care beds
- Cleaning machines
- Computer equipment
- Display stands
- Dustbins
- File carts
- Food transport equipment
- Industrial kitchens
- Laundry carts
- Medical-technical equipment
- Newspaper dispensers
- Restaurant areas
- Sales stands
- Shop fittings








Areas of application

- Sport equipment
- Tripods
- Vacuums








Wheel series 32C

- Solid rubber tyre blue-grey (Shore A 80)
- Sheet steel metal rim and metal thread guard
- Zinc passivated
- Flange bearing
- Also available with other wheel variants (see on page 127)










									
357a	32C	100b	ZLD	100	32	129,5	41,5	13	80
357a	32C	125b	ZLD	125	32	154	43,5	13	100
357a	32C	150b	ZLD	150	32	180,5	51	13	110



									
357h	32C	100b	ZLD	100	32	129,5	47,5	13	80
357h	32C	125b	ZLD	125	32	154	41,5	13	100
357h	32C	150b	ZLD	150	32	180,5	38	13	110



									
357r	32C	100b	ZLD	100	32	129,5	47,5	13	80
357r	32C	125b	ZLD	125	32	154	41,5	13	100
357r	32C	150b	ZLD	150	32	180,5	38	13	110

Technical description

- Sheet steel metal
- Zinc passivated
- Swivel bearing with double ball race
- Also available with fixing pin Z622 (28x45 mm)

Areas of application

- Care beds
- Cleaning machines
- Computer equipment
- Display stands
- Dustbins
- File carts
- Food transport equipment
- Industrial kitchens
- Laundry carts
- Medical-technical equipment
- Newspaper dispensers
- Restaurant areas
- Sales stands
- Shop fittings

Areas of application

- Sport equipment
- Tripods
- Vacuums

Wheel series 32C

- Solid rubber tyre blue-grey (Shore A 80)
- Sheet steel metal rim and metal thread guard
- Zinc passivated
- Flange bearing
- Also available with other wheel variants (see on page 127)



357a	32C	100b	Z522	100	32	132,5	41,5	24x45 M8	19	80
357a	32C	125b	Z522	125	32	157	43,5	24x45 M8	19	100
357a	32C	150b	Z522	150	32	183,5	51	24x45 M8	19	110



357h	32C	100b	Z522	100	32	132,5	47,5	24x45 M8	19	80
357h	32C	125b	Z522	125	32	157	41,5	24x45 M8	19	100
357h	32C	150b	Z522	150	32	183,5	38	24x45 M8	19	110



357r	32C	100b	Z522	100	32	132,5	47,5	24x45 M8	19	80
357r	32C	125b	Z522	125	32	157	41,5	24x45 M8	19	100
357r	32C	150b	Z522	150	32	183,5	38	24x45 M8	19	110

Available sockets for adaption see page 129.

Technical description

- Sheet steel metal
- Zinc passivated
- Swivel bearing with double ball race

Areas of application

- Care beds
- Cleaning machines
- Computer equipment
- Display stands
- Dustbins
- File carts
- Food transport equipment
- Industrial kitchens
- Laundry carts
- Medical-technical equipment
- Newspaper dispensers
- Restaurant areas
- Sales stands
- Shop fittings








Areas of application

- Sport equipment
- Tripods
- Vacuums








Wheel series 32C

- Solid rubber tyre blue-grey (Shore A 80)
- Sheet steel metal rim and metal thread guard
- Zinc passivated
- Flange bearing
- Also available with other wheel variants (see on page 127)










								
357a	32C	100b	ZR...	100	32	132,5	41,5	80
357a	32C	125b	ZR...	125	32	157	43,5	100
357a	32C	150b	ZR...	150	32	183,5	51	110



								
357h	32C	100b	ZR...	100	32	132,5	47,5	80
357h	32C	125b	ZR...	125	32	157	41,5	100
357h	32C	150b	ZR...	150	32	183,5	38	110



								
357r	32C	100b	ZR...	100	32	132,5	47,5	80
357r	32C	125b	ZR...	125	32	157	41,5	100
357r	32C	150b	ZR...	150	32	183,5	38	110

Please indicate the required tube diameter when ordering (see page 129).



360a Swivel castor

Technical description

- Sheet steel metal
- Zinc passivated
- Swivel bearing with double ball race
- also available with total brake (360h)

Areas of application

- Computer furniture
- Deep freezer
- Photocopiers
- Shop fittings

360h



360a	00G	050x	ZPC	50	2x20	73	25	60x60	46x46	6	60
360a	00G	075x	ZPC	75	2x22	101	35	60x60	46x46	6	80



360a	33C	050b	ZPC	50	2x18	73	25	60x60	46x46	6	60
360a	33C	075b	ZPC	75	2x22	101	35	60x60	46x46	6	80



360a	33G	050b	ZPC	50	2x18	73	25	60x60	46x46	6	60
360a	33G	075b	ZPC	75	2x24	101	35	60x60	46x46	6	80

360a Swivel castor

Technical description

- Sheet steel metal
- Zinc passivated
- Swivel bearing with double ball race
- also available with total brake (360h)

Areas of application

- Computer furniture
- Deep freezer
- Photocopiers
- Shop fittings



360a	00G 050x ZLC	50	2x20	73	25	10		60
360a	00G 075x ZLC	75	2x22	98,5	35	10		80



360a	33C 050b ZLC	50	2x18	73	25	10		60
360a	33C 075b ZLC	75	2x22	98,5	35	10		80



360a	33G 050b ZLC	50	2x18	73	25	10		60
360a	33G 075b ZLC	75	2x24	98,5	35	10		80

361a

Swivel castor

361b

Swivel castor with central brake

Technical description










- Sheet steel metal
- zinc passivated "33C"
- Yellow chrome plated "34C"
- With double ball race
- 361a also available with bolt hole LC (10,2 mm) and LD (12,2 mm)

Areas of application










- Catering trolleys
- Light wooden furniture

For technical description of wheels see page 128












											
361a	33C	075p	ZPS	75	2x23	102	28,5	55x70	51/57x41	5,5	100












											
361b	33C	075p	ZPS	75	2x23	102	28,5	55x70	51/57x41	5,5	100



											
361a	34C	075v	GPS	75	2x23	102	28,5	55x70	51/57x41	5,5	100



											
361b	34C	075v	GPS	75	2x23	102	28,5	55x70	51/57x41	5,5	100

362a Swivel castor

















































Technical description

- Sheet steel metal
- Zinc passivated
- Swivel bearing with double ball race
- also available with bolt hole LC (10,2 mm)
- on inquiry also available with threaded (ZGI) and flat pin (ZCS)

Areas of application

- Dustbins
- Sales stands
- Shopping trolleys
- Tripods
- Vacuums
- Wet and dry vacuum cleaners

For technical description of wheels
see page 126 to 128

							
	362a	33F 075b	ZLC	75	23	100	30 10,2
							
	362a	29K 100r	ZLD	100	30	130	37 12,2
							
	362a	29K 125r	ZLD	125	32	155	38 12,2
							
	362a	32C 100b	ZLD	100	30	130	37 12,2
							
	362a	32C 125b	ZLD	125	32	155	38 12,2
							
	362a	36K 125b	ZLD	125	32	155	38 12,2

363b

Swivel castor with wheel locking brake








Technical description

- Sheet steel metal
- Zinc passivated
- Swivel bearing with double ball race
- on inquiry also available with threaded (ZGI) and flat pin (ZCS)








Areas of application

- Shopping trolleys (autowalk)



								
363b	62C	125v	ZLD	125	150	43	12,2	60



									
363b	810	7575-1		125	150	43	12,2	RAL 7011	60

367a

Swivel castor

364a

Fixed castor

367h

Swivel castor with total brake mounted behind

Technical description

- Sheet steel metal
- Zinc passivated
- Swivel bearing with double ball race
- Protected from dust and water spray with plastic seal
- also available with plate PD (77x67 mm)

Areas of application

- Care beds
- Cleaning machines
- Computer equipment
- Display stands
- Dustbins
- File carts
- Food transport equipment
- Industrial kitchens
- Laundry carts
- Medical-technical equipment
- Newspaper dispensers
- Restaurant areas

Areas of application

- Sales stands
- Shop fittings
- Sport equipment
- Tripods
- Vacuums

Wheel series 29K

- Thermoplastic elastomer tyre (TPE), iron grey RAL 7011 (Shore A 80)
- Plastic wheel centre silver grey RAL 7001
- Plastic thread guard silver grey RAL 7001
- Precision ball bearing
- Also available with other wheel variants (see on page 126)



367a	29K 080r	ZPF	80	30	117	43,5	95x70	75x45/72x52	9	100	
367a	29K 100r	ZPF	100	30	138	41,5	95x70	75x45/72x52	9	100	
367a	29K 125r	ZPF	125	32	162,5	43,5	95x70	75x45/72x52	9	100	
367a	29K 150r	ZPF	150	32	189	51	95x70	75x45/72x52	9	120	
367a	29K 200r	ZPF	200	32	241	61	95x70	75x45/72x52	9	120	



367h	29K 080r	ZPF	80	30	117	43,5	95x70	75x45/72x52	9	100	
367h	29K 100r	ZPF	100	30	138	41,5	95x70	75x45/72x52	9	100	
367h	29K 125r	ZPF	125	32	162,5	43,5	95x70	75x45/72x52	9	100	
367h	29K 150r	ZPF	150	32	189	51	95x70	75x45/72x52	9	120	
367h	29K 200r	ZPF	200	32	241	61	95x70	75x45/72x52	9	120	



364a	29K 080r	ZPF	80	30	117		95x70	75x45/72x52	9	100	
364a	29K 100r	ZPF	100	30	138		95x70	75x45/72x52	9	100	
364a	29K 125r	ZPF	125	32	162,5		95x70	75x45/72x52	9	100	
364a	29K 150r	ZPF	150	32	189		95x70	75x45/72x52	9	120	
364a	29K 200r	ZPF	200	32	241		95x70	75x45/72x52	9	120	

Available sockets for adaption see page 129

Technical description

- Sheet steel metal
- Zinc passivated
- Swivel bearing with double ball race
- Protected from dust and water spray with plastic seal
- also available with bolt hole LC (10,2 mm)
- on inquiry also available with fixing pin Z622 (28x45 mm)

Areas of application

- Care beds
- Cleaning machines
- Computer equipment
- Display stands
- Dustbins
- File carts
- Food transport equipment
- Industrial kitchens
- Laundry carts
- Medical-technical equipment
- Newspaper dispensers
- Restaurant areas








Areas of application

- Sales stands
- Shop fittings
- Sport equipment
- Tripods
- Vacuums








Wheel series 29K

- Thermoplastic elastomer tyre (TPE), iron grey RAL 7011 (Shore A 80)
- Plastic wheel centre silver grey RAL 7001
- Plastic thread guard silver grey RAL 7001
- Precision ball bearing
- Also available with other wheel variants (see on page 126)










										
367a	29K	080r	ZLD	80	30	110	43,5	12,2		100
367a	29K	100r	ZLD	100	30	131	41,5	12,2		100
367a	29K	125r	ZLD	125	32	155,5	43,5	12,2		100
367a	29K	150r	ZLD	150	32	182	51	12,2		120
367a	29K	200r	ZLD	200	32	234	61	12,2		120










										
367h	29K	080r	ZLD	80	30	110	43,5	12,2		100
367h	29K	100r	ZLD	100	30	131	41,5	12,2		100
367h	29K	125r	ZLD	125	32	155,5	43,5	12,2		100
367h	29K	150r	ZLD	150	32	182	51	12,2		120
367h	29K	200r	ZLD	200	32	234	61	12,2		120



										
367a	29K	080r	Z522	80	30	112	43,5		24x45 M8 19	100
367a	29K	100r	Z522	100	30	133	41,5		24x45 M8 19	100
367a	29K	125r	Z522	125	32	157,5	43,5		24x45 M8 19	100
367a	29K	150r	Z522	150	32	184	51		24x45 M8 19	120
367a	29K	200r	Z522	200	32	236	61		24x45 M8 19	120



										
367h	29K	080r	Z522	80	30	112	43,5		24x45 M8 19	100
367h	29K	100r	Z522	100	30	133	41,5		24x45 M8 19	100
367h	29K	125r	Z522	125	32	157,5	43,5		24x45 M8 19	100
367h	29K	150r	Z522	150	32	184	51		24x45 M8 19	120
367h	29K	200r	Z522	200	32	236	61		24x45 M8 19	120

Technical description

- Sheet steel metal
- Zinc passivated
- Swivel bearing with double ball race
- Protected from dust and water spray with plastic seal

Areas of application

- Care beds
- Cleaning machines
- Computer equipment
- Display stands
- Dustbins
- File carts
- Food transport equipment
- Industrial kitchens
- Laundry carts
- Medical-technical equipment
- Newspaper dispensers
- Restaurant areas








Areas of application

- Sales stands
- Shop fittings
- Sport equipment
- Tripods
- Vacuums








Wheel series 29K

- Thermoplastic elastomer tyre (TPE), iron grey RAL 7011 (Shore A 80)
- Plastic wheel centre silver grey RAL 7001
- Plastic thread guard silver grey RAL 7001
- Precision ball bearing
- Also available with other wheel variants (see on page 126)



							
367a	29K 080r	ZR...	80	30	111	43,5	100
367a	29K 100r	ZR...	100	30	132	41,5	100
367a	29K 125r	ZR...	125	32	156,5	43,5	100
367a	29K 150r	ZR...	150	32	183	51	120
367a	29K 200r	ZR...	200	32	235	61	120



							
367h	29K 080r	ZR...	80	30	111	43,5	100
367h	29K 100r	ZR...	100	30	132	41,5	100
367h	29K 125r	ZR...	125	32	156,5	43,5	100
367h	29K 150r	ZR...	150	32	183	51	120
367h	29K 200r	ZR...	200	32	235	61	120

Please indicate the required tube diameter when ordering (see page 129).

Technical description

- Sheet steel metal
- Zinc passivated
- Swivel bearing with double ball race
- Protected from dust and water spray with plastic seal
- also available with plate PD (77x67 mm)

Areas of application

- Care beds
- Cleaning machines
- Computer equipment
- Display stands
- Dustbins
- File carts
- Food transport equipment
- Industrial kitchens
- Laundry carts
- Medical-technical equipment
- Newspaper dispensers
- Restaurant areas











Areas of application

- Sales stands
- Shop fittings
- Sport equipment
- Tripods
- Vacuums











Wheel series 29G

- Thermoplastic elastomer tyre (TPE), iron grey RAL 7011 (Shore A 80)
- Plastic wheel centre silver grey RAL 7001
- Solid bearing
- For technical description of wheels see page 126













											
367a	29G	100r	ZPF	100	30	138	41,5	95x70	75x45/72x52	9	100
367a	29G	125r	ZPF	125	30	162,5	43,5	95x70	75x45/72x52	9	100



											
367h	29G	100r	ZPF	100	30	138	41,5	95x70	75x45/72x52	9	100
367h	29G	125r	ZPF	125	30	162,5	43,5	95x70	75x45/72x52	9	100



											
364a	29G	100r	ZPF	100	30	138		95x70	75x45/72x52	9	100
364a	29G	125r	ZPF	125	30	162,5		95x70	75x45/72x52	9	100

Available sockets for adaption see page 129.

Technical description

- Sheet steel metal
- Zinc passivated
- Swivel bearing with double ball race
- Protected from dust and water spray with plastic seal
- also available with bolt hole LC (10,2 mm)
- on inquiry also available with fixing pin Z622 (28x45 mm)

Areas of application

- Care beds
- Cleaning machines
- Computer equipment
- Display stands
- Dustbins
- File carts
- Food transport equipment
- Industrial kitchens
- Laundry carts
- Medical-technical equipment
- Newspaper dispensers
- Restaurant areas

Areas of application

- Sales stands
- Shop fittings
- Sport equipment
- Tripods
- Vacuums

Wheel series 29G

- Thermoplastic elastomer tyre (TPE), iron grey RAL 7011 (Shore A 80)
- Plastic wheel centre silver grey RAL 7001
- Solid bearing
- For technical description of wheels see page 126



367a	29G	100r	ZLD	100	30	131	41,5	12,2		100
367a	29G	125r	ZLD	125	30	155,5	43,5	12,2		100



367h	29G	100r	ZLD	100	30	131	41,5	12,2		100
367h	29G	125r	ZLD	125	30	155,5	43,5	12,2		100



367a	29G	100r	Z522	100	30	133	41,5		24x45 M8 19	100
367a	29G	125r	Z522	125	30	157,5	43,5		24x45 M8 19	100



367h	29G	100r	Z522	100	30	133	41,5		24x45 M8 19	100
367h	29G	125r	Z522	125	30	157,5	43,5		24x45 M8 19	100

Technical description

- Sheet steel metal
- zinc passivated
- Swivel bearing with double ball race
- Protected from dust and water spray with plastic seal

Areas of application

- Care beds
- Cleaning machines
- Computer equipment
- Display stands
- Dustbins
- File carts
- Food transport equipment
- Industrial kitchens
- Laundry carts
- Medical-technical equipment
- Newspaper dispensers
- Restaurant areas








Areas of application

- Sales stands
- Shop fittings
- Sport equipment
- Tripods
- Vacuums








Wheel series 29G

- Thermoplastic elastomer tyre (TPE), iron grey RAL 7011 (Shore A 80)
- Plastic wheel centre silver grey RAL 7001
- Solid bearing
- For technical description of wheels see page 126



							
367a	29G 100r	ZR...	100	30	132	41,5	100
367a	29G 125r	ZR...	125	30	156,5	43,5	100



							
367h	29G 100r	ZR...	100	30	132	41,5	100
367h	29G 125r	ZR...	125	30	156,5	43,5	100

Please indicate the required tube diameter when ordering (see page 129).

Technical description

- Sheet steel metal
- Zinc passivated
- Swivel bearing with double ball race
- Protected from dust and water spray with plastic seal
- also available with plate PD (77x67 mm)

Areas of application

- Care beds
- Cleaning machines
- Computer equipment
- Display stands
- Dustbins
- File carts
- Food transport equipment
- Industrial kitchens
- Laundry carts
- Medical-technical equipment
- Newspaper dispensers
- Restaurant areas

Areas of application

- Sales stands
- Shop fittings
- Sport equipment
- Tripods
- Vacuums

Wheel series 32C

- Solid rubber tyre blue-grey (Shore A 80)
- Sheet steel metal rim and metal thread guard
- Zinc passivated
- Flange bearing/ball bearing*
- Also available with other wheel variants (see on page 127)



367a	32C 080b	ZPF	80	30	117	43,5	95x70	75x45/72x52	9	80	
367a	32C 100b	ZPF	100	32	138	41,5	95x70	75x45/72x52	9	80	
367a	32C 125b	ZPF	125	32	162,5	43,5	95x70	75x45/72x52	9	100	
367a	32C 150b	ZPF	150	32	189	51	95x70	75x45/72x52	9	110	
367a	32C 200b	ZPF*	200	32	241	61	95x70	75x45/72x52	9	120	



367h	32C 080b	ZPF	80	30	117	43,5	95x70	75x45/72x52	9	80	
367h	32C 100b	ZPF	100	32	138	41,5	95x70	75x45/72x52	9	80	
367h	32C 125b	ZPF	125	32	162,5	43,5	95x70	75x45/72x52	9	100	
367h	32C 150b	ZPF	150	32	189	51	95x70	75x45/72x52	9	110	
367h	32C 200b	ZPF*	200	32	241	61	95x70	75x45/72x52	9	120	



364a	32C 080b	ZPF	80	30	117		95x70	75x45/72x52	9	80
364a	32C 100b	ZPF	100	32	138		95x70	75x45/72x52	9	80
364a	32C 125b	ZPF	125	32	162,5		95x70	75x45/72x52	9	100
364a	32C 150b	ZPF	150	32	189		95x70	75x45/72x52	9	110
364a	32C 200b	ZPF*	200	32	241		95x70	75x45/72x52	9	120

Available sockets for adaption see page 129.

Technical description

- Sheet steel metal
- Zinc passivated
- Swivel bearing with double ball race
- Protected from dust and water spray with plastic seal
- also available with bolt hole LC (10,2 mm)
- on inquiry also available with fixing pin Z622 (28x45 mm)

Areas of application

- Care beds
- Cleaning machines
- Computer equipment
- Display stands
- Dustbins
- File carts
- Food transport equipment
- Industrial kitchens
- Laundry carts
- Medical-technical equipment
- Newspaper dispensers
- Restaurant areas











Areas of application

- Sales stands
- Shop fittings
- Sport equipment
- Tripods
- Vacuums











Wheel series 32C

- Solid rubber tyre blue-grey (Shore A 80)
- Sheet steel metal rim and metal thread guard
- Zinc passivated
- Flange bearing/ball bearing*
- Also available with other wheel variants (see on page 127)













										
367a	32C 080b ZLD	80	30	110	43,5	12,2				80
367a	32C 100b ZLD	100	32	131	41,5	12,2				80
367a	32C 125b ZLD	125	32	155,5	43,5	12,2				100
367a	32C 150b ZLD	150	32	182	51	12,2				110
367a	32C 200b ZLD*	200	32	234	61	12,2				120













										
367h	32C 080b ZLD	80	30	110	43,5	12,2				80
367h	32C 100b ZLD	100	32	131	41,5	12,2				80
367h	32C 125b ZLD	125	32	155,5	43,5	12,2				100
367h	32C 150b ZLD	150	32	182	51	12,2				110
367h	32C 200b ZLD*	200	32	234	61	12,2				120



										
367a	32C 080b Z522	80	30	112	43,5		24x45 M8	19		80
367a	32C 100b Z522	100	32	133	41,5		24x45 M8	19		80
367a	32C 125b Z522	125	32	157,5	43,5		24x45 M8	19		100
367a	32C 150b Z522	150	32	184	51		24x45 M8	19		110
367a	32C 200b Z522*	200	32	236	61		24x45 M8	19		120



										
367h	32C 080b Z522	80	30	112	43,5		24x45 M8	19		80
367h	32C 100b Z522	100	32	133	41,5		24x45 M8	19		80
367h	32C 125b Z522	125	32	157,5	43,5		24x45 M8	19		100
367h	32C 150b Z522	150	32	184	51		24x45 M8	19		110
367h	32C 200b Z522*	200	32	236	61		24x45 M8	19		120

Technical description

- Sheet steel metal
- Zinc passivated
- Swivel bearing with double ball race
- Protected from dust and water spray with plastic seal

Areas of application

- Care beds
- Cleaning machines
- Computer equipment
- Display stands
- Dustbins
- File carts
- Food transport equipment
- Industrial kitchens
- Laundry carts
- Medical-technical equipment
- Newspaper dispensers
- Restaurant areas








Areas of application

- Sales stands
- Shop fittings
- Sport equipment
- Tripods
- Vacuums








Wheel series 32C

- Solid rubber tyre blue-grey (Shore A 80)
- Sheet steel metal rim and metal thread guard
- Zinc passivated
- Flange bearing/ball bearing*
- Also available with other wheel variants (see on page 127)



						
367a	32C 080b ZR...	80	30	111	43,5	80
367a	32C 100b ZR...	100	32	132	41,5	80
367a	32C 125b ZR...	125	32	156,5	43,5	100
367a	32C 150b ZR...	150	32	183	51	110
367a	32C 200b ZR...*	200	32	235	61	120



						
367h	32C 080b ZR...	80	30	111	43,5	80
367h	32C 100b ZR...	100	32	132	41,5	80
367h	32C 125b ZR...	125	32	156,5	43,5	100
367h	32C 150b ZR...	150	32	183	51	110
367h	32C 200b ZR...*	200	32	235	61	120

Please indicate the required tube diameter when ordering (see page 129).

600a

Swivel castor

600r

Swivel castor with directional brake

600h

Swivel castor with total brake mounted behind

Technical description

- Plastic iron grey RAL 7011
- Special solid bearing supported with ball bearing








Areas of application

- Care beds
- Cleaning machines
- Computer area
- File carts
- Industrial kitchens
- Laundry carts
- Medical-technical equipment
- Restaurant areas
- Serving trolleys
- Shop fittings








Wheel series 29K

- Thermoplastic elastomer tyre (TPE), iron grey RAL 7011 (Shore A 80)
- Plastic wheel centre silver grey RAL 7001
- Plastic thread guard silver grey RAL 7001
- Precision ball bearing
- Also available with other wheel variants (see on page 126)









									
600a	29K	125r	K522	125	32	159	42,5	24x45 M8 19	100



									
600h	29K	125r	K522	125	32	159	42,5	24x45 M8 19	100



									
600r	29K	125r	K522	125	32	159	42,5	24x45 M8 19	100

Available sockets for adaption see page 129

Technical description

- Plastic iron grey RAL 7011
- Special solid bearing supported with ball bearing
- also available with threaded pin KGD (12x25 mm) or KGU (13x25 mm)

Areas of application

- Care beds
- Cleaning machines
- Computer area
- File carts
- Industrial kitchens
- Laundry carts
- Medical-technical equipment
- Restaurant areas
- Serving trolleys
- Shop fittings

Wheel series 29K

- Thermoplastic elastomer tyre (TPE), iron grey RAL 7011 (Shore A 80)
- Plastic wheel centre silver grey RAL 7001
- Plastic thread guard silver grey RAL 7001
- Precision ball bearing
- Also available with other wheel variants (see on page 126)



600a	29K	125r	KGC	125	32	159	42,5	10x25	100	



600h	29K	125r	KGC	125	32	159	42,5	10x25	100	



600r	29K	125r	KGC	125	32	159	42,5	10x25	100	

Technical description

- Plastic iron grey RAL 7011
- Special solid bearing supported with ball bearing







Areas of application

- Care beds
- Cleaning machines
- Computer area
- File carts
- Industrial kitchens
- Laundry carts
- Medical-technical equipment
- Restaurant areas
- Serving trolleys
- Shop fittings












Wheel series 29K

- Thermoplastic elastomer tyre (TPE), iron grey RAL 7011 (Shore A 80)
- Plastic wheel centre silver grey RAL 7001
- Plastic thread guard silver grey RAL 7001
- Precision ball bearing
- Also available with other wheel variants (see on page 126)














											
600a	29K	125r	KPF	125	32	164	42,5	95x70	75x45/72x52	9	100



											
600h	29K	125r	KPF	125	32	164	42,5	95x70	75x45/72x52	9	100



											
600r	29K	125r	KPF	125	32	164	42,5	95x70	75x45/72x52	9	100



Movement creates change.

Furniture castors

Our classic: 287a

plastic housing, polyamide wheel, hard running surface for soft floors, optimum running characteristics.



Moveable small and large furniture ensures flexibility and creates room for change. With furniture castors from RHOMBUS, sofas, audio furniture, tables, cupboards and many other furnishings can be ideally positioned, but still remain mobile.

No matter what the floor requirements, RHOMBUS has the right solution on hand, and that is in classic

RHOMBUS quality, with all the characteristics to be expected of a furniture castor.

119-050 176a

Swivel castor

Fixed castor ladder

197/198 177a

Plate ball bearing

Swivel castor ladder

Technical description 119-050

- Ball bearing-swivel castor
- Steel wire construction with black rubber spherical wheel (Shore A 70)
- Threaded pin M 14x1,5x44 mm, 2 nuts, rubber sealing ring
- Measurement top edge ball bearing upper nut 65 mm

Technical description 176a-177a

- Metal housing
- Zinc passivated
- With load related locking effect
- Screw-on plate can be removed
- Turned through 90°
- Total spring distance max. 22 mm,
- Total spring pressure 17 kg

Technical description 197

- Zinc passivated
- Single-row ball race
- Double plate ball bearing

Technical description 198

- Zinc passivated
- With double ball race in closed special head

Areas of application 119-050

- Belt grinding machines
- Glass cutting tables

Areas of application 176a-177a

- Ladders

Areas of application 197/198

- Turntables, games tables



119	050	50	110,3		50



176a	33C 050b ZPS	50	18	155	60x50	22,5x38,2	5,5	40
177a	33C 050b ZPS	50	18	155	24 60x50	22,5x38,2	5,5	40




Plate							
197B		19,5	95x70	75x45	6,5	280	
197D		10,5	57x57	43x43	10,5	50	



Plate							
198ZPI		19	115x85	80x55/60	9	250	
198ZPK		26	138x109	105x75/80	11	600	

153a

Fixed castor

164a

Fixed castor

156a

Fixed castor








Technical description

- Sheet steel housing
- Zinc passivated








Areas of application

- Drawers
- Small furniture
- Sofa beds










										
153a	00G 025z	ZPS	25	14	27,0	50x20	35,5	4,5	15	
153a	00G 030z	ZPS	30	15	33,5	45x20	35,0	5,5	15	
153a	00G 035z	ZPS	35	18	39,0	50x25	40,0	5,5	25	
153a	00G 040z	ZPS	40	18	46,5	67x26	54,0	6,5	30	
153a	00G 045z	ZPS	45	18	49,0	67x26	54,0	6,5	35	
153a	00G 050z	ZPS	50	19	51,5	67x26	54,0	6,5	40	
153a	33G 050b	ZPS	50	18	51,5	67x26	54,0	6,5	40	



										
156a	00G 016g	ZPS	16	19	19,5	42x23	28,5	4,3	20	



										
164a	00G 016g	ZPS	16	19	20,0	42x23	20,0	4,3	20	

287a

Swivel castor

287b

Swivel castor with wheel locking brake

Technical description

- Housing and wheel made of polyamide (PA)
- Attachments zinc-plated
- Hard running surface (for soft floors)

Areas of application

- Audio furniture
- Bedside tables
- Display stands
- Occasional tables
- Serving trolleys
- Small furniture

on inquiry



287a	00G	050x	KGB1	50	2x11	56	17	8x15		40
287a	00G	075x	KGC	75	2x13	81	24	10x25		60
287a	00G	100x	KGC	100	2x16	107	37	10x25		70
287a	00G	125x	KGC	125	2x20	135	50	10x25		80



287b	00G	050x	KGB1	50	2x11	56	17	8x15		40
287b	00G	075x	KGC	75	2x13	81	24	10x25		60
287b	00G	100x	KGC	100	2x16	107	37	10x25		70
287b	00G	125x	KGC	125	2x20	135	50	10x25		80



287a	00G	050x	KPS	50	2x11	60	17	38x38	25x25	5 40
287a	00G	075x	KPS	75	2x13	87	24	38x38	25x25	5 60
287a	00G	100x	KPS	100	2x16	107	37	65x55	41x51	8 70
287a	00G	125x	KPS	125	2x20	135	50	65x55	41x51	8 80



287b	00G	050x	KPS	50	2x11	60	17	38x38	25x25	5 40
287b	00G	075x	KPS	75	2x13	87	24	38x38	25x25	5 60
287b	00G	100x	KPS	100	2x16	107	37	65x55	41x51	8 70
287b	00G	125x	KPS	125	2x20	135	50	65x55	41x51	8 80

Technical description








- Housing and wheel made of polyamide (PA)
- Attachments zinc-plated
- Hard running surface (for soft floors)

Areas of application








- Audio furniture
- Bedside tables
- Display stands
- Occasional tables
- Serving trolleys
- Small furniture

on inquiry



							
287a	00G 050x KS02	50	2x11 56	17	11x20		40
287a	00G 075x KS02	75	2x13 81	24	11x20		60
287a	00G 100x KS02	100	2x16 107	37	11x20		70
287a	00G 125x KS03	125	2x20 135	50	11x30		80



							
287b	00G 050x KS02	50	2x11 56	17	11x20		40
287b	00G 075x KS02	75	2x13 81	24	11x20		60
287b	00G 100x KS02	100	2x16 107	37	11x20		70
287b	00G 125x KS03	125	2x20 135	50	11x30		80



Threaded pin



Plate



Pin

288a

Swivel castor

288b

Swivel castor with wheel locking brake

Technical description

- Housing and wheel made of polyamide (PA-RAL 7035)
- Wheel bandage of polyurethane (PU-RAL 7015)
- Attachments zinc-plated
- Soft running surface (for hard floors)

Areas of application

- Audio furniture
- Bedside tables
- Display stands
- Occasional tables
- Serving trolleys
- Small furniture

on inquiry



288a	34G	050v	KGB1	50	2x11	56	17	8x15		40
288a	34G	075v	KGC	75	2x13	81	24	10x25		50
288a	34G	100v	KGC	100	2x16	107	37	10x25		60
288a	34G	125v	KGC	125	2x20	135	50	10x25		80



288b	34G	050v	KGB1	50	2x11	56	17	8x15		40
288b	34G	075v	KGC	75	2x13	81	24	10x25		50
288b	34G	100v	KGC	100	2x16	107	37	10x25		60
288b	34G	125v	KGC	125	2x20	135	50	10x25		80



288a	34G	050v	KPS1	50	2x11	60	17	38x38	25x25	5	40
288a	34G	075v	KPS	75	2x13	87	24	38x38	25x25	5	50
288a	34G	100v	KPS	100	2x16	107	37	65x55	41x51	8	60
288a	34G	125v	KPS	125	2x20	135	50	65x55	41x51	8	80



288b	34G	050v	KPS1	50	2x11	60	17	38x38	25x25	5	40
288b	34G	075v	KPS	75	2x13	87	24	38x38	25x25	5	50
288b	34G	100v	KPS	100	2x16	107	37	65x55	41x51	8	60
288b	34G	125v	KPS	125	2x20	135	50	65x55	41x51	8	80

Technical description








- Housing and wheel made of polyamide (PA-RAL 7035)
- Wheel bandage of polyurethane (PU-RAL 7015)
- Attachments zinc-plated
- Soft running surface (for hard floors)

Areas of application








- Audio furniture
- Bedside tables
- Display stands
- Occasional tables
- Serving trolleys
- Small furniture


on inquiry



							
288a	34G 050v KS02	50	2x11	60	17	11x20	40
288a	34G 075v KS02	75	2x13	87	24	11x20	60
288a	34G 100v KS02	100	2x16	107	37	11x20	70
288a	34G 125v KS03	125	2x20	135	50	11x30	80



							
288b	34G 050v KS02	50	2x11	60	17	11x20	40
288b	34G 075v KS02	75	2x13	87	24	11x20	60
288b	34G 100v KS02	100	2x16	107	37	11x20	70
288b	34G 125v KS03	125	2x20	135	50	11x30	80



Threaded pin



Plate



Pin



Meeting mass with class.

Heavy duty castors



Our strong man: TSH

Heavy steel welded construction, swivel castor with special turntable, pressed ball track above, with tapered roller bearing below, grease filling and grease nipple in fork head, zinc passivated, easily copes with up to 1.400 kg.

In relation to mass and weight, modern heavy industry often thinks in dimensions that are a feat of strength for people and machines. For example, take a passenger bridge for the harbour, construction machines for road building, etc. All these heavy weights need to be moved. You'll be doing well if you deal with

these tasks on super-stable heavy load castors from RHOMBUS. Because in materials quality and processing, they are the absolute master in their class. This you can depend upon.

2SL

Swivel castor

Technical description

- High-load swivel castors with low total height
- Nylon, polyurethane or steel twin wheel with plain bearing
- Load capacity range to 270 kg/castor

Areas of application

- Containers
- Fork lifts
- Fork lift trucks
- Lift tables
- Machine constructions



2SL	050	NYOL	50	2x14	64	25	95	51x51	6 160



2SL	050	PTOL	50	2x14	64	25	95	51x51	6 160



2SL	050	STOL	50	2x14	64	25	95	51x51	6 270

505a Swivel castor

504a Fixed castor

Technical description

- Heavy steel welded construction
- Zinc passivated
- Swivel castor with special turntable
- Pressed ball track above, with tapered roller bearing below
- Grease filling and grease nipple in fork head
- Load capacity up to 1.200 kg
- Supplied standard with wheels »OSK« and »18K«

Areas of application

- Containers
- Fork lifts
- Fork lift trucks
- Lift tables
- Machine constructions









Wheel series 18K

- Polyurethane tyre RAL 8003 (Shore A 95)
- Bonded on cast wheel centre
- Precision ball bearing









Wheel series OSK (as an alternative)

- Polyamide wheel white
- Heavy execution
- Precision ball bearing











											
505a	18K	085v	ZPS	85	85	125	57	190x170	150x135	16,5	700











											
504a	18K	085v	ZPS	85	85	125		190x170	150x135	16,5	700



											
505a	OSK	085p	ZPS	85	85	125	57	190x170	150x135	16,5	1200



											
504a	OSK	085p	ZPS	85	85	125		190x170	150x135	16,5	1200

XSH

Swivel castor

XFH

Fixed castor

Technical description

- Heavy steel welded construction
- Zinc passivated
- Swivel castor with special turntable
- Load capacity range to 600 kg/castor

Areas of application

- Containers
- Fork lifts
- Fork lift trucks
- Lift tables
- Machine constructions

Wheel series PT

- Polyurethane tyre
- Precision ball bearing

Wheel series NY

- Nylon wheel white
- Precision ball bearing



XSH	085	PT2MZ	85	75	144	57,5	150x110	120/105x60/75	12/10	600



XFH	085	PT2M	85	75	144		150x115	120/105x60/75	12/10	600



XSH	085	NY2MZ	85	75	144	57,5	150x110	120/105x60/75	12/10	410



XFH	085	NY2M	85	78	144		150x115	120/105x60/75	12/10	410

TSH TFH

Swivel castor

Fixed castor

TSH F

Swivel castor with total
brake mounted in front

Technical description

- Heavy steel welded construction
- Zinc passivated
- Swivel castor with special turntable
- Grease filling and grease nipple in fork head
- Load capacity range to 1.400 kg/castor













Areas of application

- Containers
- Fork lifts
- Fork lift trucks
- Lift tables
- Machine constructions













Wheel series PT

- Polyurethane tyre (Shore A 92-97)
- Cast iron centre
- Precision ball bearing
- Load capacity range from 340 - 1.400 kg/castor















															
TSH	100	PT2H	100	38	152	52	150x110	120/105x60/75	12/10	340					
TSH	125	PT2H	125	38	177	55,5	150x110	120/105x60/75	12/10	425					
TSH	150	PT2H	150	38	202	62	150x110	120/105x60/75	12/10	730					
TSH	200	PT2H	200	45	252	66	150x110	120/105x60/75	12/10	1100					
TSH	250	PT2H	250	45	303	82	150x110	120/105x60/75	12/10	1200					
TSH	300	PT2H	300	45	353	95	150x110	120/105x60/75	12/10	1400					



															
TFH	100	PT2H	100	38	152		150x115	120/105x60/75	12/10	340					
TFH	125	PT2H	125	38	177		150x115	120/105x60/75	12/10	425					
TFH	150	PT2H	150	38	202		150x115	120/105x60/75	12/10	730					
TFH	200	PT2H	200	45	252		150x115	120/105x60/75	12/10	1100					
TFH	250	PT2H	250	45	303		150x115	120/105x60/75	12/10	1200					
TFH	300	PT2H	300	45	353		150x115	120/105x60/75	12/10	1400					



															
TSH	125	PT2HF	125	38	177	55,5	150x110	120/105x60/75	12/10	425					
TSH	150	PT2HF	150	38	202	62	150x110	120/105x60/75	12/10	730					
TSH	200	PT2HF	200	45	252	66	150x110	120/105x60/75	12/10	1100					
TSH	250	PT2HF	250	45	303	82	150x110	120/105x60/75	12/10	1200					
TSH	300	PT2HF	300	45	353	95	150x110	120/105x60/75	12/10	1400					

TSH TFH

Swivel castor

Fixed castor

TSH F

Swivel castor with total
brake mounted in front

Technical description

- Heavy steel welded construction
- Zinc passivated
- Swivel castor with special turntable
- Grease filling and grease nipple in fork head
- Load capacity range to 1.500 kg/castor

Areas of application

- Containers
- Fork lifts
- Fork lift trucks
- Lift tables
- Machine constructions

Wheel series NY

- Nylon wheel white
- Precision ball bearing
- Load capacity range from 500 - 1.500 kg/castor



TSH	100	NY2H	100	50	152	52	150x110	120/105x60/75	12/10	500
TSH	125	NY2H	125	50	177	55,5	150x110	120/105x60/75	12/10	600
TSH	150	NY2H	150	50	202	62	150x110	120/105x60/75	12/10	800
TSH	200	NY2H	200	50	252	66	150x110	120/105x60/75	12/10	1500
TSH	250	NY2H	250	60	303	82	150x110	120/105x60/75	12/10	1500



TFH	100	NY2H	100	50	152		150x115	120/105x60/75	12/10	500
TFH	125	NY2H	125	50	177		150x115	120/105x60/75	12/10	600
TFH	150	NY2H	150	50	202		150x115	120/105x60/75	12/10	800
TFH	200	NY2H	200	50	252		150x115	120/105x60/75	12/10	1500
TFH	250	NY2H	250	60	303		150x115	120/105x60/75	12/10	1500



TSH	125	NY2HF	125	50	177	55,5	150x110	120/105x60/75	12/10	600
TSH	150	NY2HF	150	50	202	62	150x110	120/105x60/75	12/10	800
TSH	200	NY2HF	200	50	252	66	150x110	120/105x60/75	12/10	1500
TSH	250	NY2HF	250	60	303	82	150x110	120/105x60/75	12/10	1500

510a Swivel castor

509a Fixed castor

510i

Swivel castor with total brake mounted in front

Technical description

- Heavy steel welded construction
- Zinc passivated
- Swivel castor with special turntable
- Pressed ball track above, with tapered roller bearing below
- Grease filling and grease nipple in fork head
- Load capacity up to 1.000 kg
- Supplied standard with wheels »OSK« and »18K«

Areas of application

- Containers
- Fork lifts
- Fork lift trucks
- Lift tables
- Machine constructions










Wheel series 18K

- Polyurethane tyre RAL 8003 (Shore A 95)
- Bonded on cast wheel centre
- Precision ball bearing
- load capacity from 350 kg to 1.000 kg










Wheel series OSK (as an alternative)

- Polyamide wheel white
- Heavy execution
- Precision ball bearing
- load capacity from 600 kg to 1.000 kg












											
510a	18K	125v	ZPS	125	40	192,5	50	190x110	150x75	17	350
510a	18K	150v	ZPS	150	50	220	58	190x110	150x75	17	700
510a	18K	200v	ZPS	200	50	265	68	190x110	150x75	17	950
510a	18K	250v	ZPS	250	50	315	80	190x110	150x75	17	1000



											
509a	18K	125v	ZPS	125	40	192,5		190x110	150x75	17	350
509a	18K	150v	ZPS	150	50	220		190x110	150x75	17	700
509a	18K	200v	ZPS	200	50	265		190x110	150x75	17	950
509a	18K	250v	ZPS	250	50	315		190x110	150x75	17	1000



											
510i	18K	125v	ZPS	125	40	192,5	50	190x110	150x75	17	350
510i	18K	150v	ZPS	150	50	220	58	190x110	150x75	17	700
510i	18K	200v	ZPS	200	50	265	68	190x110	150x75	17	950
510i	18K	250v	ZPS	250	50	315	80	190x110	150x75	17	1000

2SH

Swivel castor

2FH

Fixed castor

2SH W

Swivel castor with wheel locking brake

Technical description

- Heavy steel welded construction
- Zinc passivated
- Swivel castor with special turntable
- Load capacity range to 1.500 kg/castor
- Also available with directional lock (D)

Areas of application

- Containers
- Fork lifts
- Fork lift trucks
- Lift tables
- Machine constructions

Wheel series PT

- Polyurethane tyre (Shore A 92-97)
- Cast iron centre
- Precision ball bearing
- Load capacity range from 720 - 1.500 kg/castor



2SH	125	PT2H	125	2x38	177	62,5	150x110	120/105x60/75	12/10	720
2SH	150	PT2H	150	2x38	202	65	150x110	120/105x60/75	12/10	1240
2SH	200	PT2H	200	2x45	252	70	150x110	120/105x60/75	12/10	1500



2FH	125	PT2H	125	2x38	177		150x175	120/105x60/75	12/10	720
2FH	150	PT2H	150	2x38	202		150x175	120/105x60/75	12/10	1240
2FH	200	PT2H	200	2x45	252		150x175	120/105x60/75	12/10	1500



2SH	125	PT2HW	125	2x38	177	62,5	150x110	120/105x60/75	12/10	720
2SH	150	PT2HW	150	2x38	202	65	150x110	120/105x60/75	12/10	1240
2SH	200	PT2HW	200	2x45	252	70	150x110	120/105x60/75	12/10	1500

2SH

Swivel castor

2FH

Fixed castor

2SH W

Swivel castor with wheel locking brake

Technical description

- Heavy steel welded construction
- Zinc passivated
- Swivel castor with special turntable
- Load capacity range to 1.500 kg/castor
- Also available with directional lock (D)










Areas of application

- Containers
- Fork lifts
- Fork lift trucks
- Lift tables
- Machine constructions









Wheel series NY

- Nylon wheel white
- Precision ball bearing
- Load capacity range from 1.360 - 1.500 kg/castor












										
2SH	150	NY2H	150	2x50	202	65	150x110	120/105x60/75	12/10	1360
2SH	200	NY2H	200	2x50	252	70	150x110	120/105x60/75	12/10	1500



										
2FH	150	NY2H	150	2x50	202		150x175	120/105x60/75	12/10	1360
2FH	200	NY2H	200	2x50	252		150x175	120/105x60/75	12/10	1500



										
2SH	150	NY2HW	150	2x50	202	65	150x110	120/105x60/75	12/10	1360
2SH	200	NY2HW	200	2x50	252	70	150x110	120/105x60/75	12/10	1500

525a Swivel castor

526a Fixed castor

525i

Swivel castor with total brake mounted in front

Technical description

- Heavy steel welded construction
- Zinc passivated
- Swivel castor with special turntable
- Pressed ball track above, with tapered roller bearing below
- Grease filling and grease nipple in fork head
- Load capacity up to 1.500 kg
- Supplied standard with wheels »OSK« and »18K«

Areas of application

- Containers
- Fork lifts
- Fork lift trucks
- Lift tables
- Machine constructions

Wheel series 18K

- Polyurethane tyre RAL 8003 (Shore A 95)
- Bonded on cast wheel centre
- Precision ball bearing
- load capacity from 700 kg to 1.500 kg

Wheel series OSK (as an alternative)

- Polyamide wheel white
- Heavy execution
- Precision ball bearing
- load capacity from 1.200 kg to 1.500 kg



525a	18K	125v	ZPS	125	2x40	192,5	50	190x170	150x135	17	700	
525a	18K	150v	ZPS	150	2x50	220	58	190x170	150x135	17	1300	
525a	18K	200v	ZPS	200	2x50	265	68	190x170	150x135	17	1450	
525a	18K	250v	ZPS	250	2x50	315	80	190x170	150x135	17	1500	



526a	18K	125v	ZPS	125	2x40	192,5		190x170	150x135	17	700	
526a	18K	150v	ZPS	150	2x50	220		190x170	150x135	17	1300	
526a	18K	200v	ZPS	200	2x50	265		190x170	150x135	17	1450	
526a	18K	250v	ZPS	250	2x50	315		190x170	150x135	17	1500	



525i	18K	125v	ZPS	125	2x40	192,5	50	190x170	150x135	17	700	
525i	18K	150v	ZPS	150	2x50	220	58	190x170	150x135	17	1300	
525i	18K	200v	ZPS	200	2x50	265	68	190x170	150x135	17	1450	
525i	18K	250v	ZPS	250	2x50	315	80	190x170	150x135	17	1500	



Healthy gentle rolling.

Medical equipment castors

The innovation: 399

High grade, centrally lockable bed castor with new integrated wheel lock. Various colours possible, hygiene-friendly, corrosion-free. Suitable for cleaning in disinfection cabins. Aluminium die-cast housing. Sealed precision ball bearings in the fork head, brake contour adapted to wheel, maintenance-free. 150 kg load capacity.

Unique design: *winner of red dot design award!*

Sometimes it's a matter of seconds – the right medication, the appropriate team, and the necessary luck. Fine, at times like this you need the reassurance that the castors from RHOMBUS are dependable. We deliver our promises: quiet operation, load-bearing capacity, safety and long product life.

390q

Swivel castor with central brake

390r

Swivel castor with directional brake

Technical description

- Sheet steel metal
- Zinc passivated
- Double ball bearing in swivel head
- Protected from dust and water ingress by plastic sealing ring
- Integrated selection mechanism with total lock "q" and directional locking "r"
- Selection mechanism continually greased
- Device to permit adjustment of the braking effect (without removing the castor or wheel)
- Also available with other wheel variants (see on page 121+122)

Areas of application

- Care beds
- Hospital beds
- Intensive care beds
- OP beds

Guideline for finding the correct structure of attachment, sockets for round and square tubes, as well as foot and transmission lever, see on pages 80-82



390q 390r	29K	080r	Z2351	80	30	113	44	100	
390q 390r	29K	100r	Z2351	100	30	133	42	100	
390q 390r	29K	125r	Z2351	125	32	158	44	100	
390q 390r	29K	150r	Z2351	150	32	184	51	120	
390q 390r	29K	200r	Z2351	200	32	237	61	120	



390q 390r	29K	080r	Z985	80	30	113	44	100	
390q 390r	29K	100r	Z985	100	30	133	42	100	
390q 390r	29K	125r	Z985	125	32	158	44	100	
390q 390r	29K	150r	Z985	150	32	184	51	120	
390q 390r	29K	200r	Z985	200	32	237	61	120	



390q 390r	32C	080b	Z2351	80	30	113	44	80	
390q 390r	32C	100b	Z2351	100	32	133	42	80	
390q 390r	32C	125b	Z2351	125	32	158	44	100	
390q 390r	32C	150b	Z2351	150	32	184	51	110	
390q 390r	32C	200b	Z2351	200	32	237	61	120	



390q 390r	32C	080b	Z985	80	30	113	44	80	
390q 390r	32C	100b	Z985	100	32	133	42	80	
390q 390r	32C	125b	Z985	125	32	158	44	100	
390q 390r	32C	150b	Z985	150	32	184	51	110	
390q 390r	32C	200b	Z985	200	32	237	61	120	

390+q Swivel castor with central brake

390+r Swivel castor with directional brake

Technical description








- Sheet steel metal
- Zinc passivated
- Double ball bearing in swivel head
- Up-to-date design with high-quality plastic cover
- Suitable for cleaning in disinfecting cubicle
- Protected from dust and water
- Integrated selection mechanism with total lock "q" and directional locking "r"
- Selection mechanism continually greased
- Also available with other wheel variants (see on page 121)

Areas of application








- Care beds
- Hospital beds
- Intensive care beds
- OP beds

Guideline for finding the correct structure of attachment, sockets for round and square tubes, as well as foot and transmission lever, see on pages 80-82










										
390q	390r	29K	100r	Z2351 C	100	30	133	42	RAL 9010	100
390q	390r	29K	125r	Z2351 C	125	32	158	44	RAL 9010	100
390q	390r	29K	150r	Z2351 C	150	32	184	51	RAL 9010	120
390q	390r	29K	200r	Z2351 C	200	32	237	61	RAL 9010	120










										
390q	390r	29K	100r	Z985 C	100	30	133	42	RAL 9010	100
390q	390r	29K	125r	Z985 C	125	32	158	44	RAL 9010	100
390q	390r	29K	150r	Z985 C	150	32	184	51	RAL 9010	120
390q	390r	29K	200r	Z985 C	200	32	237	61	RAL 9010	120



										
390q	390r	29K	100r	Z2351 CA	100	30	133	42	metallic	100
390q	390r	29K	125r	Z2351 CA	125	32	158	44	metallic	100
390q	390r	29K	150r	Z2351 CA	150	32	184	51	metallic	120
390q	390r	29K	200r	Z2351 CA	200	32	237	61	metallic	120



										
390q	390r	29K	100r	Z985 CA	100	30	133	42	metallic	100
390q	390r	29K	125r	Z985 CA	125	32	158	44	metallic	100
390q	390r	29K	150r	Z985 CA	150	32	184	51	metallic	120
390q	390r	29K	200r	Z985 CA	200	32	237	61	metallic	120

Technical description

- Sheet steel metal
- Zinc passivated
- Double ball bearing in swivel head
- Up-to-date design with high-quality plastic cover
- Suitable for cleaning in disinfecting cubicle
- Protected from dust and water
- Integrated selection mechanism with total lock "q" and directional locking "r"
- Selection mechanism continually greased
- Also available with other wheel variants (see on page 122)

Areas of application

- Care beds
- Hospital beds
- Intensive care beds
- OP beds

Guideline for finding the correct structure of attachment, sockets for round and square tubes, as well as foot and transmission lever, see on pages 80-82



390q 390r	32C	125b	Z2351 C	125	32	158	44	RAL 9010	100
390q 390r	32C	150b	Z2351 C	150	32	184	51	RAL 9010	110
390q 390r	32C	200b	Z2351 C	200	32	237	61	RAL 9010	120



390q 390r	32C	125b	Z985 C	125	32	158	44	RAL 9010	100
390q 390r	32C	150b	Z985 C	150	32	184	51	RAL 9010	110
390q 390r	32C	200b	Z985 C	200	32	237	61	RAL 9010	120



390q 390r	32C	125b	Z2351 CA	125	32	158	44	metallic	100
390q 390r	32C	150b	Z2351 CA	150	32	184	51	metallic	110
390q 390r	32C	200b	Z2351 CA	200	32	237	61	metallic	120



390q 390r	32C	125b	Z985 CA	125	32	158	44	metallic	100
390q 390r	32C	150b	Z985 CA	150	32	184	51	metallic	110
390q 390r	32C	200b	Z985 CA	200	32	237	61	metallic	120

391q

Swivel castor with central brake

391r

Swivel castor with directional brake

Technical description

- Sheet steel metal
- Zinc passivated or chrome-plated
- Suitable for cleaning in disinfecting cubicle
- Integrated selection mechanism with total locking brake “q” and directional lock brake ”r”
- Selection mechanism continually greased
- Device to permit adjustment of the braking effect (without removing the castor or wheel)
- Also available with other wheel variants (see on page 121+122)








Areas of application

- Care beds
- Hospital beds
- Intensive care beds
- OP beds








Precision ball bearings in the fork head

Guideline for finding the correct structure of attachment, sockets for round and square tubes, as well as foot and transmission lever, see on pages 80-82










									
391q 391r	29K	100r	Z2351	100	30	139	42	100	
391q 391r	29K	125r	Z2351	125	32	164	44	100	
391q 391r	29K	150r	Z2351	150	32	191	51	120	
391q 391r	29K	200r	Z2351	200	32	243	61	120	










									
391q 391r	29K	100r	Z985	100	30	139	42	100	
391q 391r	29K	125r	Z985	125	32	164	44	100	
391q 391r	29K	150r	Z985	150	32	191	51	120	
391q 391r	29K	200r	Z985	200	32	243	61	120	



									
391q 391r	32C	100b	Z2351	100	32	139	42	80	
391q 391r	32C	125b	Z2351	125	32	164	44	100	
391q 391r	32C	150b	Z2351	150	32	191	51	120	
391q 391r	32C	200b	Z2351	200	32	243	61	120	



									
391q 391r	32C	100b	Z985	100	32	139	42	80	
391q 391r	32C	125b	Z985	125	32	164	44	100	
391q 391r	32C	150b	Z985	150	32	191	51	120	
391q 391r	32C	200b	Z985	200	32	243	61	120	

380 q

Swivel castor with central brake

380 r

Swivel castor with directional brake

Technical description

- Plastic housing of polyamide white 9010
- Precision ball bearings in the fork head
- Suitable for cleaning in disinfecting cubicles
- Modern design
- Smooth selection function
- Integrated selection mechanism with total locking brake "q" and direction locking brake "r"
- Selection mechanism continually greased
- For technical description of wheels see page 121

Areas of application

- Care beds
- Hospital beds
- Intensive care beds
- OP beds

Guideline for finding the correct structure of attachment, sockets for round and square tubes, as well as foot and transmission lever, see on pages 80-82



380q	380r	29K	150v	K2351	150	32	185	50	RAL 9010	120



380q	380r	29K	150v	K985	150	32	185	50	RAL 9010	120



reddot design award
winner



Innovative locking mechanism

The castors of the 380 series have a positive wheel lock, not reliant on friction, which engages in the central web of the wheel. This means that the locking action does not depend on tyre condition, because the castor is braked without contact with the running surface of the tyre.

electrically conductive!

Guideline for finding the correct structure of attachment, sockets for round and square tubes, as well as foot and transmission lever, see on pages 80-82



380q 380r	29K 150y	K2351	150	32	185	50 RAL 9010 120



380q 380r	29K 150y	K985	150	32	185	50 RAL 9010 120

381a

Swivel castor

381h

Swivel castor with total brake

NEW!









Technical description

- Plastic castor
- Wheels have easy rollability
- The design protects axle / bearing areas from hair / water
- Total lock models lock both the wheel and swivel
- Also available wheel diameter 125 mm with fixing pin K622 (28x45 mm)









Areas of application

- Nursing Home Beds
- Medical Carts
- Diagnostic Equipment
- Electronic Equipment
- Patient Aids
- Patient Lifts










										
381a	40K	075v	KPS	75	59/2x10	105	94x64	78/72x45	8,5	75
381a	40K	100v	KPS	100	66/2x12	137	94x64	78/72x45	8,5	100
381a	40K	125v	KPS	125	76/2x12	158	94x64	78/72x45	8,5	110










										
381h	40K	075v	KPS	75	59/2x10	105	94x64	78/72x45	8,5	75
381h	40K	100v	KPS	100	66/2x12	137	94x64	78/72x45	8,5	100
381h	40K	125v	KPS	125	76/2x12	158	94x64	78/72x45	8,5	110



										
381a	40K	075v	KGD	75	59/2x10	95	12x25			75
381a	40K	100v	KGD	100	66/2x12	125	12x25			100
381a	40K	125v	KGD	125	76/2x12	146	12x25			110



										
381h	40K	075v	KGD	75	59/2x10	95	12x25			75
381h	40K	100v	KGD	100	66/2x12	125	12x25			100
381h	40K	125v	KGD	125	76/2x12	146	12x25			110

383q

Swivel castor with central brake

383r

Swivel castor with directional brake

Technical description

- Plastic housing of polyamide white RAL 9010
- Precision ball bearings in the fork head
- Suitable for cleaning in disinfecting cubicles
- Smooth selection function
- Integrated selection mechanism with total locking brake "q" and direction locking brake "r"
- Selection mechanism continually greased
- On inquiry with electrically conductive wheel

Areas of application

- Care beds
- Hospital beds
- OP beds

Guideline for finding the correct structure of attachment, foot and transmission lever, see on pages 80-82



383q 383r	40K	125v	K2351	125	64	150	31	120	
383q 383r	40K	150v	K2351	150	64	175	40	150	




383q 383r	40K	125v	K985	125	64	150	31	120	
383q 383r	40K	150v	K985	150	64	175	40	150	

399q

Swivel castor with central brake

399r

Swivel castor with directional brake



Technical description

- Die-cast aluminium load-bearing housing
- Highly polished plastic cover, optionally in white RAL 9016 or metallic
- Unique design and patented technology
- Precision ball bearings in the fork head
- Suitable for cleaning in disinfection cabins
- Smooth selection function
- Integrated selection mechanism with total locking brake "q" and direction locking brake "r"
- Permanently grease filled in the switch mechanism
- Load capacity 150 kg
- On inquiry with electrically conductive wheel

Areas of application

- Care beds
- Hospital beds
- Intensive care beds
- Medical appliances
- OP beds
- OP tables

Guideline for finding the correct structure of attachment, sockets for round and square tubes, as well as foot and transmission lever, see on pages 80-82



399q	399r	38K	150v	K2351	150	32	188	42	RAL 9016	150



399q	399r	38K	150v	K985	150	32	188	42	RAL 9016	150



399q	399r	38K	150v	K2351 A	150	32	188	42	metallic	150



399q	399r	38K	150v	K985 A	150	32	188	42	metallic	150

398q

Swivel castor with central brake

398r

Swivel castor with directional brake

NEW!

Technical description








- Die-cast aluminium load-bearing housing
- Highly polished plastic cover
- Precision ball bearings in the fork head
- Suitable for cleaning in disinfection cabins
- Smooth selection function
- Integrated selection mechanism with total locking brake "q" and direction locking brake "r"
- Permanently grease filled in the switch mechanism
- Load capacity 150 kg
- Also available with electrically conductive wheel
- For technical description of wheels see page 121

Areas of application








- Care beds
- Hospital beds
- Intensive care beds
- Medical appliances
- OP beds
- OP tables

Guideline for finding the correct structure of attachment, sockets for round and square tubes, as well as foot and transmission lever, see on pages 80-82



									
398q 398r	29K	125v	K2351ZA	125	32	158	40	RAL 9010	150
398q 398r	29K	150v	K2351	150	32	188	42	RAL 9010	150
398q 398r	37K	200v	K2351ZA	200	32	229	56	RAL 9010	150



									
398q 398r	29K	125v	K985	125	32	158	40	RAL 9010	150
398q 398r	29K	150v	K985	150	32	188	42	RAL 9010	150
398q 398r	37K	200v	K985	200	32	229	56	RAL 9010	150




Accessories for central locking hospital bed castors

	Product	Specification	Article number
	Wall bumper	95 mm	49G
	Snap-on adapter sleeves round	(see adapter measurements on page 83)	
	Snap-on adapter sleeves square	(see adapter measurements on page 83)	
	Foot pedal double	left right	DHL DHR
	Foot pedal double (Plastic)	left/right	KDH - 9010/7037 - 30° or 45°
	Foot pedal single	left right	EHL EHR
	Foot pedal single (Plastic)	left right	KEHL - 9010/7037 - 30° or 45° KEHR - 9010/7037 - 30° or 45°
	Transmission lever long		MNL
	Transmission lever short		MNK

Central locking brakes

Hospital beds must be reliable and easy to manoeuvre. Modern hospital beds are therefore equipped with central locking brake mechanisms, which enable time and energy-saving operation.

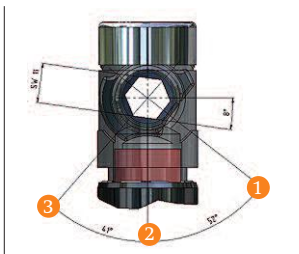


Directional locking brakes

For setting of straight ahead motion, the use of a directional locking brake integrated in the fixing pin is recommended.

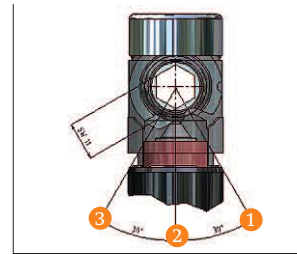
The mechanism allows a central pedal to select the following modes of operation:

- 1: Motion straight ahead (only when equipped with directional locking brake mode)
- 2: Changes of direction: free mobility of all castors
- 3: Full locking of all four castors

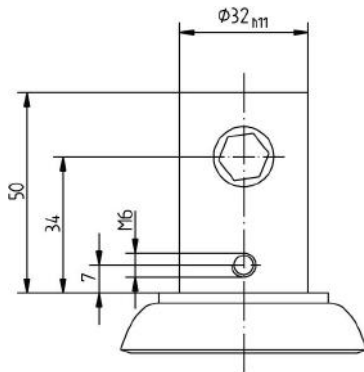


Fixing pins

Standard-cam (41° and 52°)

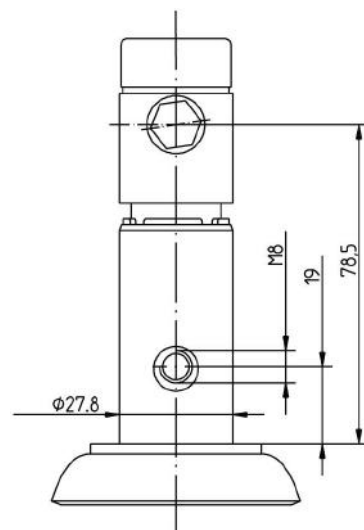


30°-cam



Fixing Pin 34 mm

- _ For standard insertion measurement $\varnothing 32$
- _ Switching shaft variants A/B
- _ Switching shaft in line or across direction of travel
- _ Four tapped fixing holes



Fixing Pin 78,5 mm

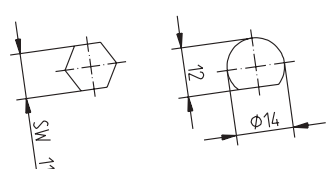
- _ For standard insertion measurement $\varnothing 28$
- _ Switching shaft variants A/B
- _ Switching shaft in line or across direction of travel
- _ Four tapped fixing holes
- _ Snap-on adapter sleeves for different tube measurements available!

The 4-digit order number

How to use the 4-digit order number, e.g.

390q 29K 150v Z 2351

For the products in this chapter further information needs to be added to our reference number (coloured underlays).

1. Digit:	Distance from the tube seat to middle of the switching bar*	Kind of cam	Switching shaft	A	B
2	x = 78,5 mm	Standard-cam	A		
4	x = 78,5 mm	30°-cam	A		
6	x = 78,5 mm	14-12-cam	B		
8	x = 34 mm	Standard-cam	A		
9	x = 34 mm	30°-cam	A		

*on request: in 71 mm possible

2. Digit:	Size of the threaded hole*	Distance from the tube seat to the middle of the threaded hole
3	M8	y = 19 mm
8	M6	y = 7 mm

*on request: M6 / 18 mm and M8 / 18 mm possible

3. Digit:	Position of the bar to the travel direction	Position of the threaded hole to the travel direction
5	across	4-tapped holes
6	along	4-tapped holes

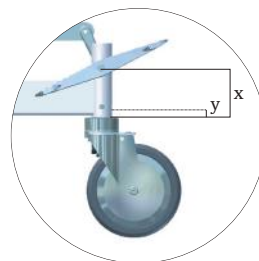
4. Digit:	Adapter measurement		Adapter measurement		
	without	socket (Art. No.)	without	socket (Art. No.)	
0	without		without		
1	Ø 27,8	9 229 111	5	Ø 28,9	9 229 048
2	Ø 28	9 229 050	6	Ø 33,65	9 229 029
3	Ø 28,2	9 229 025	7	Ø 33,65	9 229 023
4	Ø 28,4	9 229 026	8	Ø 36	HB 22 + 9 229 111



Type I
Foot pedal
across direction of travel



Type II
Foot pedal
along direction of travel



only for pins 71 mm and 78,5 mm

When ordering please indicate additionally to order number:

- Integrated directional lock (directional locking brake): yes/no



*Critical situations
demand brilliant solutions.*

Stainless steel castors



Our star: 394a

Housing made completely of stainless steel, corrosion-free, resistant to petrol, diesel, oils and vegetable and animal fats. Long service life.

In the age of high technology the latest hygiene regulations shape the climate in laboratories for biotechnology, medicine and food research. Cleanliness is an essential part of quality management. Stainless steel castors from RHOMBUS are dazzling with their outstanding properties for this kind of environment. Produced from high-quality pure steel and precisely

manufactured, they bring sterilising and instrument cabinets and other mobile units safe and clean to their destination.

394a

394h

Swivel castor

Swivel castor with total brake mounted behind

Technical description

- Stainless steel housing
- Swivel bearing with double ball race
- Ball bearings of stainless steel
- Sealing ring
- Also available with bolt hole LC (10,2 mm)

Areas of application

- Bakery oven units
- Catering equipment
- Food processing industry
- Food transport equipment
- Laundry carts
- Pharmaceutical industry
- Serving trolleys
- Waste disposal systems

Wheel series 29G

- Thermoplastic elastomer tyre (TPE), iron grey RAL 7011 (Shore A 80)
- Plastic wheel centre silver grey RAL 7001
- Solid bearing
- For technical description see page 127
- Also available with other wheel variants (OOG+07G), see on page 115+117



394a	29G	100r	EPD	100	30	138	42	77x67	61x51/57x48	8,5	100
394a	29G	125r	EPD	125	30	162,5	44	77x67	61x51/57x48	8,5	100



394h	29G	100r	EPD	100	30	138	42	77x67	61x51/57x48	8,5	100
394h	29G	125r	EPD	125	30	162,5	44	77x67	61x51/57x48	8,5	100



394a	29G	100r	ELD	100	30	131,5	42	12,2			100
394a	29G	125r	ELD	125	30	156	44	12,2			100



394h	29G	100r	ELD	100	30	131,5	42	12,2			100
394h	29G	125r	ELD	125	30	156	44	12,2			100

396a

396h

Swivel castor

Swivel castor with total brake mounted behind

Technical description

- Stainless steel housing
- Swivel bearing with double ball race
- Ball bearings of stainless steel
- Sealing ring













Areas of application

- Bakery oven units
- Catering equipment
- Food processing industry
- Food transport equipment
- Laundry carts
- Pharmaceutical industry
- Serving trolleys
- Waste disposal systems













Wheel series 29G

- Thermoplastic elastomer tyre (TPE), iron grey RAL 7011 (Shore A 80)
- Plastic wheel centre silver grey RAL 7001
- Solid bearing
- Also available with other wheel variants (00G, polyamide white, solid bearing)















											
396a	29G	100r	EPD	100	27	134	36	76x70	60x50/57x48	8,3	60
396a	29G	125r	EPD	125	27	158	34	76x70	60x50/57x48	8,3	70















											
396h	29G	100r	EPD	100	27	134	36	76x70	60x50/57x48	8,3	60
396h	29G	125r	EPD	125	27	158	34	76x70	60x50/57x48	8,3	70



											
396a	29G	100r	ELD	100	27	132	36	12			60
396a	29G	125r	ELD	125	27	156	34	12			70



											
396h	29G	100r	ELD	100	27	132	36	12			60
396h	29G	125r	ELD	125	27	156	34	12			70

Do you have any questions, requests
or suggestions about our products?

Talk to our competent team!



*Virtually unlimited
mileage.*

Transport appliance castors

Our long distance runner: 441a

Stable sheet steel design and proven technology, easily running double ball bearing for good manoeuvrability; wide choice of wheels for different areas of application.



The global world of networking is shaping new demands on logistics and the transport business. Mobility is being understood in a new way. Not only across national borders, but in the internal flow of goods. Castors from RHOMBUS are solid and reliable components within this agile cycle. They move trolleys, workbenches, switch cabinets, cleaning equipment and other mobile facilities – and have just one goal in the process: to guarantee quality – forever.

440a

Swivel castor

438a

Fixed castor

Technical description

- Sheet steel metal housing
- Zinc passivated
- Swivel bearing with double ball race
- Wheel axis screwed-on

Areas of application

- Transport containers

Wheel series 00R

- Polyamide tyre black
- Roller bearing
- Also available with other wheel variants (see on page 115)



440a	00R	058z	ZPS	58	29	75	15	79x60	60x40	6,5	80	
440a	00R	065z	ZPS	65	33	88	20	95x70	75x45	6,5	100	
440a	00R	080z	ZPS	80	33	100	20	102x79	85x60	8,5	125	
440a	00R	100z	ZPS	100	40	125	20	133x104	104x77	8,5	200	



438a	00R	058z	ZPS	58	29	75		95x54	71x24	6,5	80
438a	00R	065z	ZPS	65	33	88		95x54	71x24	6,5	100
438a	00R	080z	ZPS	80	33	100		128x65	102x31	8,5	125
438a	00R	100z	ZPS	100	40	125		161x82	127x43	8,5	200

441a 441h

Swivel castor
Swivel castor with total brake mounted behind

441i 439a

Swivel castor with total brake mounted in front
Fixed castor

Technical description

- Stable sheet steel design and proven technology
- Easy running double ball bearing for good manoeuvrability
- Wide choice of wheels for different areas of application
- Can be fitted with different total locks
- Load capacity range from 50 - 205 kg/castor
- For wheel diameter 160+200 mm <<ASLaZ = screw-on directional lock>> is also available (see on page 110)









Areas of application

- Magazine carts
- Tool trolleys
- Transport containers
- Waste containers









Wheel series 08R

- Solid rubber tyre black (Shore A 80)
- Sheet steel metal rim zinc passivated
- Roller bearing
- Also available with other wheel variants (see on page 118)











											
441a	08R	080c	ZPH	80	20	107	34	104x80	72x52/80x60	9	50
441a	08R	100c	ZPH	100	22	128	34	104x80	72x52/80x60	9	70
441a	08R	125c	ZPH	125	22	152	32	104x80	72x52/80x60	9	100
441a	08R	125c	ZPI	125	25	156	37	115x85	80x55/60	9	100
441a	08R	160c	ZPK	160	28	197	48	138x109	105x75/80	11	135
441a	08R	200c	ZPK	200	31	237	58	138x109	105x75/80	11	205










											
441h	08R	080c	ZPH	80	20	107	34	104x80	72x52/80x60	9	50
441h	08R	100c	ZPH	100	22	128	34	104x80	72x52/80x60	9	70
441h	08R	125c	ZPH	125	22	152	32	104x80	72x52/80x60	9	100
441h	08R	125c	ZPI	125	25	156	37	115x85	80x55/60	9	100
441h	08R	160c	ZPK	160	28	197	48	138x109	105x75/80	11	135
441h	08R	200c	ZPK	200	31	237	58	138x109	105x75/80	11	205



											
441i	08R	160c	ZPK	160	28	197	48	138x109	105x75/80	11	135
441i	08R	200c	ZPK	200	31	237	58	138x109	105x75/80	11	205



										
439a	08R	080c	ZPG	80	20	107	104x84	72x52/80x60	9	50
439a	08R	100c	ZPG	100	22	128	104x84	72x52/80x60	9	70
439a	08R	125c	ZPG	125	22	152	104x84	72x52/80x60	9	100
439a	08R	125c	ZPI	125	25	156	115x85	80x55/60	9	100
439a	08R	160c	ZPK	160	28	197	138x109	105x75/80	11	135
439a	08R	200c	ZPK	200	31	237	138x109	105x75/80	11	205

441a

Swivel castor

441h

Swivel castor with total brake mounted behind

439a

Fixed castor

Technical description

- Stable sheet steel design and proven technology
- Easy running double ball bearing for good manoeuvrability
- Sealing ring in swivel head
- Load capacity range from 70 - 230 kg/castor

Areas of application

- Magazine carts
- Tool trolleys
- Transport containers
- Waste containers

Wheel series 08R

- Solid rubber tyre black (Shore A 80)
- Sheet steel metal rim zinc passivated
- Roller bearing
- Technical details see on page 118



441a	08R	080c	ZPH-5	80	22	112	35	100x80	80x60	9	70	
441a	08R	100c	ZPH-5	100	22	128	39	100x80	80x60	9	90	
441a	08R	125c	ZPH-5	125	28	152	35	100x80	80x60	9	120	
441a	08R	160c	ZPK-5	160	30	193	57	140x110	105x80	11	200	
441a	08R	200c	ZPK-5	200	30	232	62	140x110	105x80	11	230	



441h	08R	080c	ZPH-5	80	22	112	35	100x80	80x60	9	70
441h	08R	100c	ZPH-5	100	22	128	39	100x80	80x60	9	90
441h	08R	125c	ZPH-5	125	28	152	35	100x80	80x60	9	120
441h	08R	160c	ZPK-5	160	30	193	57	140x110	105x80	11	200
441h	08R	200c	ZPK-5	200	30	232	62	140x110	105x80	11	230



439a	08R	080c	ZPG-5	80	22	112		100x84	80x60	9 70
439a	08R	100c	ZPG-5	100	22	128		100x84	80x60	9 90
439a	08R	125c	ZPG-5	125	28	152		100x84	80x60	9 120
439a	08R	160c	ZPK-5	160	30	193		146x107	105x80	11 200
439a	08R	200c	ZPK-5	200	30	232		146x107	105x80	11 230

Technical description

- Stable sheet steel design and proven technology
- Easy running double ball bearing for good manoeuvrability
- Wide choice of wheels for different areas of application
- Can be fitted with different total locks
- Load capacity range from 50 - 205 kg/castor
- For wheel diameter 160+200 mm <<ASLaZ = screw-on directional lock>> is also available (see on page 110)









Areas of application

- Magazine carts
- Tool trolleys
- Transport containers
- Waste containers









Wheel series 07R

- Solid rubber tyre black (Shore A 80)
- Plastic wheel body
- Roller bearing
- Also available with other wheel variants (see on page 117)











											
441a	07R	080c	ZPH	80	20	107	34	104x80	72x52/80x60	9	50
441a	07R	100c	ZPH	100	22	128	34	104x80	72x52/80x60	9	70
441a	07R	125c	ZPH	125	22	152	32	104x80	72x52/80x60	9	100
441a	07R	125c	ZPI	125	25	156	37	115x85	80x55/60	9	100
441a	07R	160c	ZPK	160	28	197	48	138x109	105x75/80	11	135
441a	07R	200c	ZPK	200	31	237	58	138x109	105x75/80	11	205










											
441h	07R	080c	ZPH	80	20	107	34	104x80	72x52/80x60	9	50
441h	07R	100c	ZPH	100	22	128	34	104x80	72x52/80x60	9	70
441h	07R	125c	ZPH	125	22	152	32	104x80	72x52/80x60	9	100
441h	07R	125c	ZPI	125	25	156	37	115x85	80x55/60	9	100
441h	07R	160c	ZPK	160	28	197	48	138x109	105x75/80	11	135
441h	07R	200c	ZPK	200	31	237	58	138x109	105x75/80	11	205



											
441i	07R	160c	ZPK	160	28	197	48	138x109	105x75/80	11	135
441i	07R	200c	ZPK	200	31	237	58	138x109	105x75/80	11	205



										
439a	07R	080c	ZPG	80	20	107	104x84	72x52/80x60	9	50
439a	07R	100c	ZPG	100	22	128	104x84	72x52/80x60	9	70
439a	07R	125c	ZPG	125	22	152	104x84	72x52/80x60	9	100
439a	07R	125c	ZPI	125	25	156	115x85	80x55/60	9	100
439a	07R	160c	ZPK	160	28	197	138x109	105x75/80	11	135
439a	07R	200c	ZPK	200	31	237	138x109	105x75/80	11	205

441a

Swivel castor

439a

Fixed castor

441h

Swivel castor with total brake mounted behind

Technical description

- Stable sheet steel design and proven technology
- Easy running double ball bearing for good manoeuvrability
- Sealing ring in swivel head
- Load capacity range from 60 – 200 kg/castor

Areas of application

- Magazine carts
- Tool trolleys
- Transport containers
- Waste containers

Wheel series 07R

- Solid rubber tyre black (Shore A 80)
- Plastic wheel body
- Roller bearing
- Technical details see on page 117



441a	07R	080c	ZPH-5	80	22	112	35	100x80	80x60	9	60	
441a	07R	100c	ZPH-5	100	22	128	39	100x80	80x60	9	75	
441a	07R	125c	ZPH-5	125	28	152	35	100x80	80x60	9	120	
441a	07R	160c	ZPK-5	160	30	193	57	140x110	105x80	11	140	
441a	07R	200c	ZPK-5	200	30	232	62	140x110	105x80	11	200	



441h	07R	080c	ZPH-5	80	22	112	35	100x80	80x60	9	60
441h	07R	100c	ZPH-5	100	22	128	39	100x80	80x60	9	75
441h	07R	125c	ZPH-5	125	28	152	35	100x80	80x60	9	120
441h	07R	160c	ZPK-5	160	30	193	57	140x110	105x80	11	140
441h	07R	200c	ZPK-5	200	30	232	62	140x110	105x80	11	200



439a	07R	080c	ZPG-5	80	22	112		100x84	80x60	9	60
439a	07R	100c	ZPG-5	100	22	128		100x84	80x60	9	75
439a	07R	125c	ZPG-5	125	28	152		100x84	80x60	9	120
439a	07R	160c	ZPK-5	160	30	193		146x107	105x80	11	140
439a	07R	200c	ZPK-5	200	30	232		146x107	105x80	11	200

Technical description

- Stable sheet steel design and proven technology
- Easy running double ball bearing for good manoeuvrability
- Wide choice of wheels for different areas of application
- Can be fitted with different total locks
- Load capacity range from 100 - 300 kg/castor
- Starting from wheel diameter 150 mm <<ASLaZ = screw-on directional lock>> is also available (see on page 110)

Areas of application

- Magazine carts
- Tool trolleys
- Transport containers
- Waste containers

Wheel series 00R

- Polyamide white
- Roller bearing
- Also available with other wheel variants (see on page 115)



441a	00R	065p	ZPH	65	33	92	37,5	104x80	72x52/80x60	9	100
441a	00R	080p	ZPH	80	33	107	34	104x80	72x52/80x60	9	100
441a	00R	100p	ZPH	100	35	128	34	104x80	72x52/80x60	9	125
441a	00R	100p	ZPI	100	40	132	38	115x85	80x55/60	9	150
441a	00R	125p	ZPH	125	32	152	32	104x80	72x52/80x60	9	125
441a	00R	125p	ZPI	125	40	156	37	115x85	80x55/60	9	150
441a	00R	150p	ZPK	150	45	190	48	138x109	105x75/80	11	225
441a	00R	160p	ZPK	160	42	197	48	138x109	105x75/80	11	225
441a	00R	200p	ZPK	200	50	237	58	138x109	105x75/80	11	300



441h	00R	065p	ZPH	65	33	92	37,5	104x80	72x52/80x60	9	100
441h	00R	080p	ZPH	80	33	107	34	104x80	72x52/80x60	9	100
441h	00R	100p	ZPH	100	35	128	34	104x80	72x52/80x60	9	125
441h	00R	100p	ZPI	100	40	132	38	115x85	80x55/60	9	150
441h	00R	125p	ZPH	125	32	152	32	104x80	72x52/80x60	9	125
441h	00R	125p	ZPI	125	40	156	37	115x85	80x55/60	9	150



441i	00R	150p	ZPK	150	45	190	48	138x109	105x75/80	11	225
441i	00R	200p	ZPK	200	50	237	58	138x109	105x75/80	11	300

Technical description

- Stable sheet steel design and proven technology
- Easy running double ball bearing for good manoeuvrability
- Wide choice of wheels for different areas of application
- Can be fitted with different total locks
- Load capacity range from 100 - 300 kg/castor

Areas of application

- Magazine carts
- Tool trolleys
- Transport containers
- Waste containers

Wheel series 00R

- Polyamide white
- Roller bearing
- Also available with other wheel variants
(see on page 115)



439a	00R 065p	ZPG	65	33	92	104x84	72x52/80x60	9	100	
439a	00R 080p	ZPG	80	33	107	104x84	72x52/80x60	9	100	
439a	00R 100p	ZPG	100	35	128	104x84	72x52/80x60	9	125	
439a	00R 100p	ZPI	100	40	132	115x85	80x55/60	9	150	
439a	00R 125p	ZPG	125	32	152	104x84	72x52/80x60	9	125	
439a	00R 125p	ZPI	125	40	156	115x85	80x55/60	9	150	
439a	00R 150p	ZPK	150	45	190	138x109	105x75/80	11	225	
439a	00R 160p	ZPK	160	42	197	138x109	105x75/80	11	225	
439a	00R 200p	ZPK	200	50	237	138x109	105x75/80	11	300	

Technical description

- Stable sheet steel design and proven technology
- Easy running double ball bearing for good manoeuvrability
- Wide choice of wheels for different areas of application
- Can be fitted with different total locks
- Load capacity range from 160 - 350 kg/castor
- For wheel diameter 160+200 mm <<ASLaZ = screw-on directional lock>> is also available (see on page 110)










Areas of application

- Magazine carts
- Tool trolleys
- Transport containers
- Waste containers










Wheel series 14R

- Elastic solid rubber, vulcanised (Shore A 67)
- Plastic wheel body
- Roller bearing
- Also available with other wheel variants (see on page 119)












											
441a	14R	125e	ZPK	125	40	161	48	138x109	105x75/80	11	160
441a	14R	160e	ZPK	160	40	197	48	138x109	105x75/80	11	250
441a	14R	200e	ZPK	200	40	237	58	138x109	105x75/80	11	350











											
441h	14R	160e	ZPK	160	40	197	48	138x109	105x75/80	11	250
441h	14R	200e	ZPK	200	40	237	58	138x109	105x75/80	11	350



											
441i	14R	125e	ZPK	125	40	161	48	138x109	105x75/80	11	160
441i	14R	160e	ZPK	160	40	197	48	138x109	105x75/80	11	250
441i	14R	200e	ZPK	200	40	237	58	138x109	105x75/80	11	350



											
439a	14R	125e	ZPK	125	40	161		138x109	105x75/80	11	160
439a	14R	160e	ZPK	160	40	197		138x109	105x75/80	11	250
439a	14R	200e	ZPK	200	40	237		138x109	105x75/80	11	350

Technical description

- Robust sheet steel housing
- Zinc passivated
- Swivel bearing with double ball race

Areas of application

- Flight cases
- Magazine carts
- Tool trolleys
- Transport containers
- Waste containers

Wheel series 14R

- Elastic solid rubber, vulcanised blue (Shore A 70)
- Plastic wheel body black
- Roller bearing
- For technical description of wheels see page 119



441a	14R	100d	ZPH	100	26	128	34	104x80	72x52/80x60	9	140
441a	14R	125d	ZPH	125	27	152	32	104x80	72x52/80x60	9	140



441h	14R	100d	ZPH	100	26	128	34	104x80	72x52/80x60	9	140
441h	14R	125d	ZPH	125	27	152	32	104x80	72x52/80x60	9	140



439a	14R	100d	ZPG	100	26	128		104x84	72x52/80x60	9	140
439a	14R	125d	ZPG	125	27	152		104x84	72x52/80x60	9	140

441a

441h

Swivel castor

Swivel castor with total brake mounted behind

Technical description

- Stable sheet steel design and proven technology
- Easy running double ball bearing for good manoeuvrability
- Wide choice of wheels for different areas of application
- Can be fitted with different total locks
- Load capacity range from 50 - 100 kg/castor
- on inquiry also available with wheel diameter 160 mm and 200 mm








Areas of application

- Flight cases
- Magazine carts
- Tool trolleys
- Transport containers
- Waste containers








Wheel series 08R

- Solid rubber tyre black (Shore A 80)
- Sheet steel metal rim zinc passivated
- Roller bearing
- Also available with other wheel variants (see on page 118)



									
441a	08R	080c	ZLD	80	20	105,5	34	12,2	50
441a	08R	100c	ZLD	100	22	128	34	12,2	70
441a	08R	125c	ZLD	125	22	151	32	12,2	100



									
441h	08R	080c	ZLD	80	20	105,5	34	12,2	50
441h	08R	100c	ZLD	100	22	128	34	12,2	70
441h	08R	125c	ZLD	125	22	151	32	12,2	100

441a

441h

Swivel castor

Swivel castor with total brake mounted behind

Technical description

- Stable sheet steel design and proven technology
- Easy running double ball bearing for good manoeuvrability
- Load capacity range from 70 – 230 kg/castor

Areas of application

- Magazine carts
- Tool trolleys
- Transport containers
- Waste containers

Wheel series 08R

- Solid rubber tyre black (Shore A 80)
- Sheet steel metal rim zinc passivated
- Roller bearing
- Technical details see on page 118



441a	08R	080c	ZLD-5	80	22	110	35	12,5	70
441a	08R	100c	ZLD-5	100	22	127	39	12,5	90
441a	08R	125c	ZLD-5	125	28	149	35	12,5	120
441a	08R	160c	ZLD-5	160	30	189	57	16,5	200
441a	08R	200c	ZLD-5	200	30	227	62	16,5	230



441h	08R	080c	ZLD-5	80	22	110	35	12,5	70
441h	08R	100c	ZLD-5	100	22	127	39	12,5	90
441h	08R	125c	ZLD-5	125	28	149	35	12,5	120
441h	08R	160c	ZLD-5	160	30	189	57	16,5	200
441h	08R	200c	ZLD-5	200	30	227	62	16,5	230

Technical description

- Stable sheet steel design and proven technology
- Easy running double ball bearing for good manoeuvrability
- Wide choice of wheels for different areas of application
- Can be fitted with different total locks
- Load capacity range from 50 - 100 kg/castor
- on inquiry also available with wheel diameter 160 mm and 200 mm








Areas of application

- Magazine carts
- Tool trolleys
- Transport containers
- Waste containers








Wheel series 07R

- Solid rubber tyre black (Shore A 80)
- Plastic wheel body
- Roller bearing
- Also available with other wheel variants (see on page 117)



									
441a	07R	080c	ZLD	80	20	105,5	34	12,2	50
441a	07R	100c	ZLD	100	22	128	34	12,2	70
441a	07R	125c	ZLD	125	22	151	32	12,2	100



									
441h	07R	080c	ZLD	80	20	105,5	34	12,2	50
441h	07R	100c	ZLD	100	22	128	34	12,2	70
441h	07R	125c	ZLD	125	22	151	32	12,2	100

441a

441h

Swivel castor

Swivel castor with total brake mounted behind

Technical description

- Stable sheet steel design and proven technology
- Easy running double ball bearing for good manoeuvrability
- Load capacity range from 60 – 200 kg/castor

Areas of application

- Magazine carts
- Tool trolleys
- Transport containers
- Waste containers

Wheel series 07R

- Solid rubber tyre black (Shore A 80)
- Plastic wheel body
- Roller bearing
- Technical details see on page 117



441a	07R 080c ZLD-5	80	22	110	35	12,5	60
441a	07R 100c ZLD-5	100	22	127	39	12,5	75
441a	07R 125c ZLD-5	125	28	149	35	12,5	120
441a	07R 160c ZLD-5	160	30	189	57	16,5	140
441a	07R 200c ZLD-5	200	30	227	62	16,5	200



441h	07R 080c ZLD-5	80	22	110	35	12,5	60
441h	07R 100c ZLD-5	100	22	127	39	12,5	75
441h	07R 125c ZLD-5	125	28	149	35	12,5	120
441h	07R 160c ZLD-5	160	30	189	57	16,5	140
441h	07R 200c ZLD-5	200	30	227	62	16,5	200

Technical description

- Stable sheet steel design and proven technology
- Easy running double ball bearing for good manoeuvrability
- Wide choice of wheels for different areas of application
- Can be fitted with different total locks
- Load capacity range to 125 kg/castor
- on inquiry also available with wheel diameter 150/160 mm and 200 mm











Areas of application

- Magazine carts
- Tool trolleys
- Transport containers
- Waste containers











Wheel series 00R

- Polyamide tyre white
- Roller bearing
- Also available with other wheel variants (see on page 115)



										
441a	00R 065p ZLD	65	33	90,5	37,5	12,2				100
441a	00R 080p ZLD	80	33	105,5	34	12,2				100
441a	00R 100p ZLD	100	35	128	34	12,2				125
441a	00R 125p ZLD	125	32	151	32	12,2				125



										
441h	00R 065p ZLD	65	33	90,5	37,5	12,2				100
441h	00R 080p ZLD	80	33	105,5	34	12,2				100
441h	00R 100p ZLD	100	35	128	34	12,2				125
441h	00R 125p ZLD	125	32	151	32	12,2				125

Technical description

- Stable sheet steel design and proven technology
- Easy running double ball bearing for good manoeuvrability
- Wide choice of wheels for different areas of application
- Can be fitted with different total locks
- Load capacity range to 140 kg/castor

Areas of application

- Magazine carts
- Tool trolleys
- Transport containers
- Waste containers

Wheel series 14R

- Elastic solid rubber, vulcanised blue (Shore A 70)
- Plastic wheel body black
- Roller bearing
- For technical description of wheels see page 119



441a	14R	100d	ZLD	100	26	128	34	12,2		140
441a	14R	125d	ZLD	125	27	151	32	12,2		140



441h	14R	100d	ZLD	100	26	128	34	12,2		140
441h	14R	125d	ZLD	125	27	151	32	12,2		140

478a

Swivel castor

477a

Fixed castor

478i

Swivel castor with total brake mounted in front

Technical description

- Heavy sheet steel housing zinc passivated
- Special swivel head with double ball race
- Triple-bolted to fork head
- Maintenance-free permanently grease filled in fork head, zinc passivated
- Protected against dust and water by sealed swivel head
- Also available with screw-on directional lock <<ASL 478>> (see on page 110)













Areas of application

- Containers
- Heavy transport equipment
- Waste containers













Wheel series OSR

- Polyamide white
- Heavy execution
- Roller bearing
- Also available with other wheel variants (see on page 116)















											
478a	OSR	100p	ZPK	100	45	148	48	138x109	105x75/80	11	500
478a	OSR	125p	ZPK	125	45	178	48	138x109	105x75/80	11	600
478a	OSR	150p	ZPK	150	45	205	48	138x109	105x75/80	11	600
478a	OSR	200p	ZPK	200	50	248	58	138x109	105x75/80	11	600



											
478i	OSR	125p	ZPK	125	45	178	48	138x109	105x75/80	11	600
478i	OSR	150p	ZPK	150	45	205	48	138x109	105x75/80	11	600
478i	OSR	200p	ZPK	200	50	248	58	138x109	105x75/80	11	600



											
477a	OSR	100p	ZPK	100	45	148		138x109	105x75/80	11	500
477a	OSR	125p	ZPK	125	45	178		138x109	105x75/80	11	600
477a	OSR	150p	ZPK	150	45	205		138x109	105x75/80	11	600
477a	OSR	200p	ZPK	200	50	248		138x109	105x75/80	11	600

Technical description

- Heavy sheet steel housing zinc passivated
- Special swivel head with double ball race
- Triple-bolted to fork head
- Maintenance-free permanently grease filled in fork head, zinc passivated
- Protected against dust and water by sealed swivel head
- Also available with screw-on directional lock <<ASL 478>> (see on page 110)

Areas of application

- Containers
- Heavy transport equipment
- Waste containers

Wheel series 14R

- Elastic solid rubber, vulcanised black (Shore A 67)
- Plastic wheel body black
- Roller bearing
- Also available with other wheel variants (see on page 119)



478a	14R	125e	ZPK	125	45	178	48	138x109	105x75/80	11	160
478a	14R	160e	ZPK	160	45	210	48	138x109	105x75/80	11	250
478a	14R	200e	ZPK	200	50	248	58	138x109	105x75/80	11	350



478i	14R	125e	ZPK	125	45	178	48	138x109	105x75/80	11	160
478i	14R	160e	ZPK	160	45	210	48	138x109	105x75/80	11	250
478i	14R	200e	ZPK	200	50	248	58	138x109	105x75/80	11	350



477a	14R	125e	ZPK	125	45	178		138x109	105x75/80	11	160
477a	14R	160e	ZPK	160	45	210		138x109	105x75/80	11	250
477a	14R	200e	ZPK	200	50	248		138x109	105x75/80	11	350

Technical description

- Heavy sheet steel housing zinc passivated
- Special swivel head with double ball race
- Triple-bolted to fork head
- Maintenance-free permanently grease filled in fork head, zinc passivated
- Protected against dust and water by sealed swivel head
- Also available with screw-on directional lock <<ASL 478>> (see on page 110)












Areas of application

- Containers
- Heavy transport equipment
- Waste containers












Wheel series 18K

- Polyurethane tyre red-orange (Shore A 95)
- Cast wheel centre
- Precision ball bearing
- For technical description of wheels see page 120














											
478a	18K	100v	ZPK	100	40	148	48	138x109	105x75/80	11	275
478a	18K	125v	ZPK	125	40	178	48	138x109	105x75/80	11	350
478a	18K	150v	ZPK	150	50	205	48	138x109	105x75/80	11	600
478a	18K	200v	ZPK	200	50	248	58	138x109	105x75/80	11	600



											
478i	18K	125v	ZPK	125	40	178	48	138x109	105x75/80	11	350
478i	18K	150v	ZPK	150	50	205	48	138x109	105x75/80	11	600
478i	18K	200v	ZPK	200	50	248	58	138x109	105x75/80	11	600



											
477a	18K	100v	ZPK	100	40	148		138x109	105x75/80	11	275
477a	18K	125v	ZPK	125	40	178		138x109	105x75/80	11	350
477a	18K	150v	ZPK	150	50	205		138x109	105x75/80	11	600
477a	18K	200v	ZPK	200	50	248		138x109	105x75/80	11	600

JTCO Swivel castor

FTCO Fixed castor

BTCO Swivel castor with total brake mounted behind

Technical description

- Stable sheet steel design and proven technology
- Easy running double ball bearing for good manoeuvrability
- Load capacity range from 200 - 250 kg/castor

Areas of application

- Magazine carts
- Tool trolleys
- Transport containers
- Waste containers

Wheel series WTCO

- Polypropylene wheel with red noise-reducing thermoplastic rubber infill
- ball bearing



JTCO	1002	5100	100	35	128	40	105x88	80x60	8,5	200
JTCO	1252	5100	125	35	155	42,5	105x88	80x60	8,5	250
JTCO	1253	5100	125	35	155	42,5	135x110	105x75/80	10,5	250



BTCO	1002	5100	100	35	128	40	105x88	80x60	8,5	200
BTCO	1252	5100	125	35	155	42,5	105x88	80x60	8,5	250
BTCO	1253	5100	125	35	155	42,5	135x110	105x75/80	10,5	250



FTCO	1002	5000	100	35	128		105x88	80x60	8,5	200
FTCO	1252	5000	125	35	155		105x88	80x60	8,5	250
FTCO	1253	5000	125	35	155		135x110	105x75/80	10,5	250

JTCO

Swivel castor

BTCO

Swivel castor with total brake mounted behind

Technical description

- Stable sheet steel design and proven technology
- Easy running double ball bearing for good manoeuvrability
- Load capacity range to 250 kg/castor








Areas of application

- Magazine carts
- Tool trolleys
- Transport containers
- Waste containers








Wheel series WTCO

- Polypropylene wheel with red noise-reducing thermoplastic rubber infill
- ball bearing



								
JTCO	1005	5000	100	35	128	40	12	200
JTCO	1255	5000	125	35	155	42,5	12	250



								
BTCO	1005	5000	100	35	128	40	12	200
BTCO	1255	5000	125	35	155	42,5	12	250

JPPF

BPPF

Swivel castor

Swivel castor with total brake mounted behind

FPPF

Fixed castor

Technical description


- Stable sheet steel design and proven technology
- Easy running double ball bearing for good manoeuvrability
- Load capacity range from 120 - 225 kg/castor
- Also available with stainless steel housing

Areas of application

- Magazine carts
- Tool trolleys
- Transport containers
- Waste containers

Wheel series WPPF/WPPE

- Performa rubber tyre grey (Shore A 65)
- Polypropylene wheel centre
- ball bearing
- plastic thread guards



JPPF	0801	5100	80	32	105	38	105x85	80x60	9,6	120	
JPPF	1001	5100	100	32	128	38	105x85	80x60	9,6	150	
JPPF	1251	5100	125	40	156	41	105x85	80x60	9,6	150	
JPPE	1603	5100	160	40	195	60	140x110	105x75/80	11	200	
JPPE	2003	5100	200	40	235	67	140x110	105x75/80	11	225	



BPPF	0801	5100	80	32	105	38	105x85	80x60	9,6	120	
BPPF	1001	5100	100	32	128	38	105x85	80x60	9,6	150	
BPPF	1251	5100	125	40	156	41	105x85	80x60	9,6	150	
BPPE	1603	5100	160	40	195	60	140x110	105x75/80	11	200	
BPPE	2003	5100	200	40	235	67	140x110	105x75/80	11	225	



FPPF	0801	5000	80	32	105		105x85	80x60	9,6	120	
FPPF	1001	5000	100	32	128		105x85	80x60	9,6	150	
FPPF	1251	5000	125	40	156		105x85	80x60	9,6	150	
FPPE	1603	5000	160	40	195		140x110	105x75/80	11	200	
FPPE	2003	5000	200	40	235		140x110	105x75/80	11	225	

JPPF

BPPF

Swivel castor

Swivel castor with total brake mounted behind

Technical description

- Stable sheet steel design and proven technology
- Easy running double ball bearing for good manoeuvrability
- Load capacity range from 120 - 150 kg/castor
- Also available with stainless steel housing








Areas of application

- Magazine carts
- Tool trolleys
- Transport containers
- Waste containers








Wheel series WPPF

- Performa rubber tyre grey (Shore A 65)
- Polypropylene wheel centre
- ball bearing
- plastic thread guards



							
JPPF	0805 5000	80	32	105	38	12	120
JPPF	1005 5000	100	32	128	38	12	150
JPPF	1255 5000	125	40	156	41	12	150



							
BPPF	0805 5000	80	32	105	38	12	120
BPPF	1005 5000	100	32	128	38	12	150
BPPF	1255 5000	125	40	156	41	12	150

Technische Beschreibung

- Sheet steel housing
- Zinc passivated
- Swivel castor with special turntable
- Maintenance-free

Einsatzbereiche

- Cargo handling
- Containers
- Heavy transport equipment
- Waste containers

Radserie PN

- Nylon wheel white
- Precision ball bearing



JBPN	058-CC1/AT16-2	58	35	96	54	70x112	89	10-12	250
JBPN	070-CC1/AT16-2	70	35	102	60	70x112	89	10-12	250



JBPN	058-CC1/A-R	58	35	96	54	80x112	60x85/60x89	8/11	250
JBPN	070-CC1/A-R	70	35	102	60	80x112	60x85/60x89	8/11	250



Directional lock (screw-on) (Please order separately!)

Technical description **Art.-No. ASLaZ**

- screw-on directional lock
- for housing 441... starting from wheel diameter 150/160 mm
- zinc passivated

Technical description **Art.-No. ASL478**

- screw-on directional lock
- for housing 478...
- zinc passivated



Do you have any questions, requests
or suggestions about our products?

Talk to our competent team!

Wheels and Accessories



Profiles and tyres

There are wheels in various materials and material combinations. The lower-case letter after the wheel diameter describes the tyre or material of the wheel.

- a Electrically conductive tyre ($<10^4$ Ohm), Shore A 80
- b Solid rubber tyre blue-grey, Shore A 80; wheel series 14 Shore A 64
- c Solid rubber tyre black, Shore A 80
- d Elastic solid rubber tyre blue, Shore A 70
- e Elastic solid rubber tyre black; wheel series 14 Shore A 67; wheel series 17 Shore A 70
- h Heat-resistant tyre $130^{\circ}\text{C} - 250^{\circ}\text{C}$
- l Deep groove profile tyre (pneumatic tyres)
- n Polypropylene tyre white
- p Polyamide tyre white
- r Wheel series 29/34 thermoplastic tyre (TPE) grey, Shore A 80
- s Cast tyre
- v Polyurethane tyre Shore A 95
- w 2-components-tyre blue-grey, operational surface Shore A 60, tyre core Shore A 85, for higher load capacities

- x Polyamide tyre black
- y Thermoplastic polyurethane tyre (TPU), electrically conductive ($<10^4$ Ohm), Shore A 95
- z Polypropylene tyre black

Marking of the electrically conductive tyre can be shown with a yellow dot on the outer diameter of the tyre. Additionally we can identify by the use of yellow thread guards as well as a yellow top ring (used only in conjunction with the 380 series).








Types






- 00G/R...p, Polyamide tyre white, solid bearing/roller bearing
- 00G...n, Polypropylene tyre white, solid bearing
- 00G...x, Polyamide tyre black, solid bearing
- 00G...z, Polypropylene tyre black, solid bearing

More information at:
www.rhombus-rollen.com



Solid bearing	Roller bearing						
00G065p	00R065p (00R on inquiry)		65	33	36	12	100
00G080p	00R080p		80	33	36	12	100
00G080n			80	33	36	12	100
00G100p	00R100p (on inquiry)		100	40	48	15	200
00G100p-35	00R100p-35 (on inquiry)		100	35	36,5	12	125
00G125p	00R125p		125	45	58	20	300
00G125p-32	00R125p-32		125	32	35	12	125
00G125p-40	00R125p-40		125	40	48	15	250
00G150p	00R150p (00G on inquiry)		150	45	58	20	400
00G160p	00R160p (00G on inquiry)		160	42	58	20	225
00G200p	00R200p		200	50	58	20	450



Solid bearing							
00G025z			25	14	16,4	4	10
00G030z	(on inquiry)		30	15	16,4	4	15
00G035x			35	18	21,5	5	25
00G038z			38	17	18,2	6	20
00G040z			40	18	21,5	6	30
00G045x			45	18	21,5	6	35
00G050x-06			50	18	21,5	6	50
00G050z-06			50	18	21,5	6	50
00G050x-08			50	18	21,5	8	50
00G058x			58	29	31	10	100
00G058z			58	29	31	10	100
00G075x-08	(on inquiry)		75	23,5	27,5	8	50
00G100x-08	(on inquiry)		100	24,5	29,5	8	60

OS 01

Wheel series OS

Wheel series 01






Types Wheel series OS

- OSG/R/K...p, Polyamide white, heavy execution, solid bearing/roller bearing/precision ball bearing






Types Wheel series 01 (on inquiry)

- 01R...s, Grey casting tyre silver grey painted, roller bearing



Solid bearing	Roller bearing	Ball bearing					
OSG100p			100	45	58	20	500
OSG125p			125	45	58	20	600
OSG150p			150	45	58	20	700
OSG200p (on inquiry)			200	50	58	20	1000
		OSK100p	100	45	50	25	500
		OSK125p	125	45	50	25	600
		OSK150p	150	45	50	25	700
		OSK200p	200	50	50	25	1000
		OSK250p (on inqu.)	250	50	55	25	1500
	OSR100p		100	45	58	20	500
	OSR125p		125	45	58	20	600
	OSR150p		150	45	58	20	700
	OSR200p		200	50	58	20	1000








	Roller bearing					
01R100sL (on inquiry)		100	40	48	15	350
01R125sL (on inquiry)		125	45	58	20	450
01R150sL (on inquiry)		150	45	58	20	640
01R200sL (on inquiry)		200	50	58	20	850






Types Wheel series 07

- 07R...c, Solid rubber tyre black, Shore A 80, plastic wheel centre, roller bearing
- 07G/R...b, solid rubber tyre blue-grey, Shore A 80, plastic wheel centre, solid bearing/roller bearing
- 07G...c, Solid rubber tyre blue-grey, Shore A 80, plastic wheel centre, solid bearing
- 07G/R...w, 2-components-tyre blue-grey, operational surface Shore A 60, tyre core Shore A 85, solid bearing/roller bearing, high load capacities, from Ø 100 mm (on inquiry)



Roller bearing					
07R080c	80	20	35	12	50
07R100c	100	22	35	12	70
07R125c-35	125	22	35	12	100
07R125c	125	25	48	15	100
07R160c	160	28	58	20	135
07R200c	200	31	58	20	205



Roller bearing					
07R080c-5	80	22	39	11,5	60
07R100c-5	100	22	39	11,5	75
07R125c-5	125	28	49	14	120
07R160c-5	160	30	58	20	140
07R200c-5	200	30	58	20	200

Types Wheel series 08

- 08R...c, solid rubber tyre black, Shore A 80, sheet steel metal rim, zinc passivated, roller bearing
- 08R...a, solid rubber tyre black, electrically conductive, Shore A 80, sheet steel metal rim, zinc passivated, roller bearing, free of contact discoloration (on inquiry)
- 08R...b, solid rubber tyre blue-grey, Shore A 80, sheet steel metal rim, zinc passivated, roller bearing (on inquiry)
- 08R...h, heat-resistant tyre, up to 250°C, red, sheet steel metal rim, zinc passivated, roller bearing (on inquiry)
- 08R...w, 2-components-tyre blue-grey, operational surface Shore A 60, sheet steel metal rim, zinc passivated, tyre core Shore A 85, roller bearing, high load capacities, from Ø 100 mm (on inquiry)



Roller bearing					
08R080cZ	80	20	35	12	50
08R100cZ	100	22	35	12	70
08R125c-35Z	125	22	35	12	100
08R125cZ	125	25	48	15	100
08R160cZ	160	28	58	20	135
08R200c-20Z	200	31	58	20	205



Roller bearing					
08R080cZ-5	80	22	39	14	70
08R100cZ-5	100	22	39	14	90
08R125cZ-5	125	28	49	14	120
08R160cZ-5	160	30	58	20	200
08R200c-20Z-5	200	30	58	20	230

Special requirements?
It's a pleasure to help you!
Please feel free to call us!



Types Wheel series 14

- 14K150aC, »easy rolling wheel«, electrically conductive rubber black, Shore A 75, free of contact discoloration, plastic wheel centre black, metal thread guard zinc passivated, two precision ball bearings
- 14R...d, elastic solid rubber tyre blue, Shore A 70, vulcanised firmly on plastic wheel centre, black, roller bearing
- 14K/R...e, elastic solid rubber tyre black, Shore A 67, vulcanised firmly on plastic wheel centre, black, precision ball bearing/roller bearing
- 14K/R...b, elastic solid rubber tyre blue-grey, Shore A 64, vulcanised firmly on plastic wheel centre, black, precision ball bearing/roller bearing



	Roller bearing					
14R100d		100	26	35	12	140
14R125d		125	27	35	12	140



	Ball bearing					
14K150aC		150	32	37	8	120



	Roller bearing	Ball bearing					
14K125e-20			125	40	60	20	160
14K160e-20			160	40	60	20	250
14K200e-20			200	40	60	20	350
14R125e-20			125	40	58	20	160
14R160e-20			160	40	58	20	250
14R200e-20			200	40	58	20	350

18

Wheel series 18

27

Wheel series 27






Types Wheel series 18

- 18K...v, polyurethane tyre red-orange, Shore A 95, bonded on cast wheel centre, precision ball bearing, with Ø 85 mm pressed steel centre

Types Wheel series 27

- 27R...l, pneumatic tyre, sheet steel metal rim, deep-groove profile, roller bearing








					
Ball bearing					
18K100v-40-15	100	40	40	15	275
18K125v-40-15	125	40	40	15	350
18K150v-50-20	150	50	50	20	800
18K150v-60-25	150	50	60	25	800
18K200v-50-20	200	50	50	20	950
18K200v-60-25	200	50	60	25	1000
18K200v-80-30	200	80	80	30	1500
18K250v-60-20	250	50	60	20	1150
18K250v-60-25	250	50	60	25	1150
18K250v-80-30	250	80	80	30	1800
18K300v-80-30	300	80	80	30	2200



					
Ball bearing					
18K085v-85-17	85	85	85	17	700



					
Roller bearing					
27R200IZ	200	50	60	20	75

Types Wheel series 29

- 29G...r, thermoplastic elastomer tyre (TPE*) iron grey RAL 7011, Shore A 80, plastic wheel centre silver grey RAL 7001, solid bearing, without thread guard
- 29K...r, thermoplastic elastomer tyre (TPE*) iron grey RAL 7011, Shore A 80, plastic wheel centre and plastic thread guard silver grey RAL 7001, precision ball bearing
- 29K...a, thermoplastic elastomer tyre (TPE*) iron grey RAL 7011, Shore A 80, electrically conductive, plastic wheel centre and plastic thread guard silver grey RAL 7001, precision ball bearing
- 29K...v, thermoplastic polyurethane tyre (TPU) iron grey RAL 7011, Shore A 95, plastic wheel centre and plastic thread guard, silver grey RAL 7001, precision ball bearing
- 29K...y, thermoplastic polyurethane tyre (TPU) iron grey RAL 7011, Shore A 95, electrically conductive, free of contact discoloration, plastic wheel centre and plastic thread guard silver grey RAL 7001, precision ball bearing, fromØ 100 mm

*Contact discoloration on unsealed grounds possible. If you need further information, please let us know!



Solid bearing					
29G100r	100	30	35,0	12	100
29G125r	125	30	35,0	12	100



Ball bearing					
29K080r	80	30	36,5	8	100
29K100r	100	30	36,5	8	100
29K125r	125	32	36,5	8	100
29K150r	150	32	36,5	8	120
29K200r	200	32	36,5	8	120



30

Wheel series 30

32

Wheel series 32

Types Wheel series 30

- 30C...a, solid rubber tyre black, electrically conductive, Shore A 80, free of contact discoloration, sheet steel metal rim, zinc passivated, metal thread guard, flange bearing
- 30C...b, solid rubber tyre blue-grey, Shore A 80, sheet steel metal rim and metal thread guard, zinc passivated, flange bearing

Types Wheel series 32

- 32C...a, solid rubber tyre black, electrically conductive, Shore A 80, free of contact discoloration, sheet steel metal rim and metal thread guard, zinc passivated, flange bearing/ball bearing*
- 32C...b, solid rubber tyre blue-grey, Shore A 80, sheet steel metal rim and metal thread guard, zinc passivated, flange bearing/ball bearing*
- 32C...w, 2-components-tyre, blue-grey, operational surface Shore A 60, tyre core Shore A 85, sheet steel metal rim, zinc passivated, flange bearing/ball bearing*



Flange bearing					
30C075aZ	75	23	28	8	50
30C075bZ	75	23	28	8	50
30C100aZ	100	25	30	8	65
30C100bZ	100	25	30	8	65



Flange bearing/ball bearing*					
32C080bZ	80	30	37	8	80
32C100bZ	100	32	37	8	80
32C125bZ	125	32	37	8	100
32C150bZ	150	32	37	8	110
32C200bZ*	200	32	37	8	120



Flange bearing/ball bearing*					
32C080aZ	80	30	37	8	80
32C100aZ	100	32	37	8	80
32C125aZ	125	32	37	8	100
32C150aZ	150	32	37	8	110
32C200aZ*	200	32	37	8	120



Flange bearing/ball bearing*					
32C100wZ	100	32	37	8	80
32C125wZ	125	32	37	8	100
32C150wZ	150	32	37	8	110
32C200wZ*	200	32	37	8	120

33 34

Wheel series 33
Wheel series 34

36

Wheel series 36

Types Wheel series 33

- 33C...a, solid rubber tyre black, electrically conductive, Shore A 80, free of contact discoloration, flange bearing, from Ø 50 mm
- 33C...b, solid rubber tyre blue-grey, Shore A 80, plastic wheel centre grey, metal thread guard zinc passivated, from Ø 75 mm, flange bearing
- 33G...b, solid rubber tyre blue-grey, Shore A 80, plastic wheel centre black, solid bearing

Types Wheel series 34






- 34C...r, thermoplastic elastomer tyre (TPE*) iron grey RAL 7011, Shore A 80, plastic wheel centre and plastic thread guard silver grey RAL 7001, ball bearing
- 34C...vZ, polyurethane tyre grey RAL 7040, plastic wheel centre light grey RAL 7035, ball bearing, only Ø 50 mm, Shore A 95
- 34C...vE, polyurethane tyre iron grey RAL 7011, Shore A 95, plastic wheel centre and plastic thread guard silver grey RAL 7001, corrosive resistant ball bearing, only Ø 75 mm

Types Wheel series 36






- 36K...b, solid rubber tyre iron grey RAL 7011, Shore A 80, plastic wheel centre and plastic thread guard silver grey RAL 7001, precision ball bearing

*Contact discoloration on unsealed grounds possible. If you need further information, please let us know!








	Flange bearing					
	33C050aZ	50	18	22,5	6	40
	33C050bZ	50	18	22,5	6	40
	33C075bZ-08	75	23	28,0	8	50
	33C075pZ-08	75	23	28,0	8	50








	Solid bearing					
	33G050b-06	50	18	21,5	6	40
	33G050b-08	50	18	21,5	8	40
	33G075b-08	75	23	27,5	8	50
	33G075b-10	75	23	27,5	10	50
	33G100b-08	100	23	29,5	8	65
	33G100b-12	100	23	28	12	65



	Ball bearing					
	34C050vZ	50	18	22,9	6	40
	34C075vE	75	24	28	8	50
	34C075r	75	24	28	8	50



	Ball bearing					
	36K125b	125	33	36,5	8	100

Attachments R M10 (see on picture 1)
for items 341a/341h und 360a (delivered assembled)

Attachments R M10 (see on picture 2)
for items 357 (delivered assembled)

Attachments R M12 (see on picture 2)
for items 367 (delivered assembled)

Polyamide sockets for locking attachment »K0«
for items 340a/340b/341a/341h (see on picture 3)

Snap-on adaptors for fixing pins
for items 357/367/600 (see on picture 4)



Art.-No.	Tube inside-Ø mm	Art.-Nr.	Tube inside-Ømm
	<i>for round tubes</i>		<i>for square tubes</i>
R10	13,9–14,8	R22	16,6–18,7
R11	14,9–15,8	R23	18,8–19,5
R12	15,9–16,8	R24	19,6–21,5
R13	16,9–17,8	R25	21,6–22,5
R14	17,9–18,8	R26	22,6–24,5
R15	18,9–19,8	R27	24,6–26,5
R16	19,9–21,8	R28	26,6–28,5
R17	21,9–22,8	R29	28,6–33,0
R18	22,9–23,8		
R19	23,9–25,8		
R20	25,9–28,8		
R21	28,9–32,0		




R66	17,8–19,7	R72	21,0–21,9
R67	19,8–21,7	R73	22,0–24,0
R68	21,8–24,7	R75	25,8–28,5
R69	24,8–28,7	R76	28,6–29,5
R70	28,8–32,7	R77	29,6–32,7
		R79	34,6–37,0



Art.-No.	Tube inside-Ø mm			Art.-Nr.	Tube inside-Ømm		
	Ø Socket	Ø Collar	Lenght mm		Ø Socket	Ø Collar	Lenght mm
K14	14	18	36	K16x16	16x16	19x19	36
K16	16	18	36	K17x17	17x17	19x19	36
K17	17	19	36	K18x18	18x18	20x20	36
K18	18	20	36	K21x21	21x21	23,5x23,5	36
K19	19	21	36	K22x22	22x22	24,5x24,5	36
K20	20	22	36	K23x23	23x23	25,5x25,5	36
K22	22	24	36	K27x27	27x27	30x30	36
K23	23	25	36	<i>for wooden structures</i>			
				K14-H	14	29	36



Art.-No..	Inside-Ø mm	Outside-Ø mm	Length mm
H 24–27,0	24	27	45 (for round tubes)
H 24–27,8	24	27,8	45 (for round tubes)
H 24–28,0	24	28	45 (for round tubes)
H 24–28,2	24	28,2	45 (for round tubes)
H 24–28,4	24	28,4	45 (for round tubes)
H 24–28,9	24	28,9	45 (for round tubes)
H 24–33,65x33,65	24	33,6	45 (for square tubes)

A woman with blonde hair is talking on a bright orange rotary telephone. The background is a blurred library with rows of books on shelves. The phone is in the foreground, and the woman is in the background, slightly out of focus.

*Special wishes,
easy number:
+49 (0)2196 870*

No matter what castor problem you face, we will join you in finding a solution.

Mobility and flexibility, these are the demands on small special furniture and equipment. They should always adapt to new and changing environments. It is not surprising therefore that special moving equipment is happy to stand on solidly designed

modern castors from RHOMBUS. They are so mobile that they can follow individual wishes for living styles simply and without problems, and that is what you should be prepared for.