

 **shepherd**[®]
caster corporation



BASSICK[®]
SINCE 1878

i
n
s
p
i
r
a
t
i
o
n

i
n
m
o
t
i
o
n

About Shepherd

Who We Are

Shepherd Caster Corporation is a full-service caster manufacturer that has been providing quality products to a variety of OEM markets for over 50 years. We pride ourselves on responding to our customers' needs with outstanding quality, on-time delivery, and excellent value at competitive prices. When you purchase a Shepherd caster, it's a matter of pride for us and a matter of trust for you.

Our casters, found throughout a variety of markets, including institutional, medical, electronics, fixtures, and furniture, have long been a benchmark for quality and value in the industry. We have an experienced sales force and strong distributor network ready to assist you in finding the caster that is best for your mobility needs. If the right caster is not available among our thousands of standard product, we have the design expertise, manufacturing knowledge, and capability to create a custom solution to meet your needs.

We are an affiliate of The Colson Group, Inc. and a Colson Associates Company. Colson Associates is an international association of autonomous manufacturing and service companies. The Colson Group, Inc., and its affiliates manufacture and market casters, wheels and related products. Together these companies are the world leader in the production of light-duty to heavy-duty casters. They operate 23 plants in 11 countries.

Shepherd Caster Corporation
203 Kerth Street
St. Joseph, MI 49085
Ph: (800) 253-0868
Fax: (877) 249-3621
www.shepherdcasters.com
info@shepherdcasters.com



History

In 1945 George Shepherd had a problem. While playing bridge with his friends and family, he found it difficult to get comfortable while sitting. The chairs in those days were not designed for moving on carpeting. He set out to design a chair with casters. After many years of designing, prototyping, and testing, the original Shepherd Planet Ball Caster was born. This began a legacy of well-engineered, high-quality Shepherd casters.

In 1976, the first die-cast twin wheel caster, the Pacer, was put into production at Shepherd. This product allowed us to expand our market presence beyond home furnishings and into the growing office seating market.

As mobility became increasingly important in everyday life, we continued to expand into light industrial, store fixture, and appliance markets with several lines of single wheel casters. From there our product line has further expanded to include casters for the medical and food service marketplace.

In 2001 Shepherd purchased Bassick Casters to expand into the business machine, material handling, and MRO markets.

Today, along with many other new and innovative designs that have been developed for customers, all of these casters are still in production at Shepherd Caster Corporation.

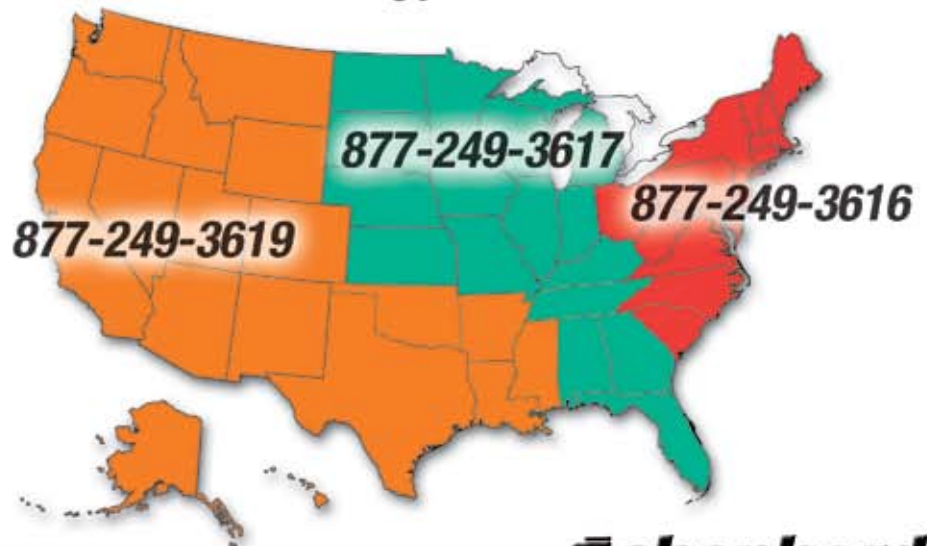
Service

Customer expectations and requirements are met through a combined success of Shepherd Caster Corporation's teamwork, philosophy, advanced technology plan, and a strong commitment to excellence in design and manufacturing. Each region in the country is serviced by an experienced regional sales manager and inside sales coordinator – ensuring a familiar voice each time you need assistance. Supporting this team is a group of engineering, manufacturing, and marketing professionals. Whether its creating an electronic product guide to assist in caster selection or introducing the "Faster Caster Program" to speed product delivery, we constantly strive for ways to improve your caster buying experience.

**Registered to ISO:9001:2000
Certificate Number: #04103**



Our friendly and knowledgeable inside sales coordinators are awaiting your call!



About Shepherd


Quality

Shepherd Caster Corporation and quality have long been synonymous in the caster industry. Our constantly evolving quality system ensures appropriate controls are in place at all times. We believe in confirming our product quality and integrity with the use of systematic control processes such as SPC (Statistical Process Control). We're equipped to perform testing that complies with all of the latest industry standards for casters including ICM (Institute of Caster Manufacturers) and BIFMA (Business and Institutional Furniture Manufacturers Association). In addition, all of our casters are given the Shepherd three-point quality inspection before being packaged.



Manufacturing

At Shepherd Caster Corporation, we constantly strive to set the standards in caster manufacturing and automation – we are the first and only caster manufacturer to accomplish fully automated assembly of dual ball bearing raceway wheel casters. Our in-house manufacturing includes cold heading, steel stamping, die casting, and assembly to manufacture a quality product from top to bottom – meeting your need for fast delivery at a competitive price.



Engineering

We are dedicated entirely to solving customers' mobility problems, improving product design, and using innovative manufacturing methodology. The mobility design group couples the latest 3D Design technologies with understanding of modern materials to develop customized mobility solutions and deliver the highest caster performance for our customers. The manufacturing group works closely with the design group to bring these innovative designs to reality. Our history and experience in manufacturing and automation result in the highest quality and value for our customers. This combination of mobility design, modern material innovations, and automation makes Shepherd Caster Corporation the pioneer in the caster market – solving today's mobility challenges while keeping an eye on tomorrow's.



About Shepherd Caster Selection Guide

Caster Terms & Ratings



Swivel Radius – The distance from the center of the fastening to the outer most point of the caster. This specifies the minimum clearance required for a mounted caster to swivel 360 degrees.

Wheel Diameter – The outside diameter of the wheel. (Larger diameter wheels tend to roll easier and be more shock absorbing than smaller diameter wheels.)

Mounting Height – The vertical distance between the floor and the mounting point of the unit.

Dynamic Load – The load a caster is designed to carry on a continuous basis. Load is assigned on a per caster basis. To determine the load based on the number of casters on the unit, divide the total weight by the number of casters.

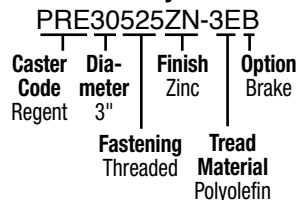
For example: a chair needs to support 300 pounds and will use 5 casters.

$$\frac{300 \text{ pounds}}{5 \text{ casters}} = 60 \text{ lb. load rating required}$$

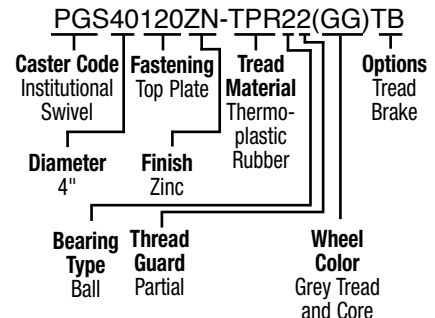
Shepherd Nomenclature

The following examples illustrate the sequence in which number and letter codes are combined to specify a particular caster. Each standard part number is included in the caster specification charts throughout the catalog.

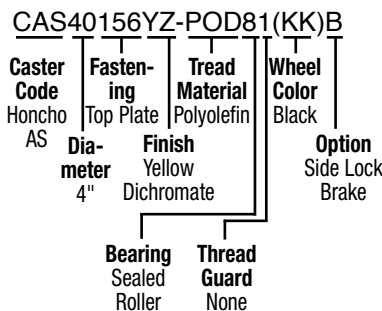
Light/General Duty Wheel Caster



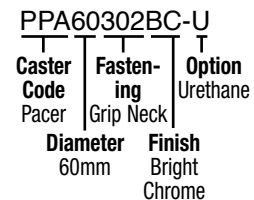
Institutional Caster



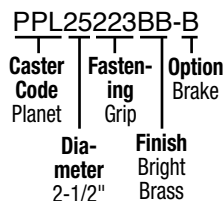
Bassick Casters



Twin Wheel Caster



Ball Caster



Tread Material

Use the following chart as a guide for choosing a tread material that's right for your floor.

FLOORING	TREAD						
	Urethane	Hard Rubber	Soft Rubber	Polyolefin	TPR ¹	TPU ²	MonoTech
Carpeting	F	E	NR	E	F	F	F
Wood	E	NR	F	NR	E	E	E
Tile	E	NR	F	NR	E	E	E
Terrazzo	E	NR	F	NR	E	E	E
Linoleum	E	NR	F	NR	E	E	E
Concrete	E	E	E	E	E	E	E

E = Excellent F = Fair NR = Not Recommended

¹Thermoplastic Rubber

²Thermoplastic Polyurethane

Contents

New Shepherd Casters



RT Total Lock
Page 17-18



Omega Black Zinc
Page 15-16



Eclipse
Page 14



Ladder
Page 13



PAT/PAD
Page 32



Z Series
Page 33



Self Braking Chair
Page 54



803 Stem
Page 28



MRI Non-Magnetic
Page 61



Twin Lock
Page 62

New Shepherd Wheels



Monotech
Page 83



No-Matic
Page 86



6" Vipor
Page 86

Contents

About Shepherd

Shepherd Information 2-4

Light Duty/General Duty Casters

Regent 6-12
Ladder Caster 13
Eclipse Plastic 14
Omega 15-16
RS/RT 17-18
Monarch 19-21
Baron 22-23
General Duty 24

Medium Duty Casters

Institutional 25-31
PAT/PAD 32
Z Series 33

Bassick Casters

Business Machine
Bassick 00 Series 34-35
Bassick LS/MS Series 36-37
Medium/Heavy Duty Casters
Bassick XX/YY 38
Bassick Honcho AS/AR 39-40
Bassick PRISM 41-42
Bassick Honcho ES/ER 43
Bassick Honcho OS/OR 44
Bassick Honcho HS/HR 45
Bassick Honcho HA/HB 46

Twin Wheel Casters

Diecast
Pacer 47-49
Pilot 50-51
Nylon
Source II Hooded 52-53
Chair Casters
Self Braking 54
Replacement 54
Large
Ultima II 55-56
Softech 57-60
MRI - Non Magnetic 61
Twin Lock 62

MedCaster

Chrome/Stainless 63-67
Bed Casters 68-74
Wheel Chair/Dual 75-76

Ball Casters

Metal Tread 77-79
Soft Tread 80-82

Shepherd Wheels 83-88

Other Products

Floor Locks/Leveling Jacks 89
Sockets/Clamps & Strikes 90-91
Accessories 92

Fastenings 93-99

New Bassick Products



Prism
Page 41-42



Sur-Lok
Page 36-37



Floor Lock
Page 89

New Accessories



Pipe Thread Adapter
Page 90



Round Socket
Page 90



Square Socket
Page 90



Clamps
Page 91



Features	Applications	Options
<ul style="list-style-type: none"> • Zinc finish • Double ball bearing raceways • Octagon washer on threaded stem and expanding adapter stem models for easy installation • Heat treated raceways for increased wear resistance • NSF approved less thread guards 	<ul style="list-style-type: none"> • Fixtures • Carts • Institutional Equipment • Medical Equipment • Furniture 	<p>Brakes: Friction Brake, Tread Lock Brake. To order, see individual specification pages.</p> <p>Finishes: Zinc is standard, but other finishes are available (see below).</p> <p>Fastenings: Others available. Consult factory.</p> <p>Threaded Stem Washer Wrench: Holds castor in place while assembling to unit (see page 92). To order specify: [Wrench RE GS GT ZN].</p> <p>RoHS Compliant: Available upon request, please specify RoHS compliant when ordering.</p>

Wheel Selection



Hard or Soft Rubber

Thermoplastic Rubber

Polyurethane Tread

2" Solid Polyolefin

Polyolefin

Monotech

5" Precision Bearing Monotech

Vipor

Soft Rubber conductive models available.

Finish Selection



Polished Nickel [PN] Optional Finish

Bright Chrome [BC] Optional Finish

Copper Oxide [CO] Optional Finish

Zinc [ZN] Standard Finish

Black Oxide [BO] Optional Finish

Replace standard Zinc [ZN] in Part Number with appropriate finish code. Minimum order quantities may apply.

Regent Threaded Stem Models



Friction Brake

2", 2-1/2" & 3" models. 2" and 2-1/2" dia. model swivel radius changes to 2-1/4". Add [-B] at end of model.

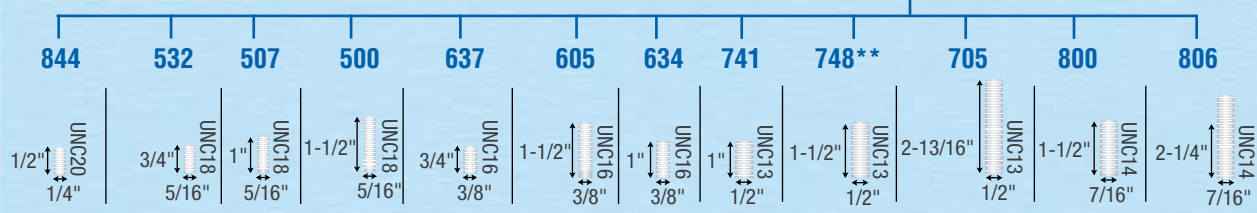


Tread Lock Brake

4" and 5" models. Add [-B] at end of model.

Threaded Stem Models

Wheel Dia.	Tread Width	Wheel Description	Dynamic Load	Mounting Height	Swivel Radius	Part Number	Fastening Selection
1-5/8"	11/16"	Soft Rubber	70	2-5/16"	1-5/8"	PRE16_TZ-3R	605
	11/16"	Soft Rubber	75	2-5/16"	1-5/8"	PRE16_BO-3R*	634
	11/16"	Polyolefin	75	2-5/16"	1-5/8"	PRE16_TZ-3E	532, 844
2"	13/16"	Soft Rubber	80	2-5/8"	1-15/16"	PRE20_ZN-3R	532, 507, 500, 637, 634, 605, 748
	13/16"	TPR	80	2-5/8"	1-15/16"	PRE20_ZN-TPR	532, 507, 500, 637, 634, 605, 748
	13/16"	Hard Rubber	90	2-5/8"	1-15/16"	PRE20_ZN-3H	532, 507, 500, 637, 634, 605, 748
	13/16"	Polyurethane	90	2-5/8"	1-15/16"	PRE20_ZN-TPU	532, 507, 500, 637, 634, 605, 748
	13/16"	Solid Polyolefin	90	2-5/8"	1-15/16"	PRE20_ZN-3ES	532, 507, 500, 637, 634, 605, 748
	3/4"	Polyolefin	90	2-5/8"	1-15/16"	PRE20_ZN-3E	532, 507, 500, 637, 634, 605, 748
	7/8"	Vipor	90	2-5/8"	1-15/16"	PRE20_VPR01(CG)	532, 507, 500, 637, 634, 605, 748
2-1/2"	13/16"	Soft Rubber	80	3-1/8"	2-1/8"	PRE25_ZN-3R	532, 507, 500, 637, 634, 605, 748
	13/16"	TPR	80	3-1/8"	2-1/8"	PRE25_ZN-TPR	532, 507, 500, 637, 634, 605, 748
	13/16"	Hard Rubber	95	3-1/8"	2-1/8"	PRE25_ZN-3H	532, 507, 500, 637, 634, 605, 748
	13/16"	Polyurethane	95	3-1/8"	2-1/8"	PRE25_ZN-TPU	532, 507, 500, 637, 634, 605, 748
	13/16"	Polyolefin	95	3-1/8"	2-1/8"	PRE25_ZN-3E	532, 507, 500, 637, 634, 605, 748
3"	13/16"	Soft Rubber	110	3-1/2"	2-3/8"	PRE30_ZN-3R	532, 507, 500, 637, 634, 605, 748
	13/16"	TPR	110	3-1/2"	2-3/8"	PRE30_ZN-TPR	532, 507, 500, 637, 634, 605, 748
	13/16"	Hard Rubber	120	3-1/2"	2-3/8"	PRE30_ZN-3H	532, 507, 500, 637, 634, 605, 748
	13/16"	Polyurethane	120	3-1/2"	2-3/8"	PRE30_ZN-TPU	532, 507, 500, 637, 634, 605, 748
	13/16"	Polyolefin	120	3-1/2"	2-3/8"	PRE30_ZN-3E	532, 507, 500, 637, 634, 605, 748
	13/16"	Monotech	120	3-1/2"	2-3/8"	PRE30_ZN-MNT	532, 507, 500, 637, 634, 605, 748
	13/16"	Vipor	120	3-1/2"	2-3/8"	PRE30_ZN-VPR01(CG)	532, 507, 500, 637, 634, 605, 748
4"	15/16"	Soft Rubber	125	4-3/4"	3-5/16"	PRE40_ZN-3R	605, 800, 806, 705, 741, 748
	15/16"	TPR	125	4-3/4"	3-5/16"	PRE40_ZN-TPR	605, 800, 806, 705, 741, 748
	15/16"	Hard Rubber	150	4-3/4"	3-5/16"	PRE40_ZN-3H	605, 800, 806, 705, 741, 748
	15/16"	Polyurethane	150	4-3/4"	3-5/16"	PRE40_ZN-TPU	605, 800, 806, 705, 741, 748
	15/16"	Polyolefin	150	4-3/4"	3-5/16"	PRE40_ZN-3E	605, 800, 806, 705, 741, 748
	15/16"	Monotech	150	4-3/4"	3-5/16"	PRE40_ZN-MNT	605, 800, 806, 705, 741, 748
5"	15/16"	Soft Rubber	130	5-3/4"	4-1/8"	PRE50_ZN-3R	605, 800, 806, 705, 741, 748
	15/16"	TPR	130	5-3/4"	4-1/8"	PRE50_ZN-TPR	605, 800, 806, 705, 741, 748
	15/16"	Hard Rubber	150	5-3/4"	4-1/8"	PRE50_ZN-3H	605, 800, 806, 705, 741, 748
	15/16"	Polyurethane	150	5-3/4"	4-1/8"	PRE50_ZN-TPU	605, 800, 806, 705, 741, 748
	15/16"	Polyolefin	150	5-3/4"	4-1/8"	PRE50_ZN-3E	605, 800, 806, 705, 741, 748
	15/16"	Monotech	160	5-3/4"	4-1/8"	PRE50_ZN-MNT	605, 800, 806, 705, 741, 748
	15/16"	Precision Bearing Monotech	160	5-3/4"	4-1/8"	PRE50_ZN-MNT33(GG)	605, 800, 806, 705, 741, 748



*Black Oxide finish standard on this part number only.

**Minimum order on 748 stem for 2", 2-1/2" and 3" models.

To order include fastener code.
Example: PRE16532TZ-3E.

Regent Grip Ring Stem Models



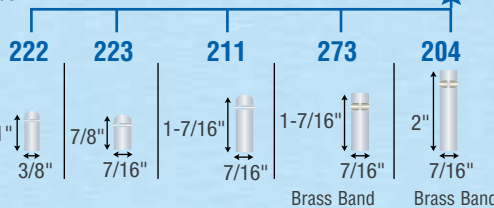
Friction Brake
2", 2-1/2" & 3" models. 2" and 2-1/2" dia. model swivel radius changes to 2-1/4". Add [-B] at end of model.



Tread Lock Brake
4" and 5" models. Add [-B] at end of model.

Grip Ring Stem Models

Wheel Dia.	Tread Width	Wheel Description	Dynamic Load	Mounting Height	Swivel Radius	Part Number	Fastening Selection
2"	13/16"	Soft Rubber	80	2-5/8"	1-15/16"	PRE20_ZN-3R	222, 223, 211, 273
	13/16"	TPR	80	2-5/8"	1-15/16"	PRE20_ZN-TPR	222, 223, 211, 273
	13/16"	Hard Rubber	90	2-5/8"	1-15/16"	PRE20_ZN-3H	222, 223, 211, 273
	13/16"	Polyurethane	90	2-5/8"	1-15/16"	PRE20_ZN-TPU	222, 223, 211, 273
	13/16"	Solid Polyolefin	90	2-5/8"	1-15/16"	PRE20_ZN-3ES	222, 223, 211, 273
	3/4"	Polyolefin	90	2-5/8"	1-15/16"	PRE20_ZN-3E	222, 223, 211, 273
	7/8"	Vipor	90	2-5/8"	1-15/16"	PRE20_ZN-VPR01(CG)	222, 223, 211, 273
2-1/2"	13/16"	Soft Rubber	80	3-1/8"	2-1/8"	PRE25_ZN-3R	222, 223, 211, 273
	13/16"	TPR	80	3-1/8"	2-1/8"	PRE25_ZN-TPR	222, 223, 211, 273
	13/16"	Hard Rubber	95	3-1/8"	2-1/8"	PRE25_ZN-3H	222, 223, 211, 273
	13/16"	Polyurethane	95	3-1/8"	2-1/8"	PRE25_ZN-TPU	222, 223, 211, 273
	13/16"	Polyolefin	95	3-1/8"	2-1/8"	PRE25_ZN-3E	222, 223, 211, 273
3"	13/16"	Soft Rubber	110	3-1/2"	2-3/8"	PRE30_ZN-3R	222, 223, 211, 273
	13/16"	TPR	110	3-1/2"	2-3/8"	PRE30_ZN-TPR	222, 223, 211, 273
	13/16"	Hard Rubber	120	3-1/2"	2-3/8"	PRE30_ZN-3H	222, 223, 211, 273
	13/16"	Polyurethane	120	3-1/2"	2-3/8"	PRE30_ZN-TPU	222, 223, 211, 273
	13/16"	Polyolefin	120	3-1/2"	2-3/8"	PRE30_ZN-3E	222, 223, 211, 273
	13/16"	Monotech	120	3-1/2"	2-3/8"	PRE30_ZN-MNT	222, 223, 211, 273
	13/16"	Vipor	120	3-1/2"	2-3/8"	PRE30_ZN-VPR01(CG)	222, 223, 211, 273
4"	15/16"	Soft Rubber	125	4-3/4"	3-5/16"	PRE40_ZN-3R	273, 204
	15/16"	TPR	125	4-3/4"	3-5/16"	PRE40_ZN-TPR	273, 204
	15/16"	Hard Rubber	150	4-3/4"	3-5/16"	PRE40_ZN-3H	273, 204
	15/16"	Polyurethane	150	4-3/4"	3-5/16"	PRE40_ZN-TPU	273, 204
	15/16"	Polyolefin	150	4-3/4"	3-5/16"	PRE40_ZN-3E	273, 204
	15/16"	Monotech	150	4-3/4"	3-5/16"	PRE40_ZN-MNT	273, 204
5"	15/16"	Soft Rubber	130	5-3/4"	4-1/8"	PRE50_ZN-3R	273, 204
	15/16"	TPR	130	5-3/4"	4-1/8"	PRE50_ZN-TPR	273, 204
	15/16"	Hard Rubber	150	5-3/4"	4-1/8"	PRE50_ZN-3H	273, 204
	15/16"	Polyurethane	150	5-3/4"	4-1/8"	PRE50_ZN-TPU	273, 204
	15/16"	Polyolefin	150	5-3/4"	4-1/8"	PRE50_ZN-3E	273, 204
	15/16"	Monotech	160	5-3/4"	4-1/8"	PRE50_ZN-MNT	273, 204
	15/16"	Precision Bearing Monotech	160	5-3/4"	4-1/8"	PRE50_ZN-MNT33(GG)	273, 204



To order include fastener code.
Example: PRE16222ZN-3R.

Regent Grip Neck Stem Models

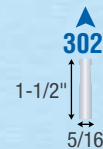


Friction Brake

2", 2-1/2" & 3" models. 2" and 2-1/2" dia. model swivel radius changes to 2-1/4". Add [-B] at end of model.

Grip Neck Stem Models

Wheel Dia.	Tread Width	Wheel Description	Dynamic Load	Mounting Height	Swivel Radius	Part Number	Standard Caster Finish	Fastening Selection
1-5/8"	11/16"	Polyolefin	75	2-5/16"	1-5/8"	PRE16302B0-3E*	Black Oxide	302
	11/16"	Polyolefin	75	2-5/16"	1-5/8"	PRE16302C0-3E*	Copper Oxide	302
2"	13/16"	Soft Rubber	80	2-5/8"	1-15/16"	PRE20302ZN-3R	Zinc	302
	13/16"	TPR	80	2-5/8"	1-15/16"	PRE20302ZN-TPR	Zinc	302
	13/16"	Hard Rubber	90	2-5/8"	1-15/16"	PRE20302ZN-3H	Zinc	302
	13/16"	Polyurethane	90	2-5/8"	1-15/16"	PRE20302ZN-TPU	Zinc	302
	13/16"	Solid Polyolefin	90	2-5/8"	1-15/16"	PRE20302ZN-3ES	Zinc	302
	3/4"	Polyolefin	90	2-5/8"	1-15/16"	PRE20302ZN-3E	Zinc	302
	7/8"	Vipor	90	2-5/8"	1-15/16"	PRE20302ZN-VPR01(CG)	Zinc	302
2-1/2"	13/16"	Soft Rubber	80	3-1/8"	2-1/8"	PRE25302ZN-3R	Zinc	302
	13/16"	TPR	80	3-1/8"	2-1/8"	PRE25302ZN-TPR	Zinc	302
	13/16"	Hard Rubber	95	3-1/8"	2-1/8"	PRE25302ZN-3H	Zinc	302
	13/16"	Polyurethane	95	3-1/8"	2-1/8"	PRE25302ZN-TPU	Zinc	302
	13/16"	Polyolefin	95	3-1/8"	2-1/8"	PRE25302ZN-3E	Zinc	302
3"	13/16"	Soft Rubber	110	3-1/2"	2-3/8"	PRE30302ZN-3R	Zinc	302
	13/16"	TPR	110	3-1/2"	2-3/8"	PRE30302ZN-TPR	Zinc	302
	13/16"	Hard Rubber	120	3-1/2"	2-3/8"	PRE30302ZN-3H	Zinc	302
	13/16"	Polyurethane	120	3-1/2"	2-3/8"	PRE30302ZN-TPU	Zinc	302
	13/16"	Polyolefin	120	3-1/2"	2-3/8"	PRE30302ZN-3E	Zinc	302
	13/16"	Monotech	120	3-1/2"	2-3/8"	PRE30302ZN-MMNT	Zinc	302
	13/16"	Vipor	120	3-1/2"	2-3/8"	PRE30302ZN-VPR01(CG)	Zinc	302



*Finish standard on this part number only.

Regent Expanding Adapter Stem Models



Tread Lock Brake
4" and 5" models. Add [-B] at end of model.

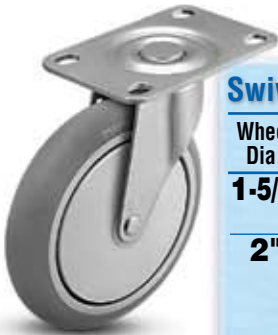
Expanding Adapter Stem Models

Wheel Dia.	Tread Width	Wheel Description	Dynamic Load	Mounting Height	Swivel Radius	Part Number	Fastening Selection
4"	15/16"	Soft Rubber	125	4-3/4"	3-5/16"	PRE40__ZN-3R	440-455
	15/16"	TPR	125	4-3/4"	3-5/16"	PRE40__ZN-TPR	440-455
	15/16"	Hard Rubber	150	4-3/4"	3-5/16"	PRE40__ZN-3H	440-455
	15/16"	Polyurethane	150	4-3/4"	3-5/16"	PRE40__ZN-TPU	440-455
	15/16"	Polyolefin	150	4-3/4"	3-5/16"	PRE40__ZN-3E	440-455
	15/16"	Monotech	150	4-3/4"	3-5/16"	PRE40__ZN-MNT	440-455
5"	15/16"	Soft Rubber	130	5-3/4"	4-1/8"	PRE50__ZN-3R	440-455
	15/16"	TPR	130	5-3/4"	4-1/8"	PRE50__ZN-TPR	440-455
	15/16"	Hard Rubber	150	5-3/4"	4-1/8"	PRE50__ZN-3H	440-455
	15/16"	Polyurethane	150	5-3/4"	4-1/8"	PRE50__ZN-TPU	440-455
	15/16"	Polyolefin	150	5-3/4"	4-1/8"	PRE50__ZN-3E	440-455
	15/16"	Monotech	160	5-3/4"	4-1/8"	PRE50__ZN-MNT	440-455
	15/16"	Precision Bearing Monotech	160	5-3/4"	4-1/8"	PRE50__ZN-MNT33(GG)	440-455

- Round 3/4"-13/16" **440**
- Round 7/8"-15/16" **441**
- Round 1" - 1-1/16" **442**
- Round 1-1/8" - 1-3/16" . . . **443**
- Round 1-1/4" - 1-5/16" . . . **444**
- Round 1-3/8" - 1-7/16" . . . **445**
- Round 1-1/2" - 1-9/16" . . . **446**
- Round 1-5/8" - 1-11/16" . . . **447**
- Square 7/8"-15/16" **451**
- Square 1" - 1-1/16" **452**
- Square 1-1/8" - 1-3/16" . . . **453**
- Square 1-1/4" - 1-5/16" . . . **454**
- Square 1-3/8" - 1-7/16" . . . **455**

To order include fastener code.
Example: PRE40**440**ZN-3R

Regent Swivel Top Plate Models



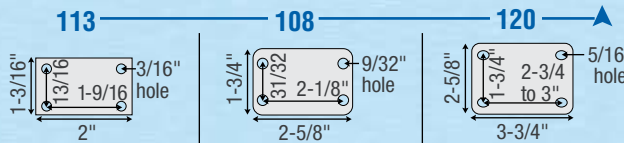
Friction Brake
2", 2-1/2" & 3" models. 2" and 2-1/2" dia. model swivel radius changes to 2-1/4". Add [-B] at end of model.



Tread Lock Brake
4" and 5" models. Add [-B] at end of model.

Swivel Top Plate Models (For matching rigid casters see next page)

Wheel Dia.	Tread Width	Wheel Description	Dynamic Load	Mounting Height	Swivel Radius	Part Number	Standard Caster Finish	Fastening Selection
1-5/8"	11/16"	Soft Rubber	70	2-5/16"	1-5/8"	PRE16_TZ-3R	Trivalent Zinc	113
	11/16"	Polyolefin	75	2-5/16"	1-5/8"	PRE16_CO-3E*	Copper Oxide	113
2"	13/16"	Soft Rubber	80	2-5/8"	1-15/16"	PRE20_ZN-3R	Zinc	113, 108
	13/16"	TPR	80	2-5/8"	1-15/16"	PRE20_ZN-TPR	Zinc	113, 108
	13/16"	Hard Rubber	90	2-5/8"	1-15/16"	PRE20_ZN-3H	Zinc	113, 108
	13/16"	Polyurethane	90	2-5/8"	1-15/16"	PRE20_ZN-TPU	Zinc	113, 108
	13/16"	Solid Polyolefin	90	2-5/8"	1-15/16"	PRE20_ZN-3ES	Zinc	113, 108
	3/4"	Polyolefin	90	2-5/8"	1-15/16"	PRE20_ZN-3E	Zinc	113, 108
2-1/2"	13/16"	Soft Rubber	80	3-1/8"	2-1/8"	PRE25_ZN-3R	Zinc	113, 108
	13/16"	TPR	80	3-1/8"	2-1/8"	PRE25_ZN-TPR	Zinc	113, 108
	13/16"	Hard Rubber	95	3-1/8"	2-1/8"	PRE25_ZN-3H	Zinc	113, 108
	13/16"	Polyurethane	95	3-1/8"	2-1/8"	PRE25_ZN-TPU	Zinc	113, 108
	13/16"	Polyolefin	95	3-1/8"	2-1/8"	PRE25_ZN-3E	Zinc	113, 108
3"	13/16"	Soft Rubber	110	3-1/2"	2-3/8"	PRE30_ZN-3R	Zinc	113, 108, 120
	13/16"	TPR	110	3-1/2"	2-3/8"	PRE30_ZN-TPR	Zinc	113, 108, 120
	13/16"	Hard Rubber	120	3-1/2"	2-3/8"	PRE30_ZN-3H	Zinc	113, 108, 120
	13/16"	Polyurethane	120	3-1/2"	2-3/8"	PRE30_ZN-TPU	Zinc	113, 108, 120
	13/16"	Polyolefin	120	3-1/2"	2-3/8"	PRE30_ZN-3E	Zinc	113, 108, 120
	13/16"	Monotech	120	3-1/2"	2-3/8"	PRE30_ZN-MNT	Zinc	113, 108, 120
	13/16"	Vipor	120	3-1/2"	2-3/8"	PRE30_ZN-VPR01(CG)	Zinc	113, 108, 120
4"	15/16"	Soft Rubber	125	4-3/4"	3-5/16"	PRE40_ZN-3R	Zinc	120
	15/16"	TPR	125	4-3/4"	3-5/16"	PRE40_ZN-TPR	Zinc	120
	15/16"	Hard Rubber	150	4-3/4"	3-5/16"	PRE40_ZN-3H	Zinc	120
	15/16"	Polyurethane	150	4-3/4"	3-5/16"	PRE40_ZN-TPU	Zinc	120
	15/16"	Polyolefin	150	4-3/4"	3-5/16"	PRE40_ZN-3E	Zinc	120
	15/16"	Monotech	150	4-3/4"	3-5/16"	PRE40_ZN-MNT	Zinc	120
5"	15/16"	Soft Rubber	130	5-3/4"	4-1/8"	PRE50_ZN-3R	Zinc	120
	15/16"	TPR	130	5-3/4"	4-1/8"	PRE50_ZN-TPR	Zinc	120
	15/16"	Hard Rubber	150	5-3/4"	4-1/8"	PRE50_ZN-3H	Zinc	120
	15/16"	Polyurethane	150	5-3/4"	4-1/8"	PRE50_ZN-TPU	Zinc	120
	15/16"	Polyolefin	150	5-3/4"	4-1/8"	PRE50_ZN-3E	Zinc	120
	15/16"	Monotech	160	5-3/4"	4-1/8"	PRE50_ZN-MNT	Zinc	120
	15/16"	Precision Monotech	160	5-3/4"	4-1/8"	PRE50_ZN-MNT33(GG)	Zinc	120



To order include fastener code.
Example: PRE16**113**TZ-3R

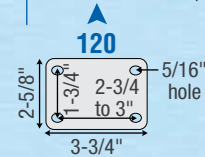
*Finish standard on this part number only.

Regent Rigid Top Plate Models



Rigid Top Plate Models (For matching swivel casters see previous page)

Wheel Dia.	Tread Width	Wheel Description	Dynamic Load	Mounting Height	Swivel Radius	Part Number	Fastening Selection
3"	13/16"	Soft Rubber	110	3-1/2"	-	PRI30120ZN-3R	120
	13/16"	TPR	110	3-1/2"	-	PRI30120ZN-TPR	120
	13/16"	Hard Rubber	120	3-1/2"	-	PRI30120ZN-3H	120
	13/16"	Polyurethane	120	3-1/2"	-	PRI30120ZN-TPU	120
	13/16"	Polyolefin	120	3-1/2"	-	PRI30120ZN-3E	120
	13/16"	Monotech	120	3-1/2"	-	PRI30120ZN-MMNT	120
	13/16"	Vipor	120	3-1/2"	-	PRI30120ZN-VPR01(CG)	120
4"	15/16"	Soft Rubber	125	4-3/4"	-	PRI40120ZN-3R	120
	15/16"	TPR	125	4-3/4"	-	PRI40120ZN-TPR	120
	15/16"	Hard Rubber	150	4-3/4"	-	PRI40120ZN-3H	120
	15/16"	Polyurethane	150	4-3/4"	-	PRI40120ZN-TPU	120
	15/16"	Polyolefin	150	4-3/4"	-	PRI40120ZN-3E	120
	15/16"	Monotech	150	4-3/4"	-	PRI40120ZN-MMNT	120
5"	15/16"	Soft Rubber	130	5-3/4"	-	PRI50120ZN-3R	120
	15/16"	TPR	130	5-3/4"	-	PRI50120ZN-TPR	120
	15/16"	Hard Rubber	150	5-3/4"	-	PRI50120ZN-3H	120
	15/16"	Polyurethane	150	5-3/4"	-	PRI50120ZN-TPU	120
	15/16"	Polyolefin	150	5-3/4"	-	PRI50120ZN-3E	120
	15/16"	Monotech	160	5-3/4"	-	PRI50120ZN-MMNT	120
	15/16"	Precision Bearing Monotech	160	5-3/4"	-	PRI50120ZN-MMNT33(GG)	120



Ladder Caster

3" model



2" model



Features

- Long stem made especially for rolling ladders
- Zinc finish
- Dual ball bearing raceways
- Soft rubber wheels (75 Shore A)

Applications

- Rolling Ladders

Threaded Stem Models

Wheel Dia.	Tread Width	Tread Type	Bearing Type	Dynamic Load	Mounting Height	Swivel Radius	Part Number
2"	13/16"	Soft Rubber	Plain Bore	80	2-1/2"	1-13/16"	PLD20820ZN-3R
3"	13/16"	Soft Rubber	Plain Bore	110	3-11/16"	2-3/8"	PLD30820ZN-3R

Fastening Specifications

Overall Stem Length: 4-13/16"
 Thread Diameter: 5/16"
 Thread Length: 5/8"

Eclipse Plastic Light Duty



Features

- Strong glass filled nylon body
- Sleek stylish design
- Full thread guards
- Nut and bolt axle
- Self lubricating Delrin spinner in wheel
- Patent pending

Applications

- Medical Equipment
- Utility Carts
- Store Fixtures
- Food Service Equipment

Options

Brake: Tread brake uniformly integrated into body design for smooth look and ease of activation. Add [-B] at the end of model.

RoHS Compliant: Available upon request.




Tread Brake: Add [-B] at end of model. Swivel Radius for Brake models: 3" is 3-1/8" 4" is 3-13/16".

Threaded Stem Models (Grey)

Wheel Dia.	Tread Width	Wheel Description	Dynamic Load	Mounting Height	Swivel Radius	Part Number	Fastening Selection
3"	15/16"	Polyurethane	120	4-5/16"	2-1/2"	PEC30__TPU03(GG)	507, 637
4"	15/16"	Polyurethane	125	5-3/8"	3-1/4"	PEC40__TPU03(GG)	507, 637

Threaded Stem Models (Black)

3"	15/16"	Polyurethane	120	4-5/16"	2-1/2"	PEC30__TPU03(KK)	507, 637
4"	15/16"	Polyurethane	125	5-3/8"	3-1/4"	PEC40__TPU03(KK)	507, 637




Tread Brake: Add [-B] at end of model. Swivel Radius for Brake models: 3" is 3-1/8" 4" is 3-13/16".

Grip Ring Stem Models (Grey)

Wheel Dia.	Tread Width	Wheel Description	Dynamic Load	Mounting Height	Swivel Radius	Part Number	Fastening Selection
3"	15/16"	Polyurethane	120	4-5/16"	2-1/2"	PEC30__TPU03(GG)	223, 211
4"	15/16"	Polyurethane	125	5-3/8"	3-1/4"	PEC40__TPU03(GG)	223, 211

Grip Ring Stem Models (Black)

3"	15/16"	Polyurethane	120	4-5/16"	2-1/2"	PEC30__TPU03(KK)	223, 211
4"	15/16"	Polyurethane	125	5-3/8"	3-1/4"	PEC40__TPU03(KK)	223, 211



Omega



Features

- Fully heat treated
- Dual ball bearing raceways
- High luster chrome or black zinc finish
- Matching thread guards
- Precision ball bearing wheels for excellent rollability
- Choice of new vipor wheel (85-90A) or soft neoprene rubber (50-60A) durometer

Applications

- Medical Equipment
- Electronic Equipment
- Seating

Options

Brakes: Tread brake uniformly integrated into body design for smooth look and ease of activation 3" models only.

Bolt-In Stems:

A variety of stems can be attached to the kingpinless fastening #403 providing the ultimate in versatility. Contact factory for bolt-in stem part numbers.



Black zinc finish is available with the **vipor** wheel for a minimum purchase (Consult factory).

Finish Selection



Bright Chrome



Black Zinc

Wheel Selection



Soft Neoprene Rubber



Vipor



Tread Brake

Add [B] at end of model. Swivel radius is 3-1/8".

Hollow Kingpin Models (7/16": Recommended mounting bolt 3/8" diameter - 16 x 1/2" minimum)

Wheel Dia.	Tread Width	Tread Type	Finish	Bearing Type	Dynamic Load	Mounting Height	Swivel Radius	Part Number	Fastening Selection
3"	15/16"	Neoprene	Bright Chrome	Precision	110 lbs	3-7/8"	2-7/8"	POM30403BC-NPR	403
	15/16"	Neoprene	Black Zinc	Precision	110 lbs	3-7/8"	2-7/8"	POM30403BZ-NPR	403
	15/16"	Vipor	Bright Chrome	Precision	120 lbs	3-7/8"	2-7/8"	POM30403BC-VPR33(CK)	403

Threaded Stem Models

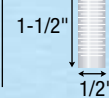
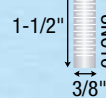
Wheel Dia.	Tread Width	Tread Type	Finish	Bearing Type	Dynamic Load	Mounting Height	Swivel Radius	Part Number	Fastening Selection
3"	15/16"	Neoprene	Bright Chrome	Precision	110	3-7/8"	2-7/8"	POM30__BC-NPR	All below
	15/16"	Neoprene	Black Zinc	Precision	110	3-7/8"	2-7/8"	POM30__BZ-NPR	All below
	15/16"	Vipor	Bright Chrome	Precision	120	3-7/8"	2-7/8"	POM30__BC-VPR33(CK)	All below

507

605

637

748



To order include fastener code. Example: POM30507BC-NPR33(KK)



Tread Brake

Add [B] at end of model. Swivel radius is 3-1/8"



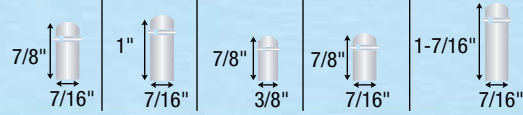
2" model

Tread Brake
Add [B] at end of model. 3" only. Swivel radius is 3-1/8".

Grip Ring Stem Models

Wheel Dia.	Tread Width	Tread Type	Finish	Bearing Type	Dynamic Load	Mounting Height	Swivel Radius	Part Number	Fastening Selection
2"	15/16"	Neoprene	Bright Chrome	Precision	75 lbs	2-3/4"	2"	POM20201BC-NPR	201
3"	15/16"	Neoprene	Bright Chrome	Precision	110 lbs	3-7/8"	2-7/8"	POM30__BC-NPR	222, 223, 211, 242
	15/16"	Neoprene	Black Zinc	Precision	110 lbs	3-7/8"	2-7/8"	POM30__BZ-NPR	222, 223, 211, 242
	15/16"	Vipor	Bright Chrome	Precision	120 lbs	3-7/8"	2-7/8"	POM30__BC-VPR33(CK)	222, 223, 211, 242

242 — 201 — 222 — 223 — 211 — ▲



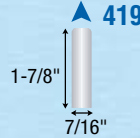
To order include fastener code. Example: POM20**201**BC-NPR



Tread Brake
Add [B] at end of model. Swivel radius is 3-1/8".

Round Stem Models

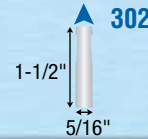
Wheel Dia.	Tread Width	Tread Type	Finish	Bearing Type	Dynamic Load	Mounting Height	Swivel Radius	Part Number	Fastening Selection
3"	15/16"	Neoprene	Bright Chrome	Precision	110 lbs	3-7/8"	2-7/8"	POM30419BC-NPR	419
	15/16"	Neoprene	Black Zinc	Precision	110 lbs	3-7/8"	2-7/8"	POM30419BZ-NPR	419
	15/16"	Vipor	Bright Chrome	Precision	120 lbs	3-7/8"	2-7/8"	POM30419BC-VPR33(CK)	419



Tread Brake
Add [B] at end of model. Swivel radius is 3-1/8".

Grip Neck Stem Models

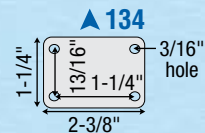
Wheel Dia.	Tread Width	Tread Type	Finish	Bearing Type	Dynamic Load	Mounting Height	Swivel Radius	Part Number	Fastening Selection
3"	15/16"	Neoprene	Bright Chrome	Precision	110 lbs	3-7/8"	2-7/8"	POM30302BC-NPR	302
	15/16"	Neoprene	Black Zinc	Precision	110 lbs	3-7/8"	2-7/8"	POM30302BZ-NPR	302
	15/16"	Vipor	Bright Chrome	Precision	120 lbs	3-7/8"	2-7/8"	POM30302BC-VPR33(CK)	302



Tread Brake
Add [B] at end of model. Swivel radius is 3-1/8".

Swivel Top Plate Models

Wheel Dia.	Tread Width	Tread Type	Finish	Bearing Type	Dynamic Load	Mounting Height	Swivel Radius	Part Number	Fastening Selection
3"	15/16"	Neoprene	Bright Chrome	Precision	110 lbs	3-7/8"	2-7/8"	POM30134BC-NPR	134
	15/16"	Neoprene	Bright Chrome	Precision	110 lbs	3-7/8"	2-7/8"	POM30134BZ-NPR	134
	15/16"	Vipor	Bright Chrome	Precision	120 lbs	3-7/8"	2-7/8"	POM30134BC-VPR33(CK)	134



RS/RT Light Duty Total Lock



Features

- Light duty total lock brake with matching swivel
- Fully heat treated
- Dual ball bearing raceways
- Matching thread guards standard on all models
- Precision bearing wheels standard in neoprene and vipor wheel models
- 5/16" nut and bolt axle

Applications

- Medical Equipment
- Store fixtures
- Institutional Equipment
- Electronic Equipment
- Mobile carts
- Furniture

Options

Total lock brake: locks both wheel and swivel action simultaneously.

Two position direction lock: special order only.

Bolt-In Stems:

A variety of stems can be attached to the kingpinless fastening #406. Contact factory for bolt in stem options.



Finish Selection



Note: Not all finishes are available with all wheel selections.

Wheel Selection



Hollow Kingpin Swivel Models

Wheel Dia.	Tread Width	Tread Type	Finish	Bearing Type	Dynamic Load	Mounting Height	Swivel Radius	Part Number	Fastening Selection
3"	15/16"	Neoprene	Bright Chrome	Precision	110 LBS	4"	2-15/16"	PRS30406BC-NPR33(KK)	406
	15/16"	Vipor	Bright Chrome	Precision	120 LBS	4"	2-15/16"	PRS30406BC-VPR33(CK)	406
	13/16"	TPR (Black)	Black Powder Coat	Plain	110 LBS	4"	2-15/16"	PRS30406BK-TPR03(KK)	406
	13/16"	TPR (Gray)	Zinc Plated	Plain	110 LBS	4"	2-15/16"	PRS30406ZN-TPR03(GG)	406

Hollow Kingpin Total Lock Models

3"	15/16"	Neoprene	Bright Chrome	Precision	110 LBS	4"	4"	PRT30406BC-NPR33(KK)	406
	15/16"	Vipor	Bright Chrome	Precision	120 LBS	4"	4"	PRT30406BC-VPR33(CK)	406
	13/16"	TPR (Black)	Black Powder Coat	Plain	110 LBS	4"	4"	PRT30406BK-TPR03(KK)	406
	13/16"	TPR (Gray)	Zinc Plated	Plain	110 LBS	4"	4"	PRT30406ZN-TPR03(GG)	406

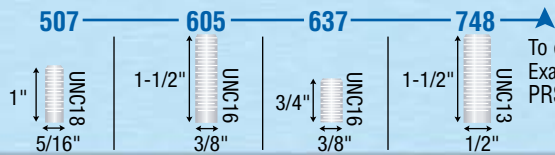
Hollow Kingpin: 7/16", recommended mounting bolt 3/8" diameter - 16 x 1/2" minimum.

Threaded Stem Swivel Models

Wheel Dia.	Tread Width	Tread Type	Finish	Bearing Type	Dynamic Load	Mounting Height	Swivel Radius	Part Number	Fastening Selection
3"	15/16"	Neoprene	Bright Chrome	Precision	110 LBS	4-3/16"	2-15/16"	PRS30__BC-NPR33(KK)	507,605,637,748
	15/16"	Vipor	Bright Chrome	Precision	120 LBS	4-3/16"	2-15/16"	PRS30__BC-VPR33(CK)	507,605,637,748
	13/16"	TPR (Black)	Black Powder Coat	Plain	110 LBS	4-3/16"	2-15/16"	PRS30__BK-TPR03(KK)	507,605,637,748
	13/16"	TPR (Gray)	Zinc Plated	Plain	110 LBS	4-3/16"	2-15/16"	PRS30__ZN-TPR03(GG)	507,605,637,748

Threaded Stem Total Lock Models

3"	15/16"	Neoprene	Bright Chrome	Precision	110 LBS	4-3/16"	4"	PRT30__BC-NPR33(KK)	507,605,637,748
	15/16"	Vipor	Bright Chrome	Precision	120 LBS	4-3/16"	4"	PRT30__BC-VPR33(CK)	507,605,637,748
	13/16"	TPR (Black)	Black Powder Coat	Plain	110 LBS	4-3/16"	4"	PRT30__BK-TPR03(KK)	507,605,637,748
	13/16"	TPR (Gray)	Zinc Plated	Plain	110 LBS	4-3/16"	4"	PRT30__ZN-TPR03(GG)	507,605,637,748



To order include fastener code.
Example:
PRS30**507**BC-NPR33(KK)



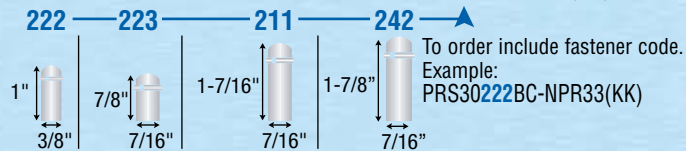
RS/RT Light Duty Total Lock

Grip Ring Swivel Models

Wheel Dia.	Tread Width	Tread Type	Finish	Bearing Type	Dynamic Load	Mounting Height	Swivel Radius	Part Number	Fastening Selection
3"	15/16"	Neoprene	Bright Chrome	Precision	110 LBS	4-3/16"	2-15/16"	PRS30 BC-NPR33(KK)	222,223, 211,242
	15/16"	Vipor	Bright Chrome	Precision	120 LBS	4-3/16"	2-15/16"	PRS30 BC-VPR33(CK)	222,223, 211,242
	13/16"	TPR (Black)	Black Powder Coat	Plain	110 LBS	4-3/16"	2-15/16"	PRS30 BK-TPR03(KK)	222,223, 211,242
	13/16"	TPR (Gray)	Zinc Plated	Plain	110 LBS	4-3/16"	2-15/16"	PRS30 ZN-TPR03(GG)	222,223, 211,242

Grip Ring Total Lock Models

3"	15/16"	Neoprene	Bright Chrome	Precision	110 LBS	4-3/16"	4"	PRT30 BC-NPR33(KK)	222,223, 211,242
	15/16"	Vipor	Bright Chrome	Precision	120 LBS	4-3/16"	4"	PRT30 BC-VPR33(CK)	222,223, 211,242
	13/16"	TPR (Black)	Black Powder Coat	Plain	110 LBS	4-3/16"	4"	PRT30 BK-TPR03(KK)	222,223, 211,242
	13/16"	TPR (Gray)	Zinc Plated	Plain	110 LBS	4-3/16"	4"	PRT30 ZN-TPR03(GG)	222,223, 211,242

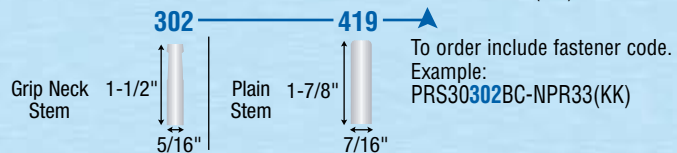


Grip Neck/Round Swivel Models

Wheel Dia.	Tread Width	Tread Type	Finish	Bearing Type	Dynamic Load	Mounting Height	Swivel Radius	Part Number	Fastening Selection
3"	15/16"	Neoprene	Bright Chrome	Precision	110 LBS	4-3/16"	2-15/16"	PRS30 BC-NPR33(KK)	302, 419
	15/16"	Vipor	Bright Chrome	Precision	120 LBS	4-3/16"	2-15/16"	PRS30 BC-VPR33(CK)	302, 419
	13/16"	TPR (Black)	Black Powder Coat	Plain	110 LBS	4-3/16"	2-15/16"	PRS30 BK-TPR03(KK)	302, 419
	13/16"	TPR (Gray)	Zinc Plated	Plain	110 LBS	4-3/16"	2-15/16"	PRS30 ZN-TPR03(GG)	302, 419

Total Lock Models

3"	15/16"	Neoprene	Bright Chrome	Precision	110 LBS	4-3/16"	4"	PRT30 BC-NPR33(KK)	302, 419
	15/16"	Vipor	Bright Chrome	Precision	120 LBS	4-3/16"	4"	PRT30 BC-VPR33(CK)	302, 419
	13/16"	TPR (Black)	Black Powder Coat	Plain	110 LBS	4-3/16"	4"	PRT30 BK-TPR03(KK)	302, 419
	13/16"	TPR (Gray)	Zinc Plated	Plain	110 LBS	4-3/16"	4"	PRT30 ZN-TPR03(GG)	302, 419

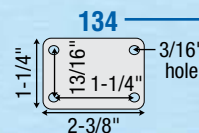


Swivel Top Plate Models

Wheel Dia.	Tread Width	Tread Type	Finish	Bearing Type	Dynamic Load	Mounting Height	Swivel Radius	Part Number	Fastening Selection
3"	15/16"	Neoprene	Bright Chrome	Precision	110 LBS	4-5/16"	2-15/16"	PRS30134BC-NPR33(KK)	134
	15/16"	Vipor	Bright Chrome	Precision	120 LBS	4-5/16"	2-15/16"	PRS30134BC-VPR33(CK)	134
	13/16"	TPR (Black)	Black Powder Coat	Plain	110 LBS	4-5/16"	2-15/16"	PRS30134BK-TPR03(KK)	134
	13/16"	TPR (Gray)	Zinc Plated	Plain	110 LBS	4-5/16"	2-15/16"	PRS30134ZN-TPR03(GG)	134

Swivel Top Plate Total Lock Models

3"	15/16"	Neoprene	Bright Chrome	Precision	110 LBS	4-5/16"	4"	PRT30134BC-NPR33(KK)	134
	15/16"	Vipor	Bright Chrome	Precision	120 LBS	4-5/16"	4"	PRT30134BC-VPR33(CK)	134
	13/16"	TPR (Black)	Black Powder Coat	Plain	110 LBS	4-5/16"	4"	PRT30134BK-TPR03(KK)	134
	13/16"	TPR (Gray)	Zinc Plated	Plain	110 LBS	4-5/16"	4"	PRT30134ZN-TPR03(GG)	134



Monarch Hooded Casters



Features

- Zinc finish
- Double ball bearing raceways
- Octagon washer on threaded stem for easy installation
- Heat Treated

Applications

- Fixtures
- Institutional Equipment
- Medical Equipment
- Equipment Carts
- Furniture

Options

Brakes: Friction brake on 2" and 2-1/2" models. Minimum order quantities.

Finishes: Polished Nickel [PN]. Replace standard Zinc [ZN] in Part Number with appropriate finish code. Minimum order quantities.

Fastenings: Others available. Consult factory.

Threaded Stem Washer Wrench: Holds caster in place while assembling to unit (see page 92). To order specify: [Wrench RE GS GT ZN].

RoHS Compliant: Available upon request.

Wheel Selection

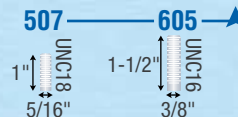


Soft Rubber conductive models available.



Threaded Stem Models

Wheel Dia.	Tread Width	Wheel Description	Dynamic Load	Mounting Height	Swivel Radius	Part Number	Fastening Selection
2"	13/16"	Soft Rubber	80	2-5/8"	2-1/16"	PMN20_ZN-3R	507, 605
	13/16"	TPR	80	2-5/8"	2-1/16"	PMN20_ZN-TPR	507, 605
	13/16"	Hard Rubber	90	2-5/8"	2-1/16"	PMN20_ZN-3H	507, 605
	13/16"	Polyurethane	90	2-5/8"	2-1/16"	PMN20_ZN-TPU	507, 605
	13/16"	Solid Polyolefin	90	2-5/8"	2-1/16"	PMN20_ZN-3ES	507, 605
	3/4"	Polyolefin	90	2-5/8"	2-1/16"	PMN20_ZN-3E	507, 605
	7/8"	Vipor	90	2-5/8"	2-1/16"	PMN20_ZN-VPR01(CG)	507, 605
2-1/2"	13/16"	Soft Rubber	80	3-1/8"	2-1/8"	PMN25_ZN-3R	507, 605
	13/16"	TPR	80	3-1/8"	2-1/8"	PMN25_ZN-TPR	507, 605
	13/16"	Hard Rubber	95	3-1/8"	2-1/8"	PMN25_ZN-3H	507, 605
	13/16"	Polyurethane	95	3-1/8"	2-1/8"	PMN25_ZN-TPU	507, 605
	13/16"	Polyolefin	95	3-1/8"	2-1/8"	PMN25_ZN-3E	507, 605
3"	13/16"	Soft Rubber	110	3-1/2"	2-1/2"	PMN30_ZN-3R	507, 605
	13/16"	TPR	110	3-1/2"	2-1/2"	PMN30_ZN-TPR	507, 605
	13/16"	Hard Rubber	120	3-1/2"	2-1/2"	PMN30_ZN-3H	507, 605
	13/16"	Polyurethane	120	3-1/2"	2-1/2"	PMN30_ZN-TPU	507, 605
	13/16"	Polyolefin	120	3-1/2"	2-1/2"	PMN30_ZN-3E	507, 605
	13/16"	Monotech	120	3-1/2"	2-1/2"	PMN30_ZN-MNT	507, 605
	13/16"	Vipor	120	3-1/2"	2-1/2"	PMN30_ZN-VPR01(CG)	507, 605



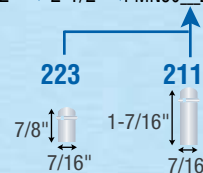
To order include fastener code.
Example: PMN20507ZN-3R.

Monarch Hooded Casters



Grip Ring Stem Models

Wheel Dia.	Tread Width	Wheel Description	Dynamic Load	Mounting Height	Swivel Radius	Part Number	Fastening Selection
2"	13/16"	Soft Rubber	80	2-5/8"	2-1/16"	PMN20_ZN-3R	223, 211
	13/16"	TPR	80	2-5/8"	2-1/16"	PMN20_ZN-TPR	223, 211
	13/16"	Hard Rubber	90	2-5/8"	2-1/16"	PMN20_ZN-3H	223, 211
	13/16"	Polyurethane	90	2-5/8"	2-1/16"	PMN20_ZN-TPU	223, 211
	13/16"	Solid Polyolefin	90	2-5/8"	2-1/16"	PMN20_ZN-3ES	223, 211
	3/4"	Polyolefin	90	2-5/8"	2-1/16"	PMN20_ZN-3E	223, 211
	7/8"	Vipor	90	2-5/8"	2-1/16"	PMN20_ZN-VPR01(CG)	223, 211
2-1/2"	13/16"	Soft Rubber	80	3-1/8"	2-1/8"	PMN25_ZN-3R	223, 211
	13/16"	TPR	80	3-1/8"	2-1/8"	PMN25_ZN-TPR	223, 211
	13/16"	Hard Rubber	95	3-1/8"	2-1/8"	PMN25_ZN-3H	223, 211
	13/16"	Polyurethane	95	3-1/8"	2-1/8"	PMN25_ZN-TPU	223, 211
	13/16"	Polyolefin	95	3-1/8"	2-1/8"	PMN25_ZN-3E	223, 211
3"	13/16"	Soft Rubber	110	3-1/2"	2-1/2"	PMN30_ZN-3R	223, 211
	13/16"	TPR	110	3-1/2"	2-1/2"	PMN30_ZN-TPR	223, 211
	13/16"	Hard Rubber	120	3-1/2"	2-1/2"	PMN30_ZN-3H	223, 211
	13/16"	Polyurethane	120	3-1/2"	2-1/2"	PMN30_ZN-TPU	223, 211
	13/16"	Polyolefin	120	3-1/2"	2-1/2"	PMN30_ZN-3E	223, 211
	13/16"	Monotech	120	3-1/2"	2-1/2"	PMN30_ZN-MNT	223, 211
	13/16"	Vipor	120	3-1/2"	2-1/2"	PMN30_ZN-VPR01(CG)	223, 211

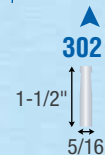


To order include fastener code.
Example: PMN20**223**ZN-3R.



Grip Neck Stem Models

Wheel Dia.	Tread Width	Wheel Description	Dynamic Load	Mounting Height	Swivel Radius	Part Number	Fastening Selection
2"	13/16"	Soft Rubber	80	2-5/8"	2-1/16"	PMN20302ZN-3R	302
	13/16"	TPR	80	2-5/8"	2-1/16"	PMN20302ZN-TPR	302
	13/16"	Hard Rubber	90	2-5/8"	2-1/16"	PMN20302ZN-3H	302
	13/16"	Polyurethane	90	2-5/8"	2-1/16"	PMN20302ZN-TPU	302
	13/16"	Solid Polyolefin	90	2-5/8"	2-1/16"	PMN20302ZN-3ES	302
	3/4"	Polyolefin	90	2-5/8"	2-1/16"	PMN20302ZN-3E	302
	7/8"	Vipor	90	2-5/8"	2-1/16"	PMN20302ZN-3E	302



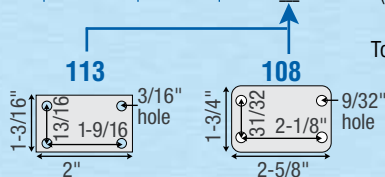
To order include fastener code.
Example: PMN20**302**ZN-3R.

Monarch Hooded Casters



Swivel Top Plate Models

Wheel Dia.	Tread Width	Wheel Description	Dynamic Load	Mounting Height	Swivel Radius	Part Number	Fastening Selection
2"	13/16"	Soft Rubber	80	2-5/8"	2-1/16"	PMN20_ZN-3R	113, 108
	13/16"	TPR	80	2-5/8"	2-1/16"	PMN20_ZN-TPR	113, 108
	13/16"	Hard Rubber	90	2-5/8"	2-1/16"	PMN20_ZN-3H	113, 108
	13/16"	Polyurethane	90	2-5/8"	2-1/16"	PMN20_ZN-TPU	113, 108
	13/16"	Solid Polyolefin	90	2-5/8"	2-1/16"	PMN20_ZN-3ES	113, 108
	3/4"	Polyolefin	90	2-5/8"	2-1/16"	PMN20_ZN-3E	113, 108
	7/8"	Vipor	90	2-5/8"	2-1/16"	PMN20_ZN-VPR01(CG)	113, 108
2-1/2"	13/16"	Soft Rubber	80	3-1/8"	2-1/8"	PMN25_ZN-3R	113, 108
	13/16"	TPR	80	3-1/8"	2-1/8"	PMN25_ZN-TPR	113, 108
	13/16"	Hard Rubber	95	3-1/8"	2-1/8"	PMN25_ZN-3H	113, 108
	13/16"	Polyurethane	95	3-1/8"	2-1/8"	PMN25_ZN-TPU	113, 108
	13/16"	Polyolefin	95	3-1/8"	2-1/8"	PMN25_ZN-3E	113, 108
3"	13/16"	Soft Rubber	110	3-1/2"	2-1/2"	PMN30_ZN-3R	113, 108
	13/16"	TPR	110	3-1/2"	2-1/2"	PMN30_ZN-TPR	113, 108
	13/16"	Hard Rubber	120	3-1/2"	2-1/2"	PMN30_ZN-3H	113, 108
	13/16"	Polyurethane	120	3-1/2"	2-1/2"	PMN30_ZN-TPU	113, 108
	13/16"	Polyolefin	120	3-1/2"	2-1/2"	PMN30_ZN-3E	113, 108
	13/16"	Monotech	120	3-1/2"	2-1/2"	PMN30_ZN-MNT	113, 108
	13/16"	Vipor	120	3-1/2"	2-1/2"	PMN30_ZN-VPR01(CG)	113, 108



To order include fastener code.
Example: PMN20**113**ZN-3R.

Baron Spherical Wheel Casters



Features

- Double ball bearing raceways
- Octagon washer on threaded stem for easy installation
- 2" model is heat treated

Applications

- Furniture
- Fixtures
- Medical Equipment
- Office Equipment

Options

Finishes: Bright Chrome [BC], Metalized Brass [MB] and Windsor Antique [WA].

RoHS Compliant: Available upon request.

Wheel Selection



1-5/8" Spherical Soft Rubber

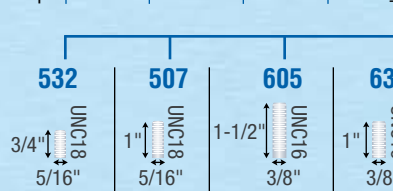


2" Spherical Polyolefin



Threaded Stem Models

Wheel Dia.	Wheel Description	Finish Option	Dynamic Load	Mounting Height	Swivel Radius	Part Number	Fastening Selection
1-5/8"	Spherical Soft Rubber	Metalized Brass	70	2-5/16"	1-3/4"	PBH16__MB-3RD	532, 507
	Spherical Soft Rubber	Windsor Antique	70	2-5/16"	1-3/4"	PBH16__WA-3RD	532, 507
2"	Spherical Polyolefin	Bright Chrome	80	2-5/8"	2-1/4"	PBH20__BC-3ED	525, 532, 507, 634, 605
	Spherical Polyolefin	Metalized Brass	80	2-5/8"	2-1/4"	PBH20__MB-3ED	525, 532, 507, 634, 605
	Spherical Polyolefin	Windsor Antique	80	2-5/8"	2-1/4"	PBH20__WA-3ED	525, 532, 507, 634, 605

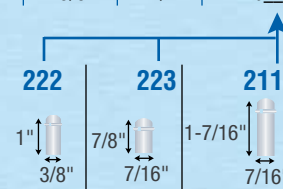


To order include fastener code.
Example:
PBH16532MB-3RD.



Grip Ring Stem Models

Wheel Dia.	Wheel Description	Finish Option	Dynamic Load	Mounting Height	Swivel Radius	Part Number	Fastening Selection
1-5/8"	Spherical Soft Rubber	Metalized Brass	70	2-5/16"	1-3/4"	PBH16__MB-3RD	223, 211
	Spherical Soft Rubber	Windsor Antique	70	2-5/16"	1-3/4"	PBH16__WA-3RD	223, 211
2"	Spherical Polyolefin	Bright Chrome	80	2-5/8"	2-1/4"	PBH20__BC-3ED	222, 223, 211
	Spherical Polyolefin	Metalized Brass	80	2-5/8"	2-1/4"	PBH20__MB-3ED	222, 223, 211
	Spherical Polyolefin	Windsor Antique	80	2-5/8"	2-1/4"	PBH20__WA-3ED	222, 223, 211



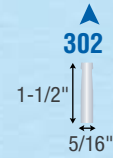
To order include fastener code.
Example:
PBH16223MB-3RD.

Baron Spherical Wheel Casters



Grip Neck Stem Models

Wheel Dia.	Wheel Description	Finish Option	Dynamic Load	Mounting Height	Swivel Radius	Part Number	Fastening Selection
1-5/8"	Spherical Soft Rubber	Metalized Brass	70	2-5/16"	1-3/4"	PBH16302MB-3RD	302
	Spherical Soft Rubber	Windsor Antique	70	2-5/16"	1-3/4"	PBH16302WA-3RD	302
2"	Spherical Polyolefin	Bright Chrome	80	2-5/8"	2-1/4"	PBH20302BC-3ED	302
	Spherical Polyolefin	Metalized Brass	80	2-5/8"	2-1/4"	PBH20302MB-3ED	302
	Spherical Polyolefin	Windsor Antique	80	2-5/8"	2-1/4"	PBH20302WA-3ED	302

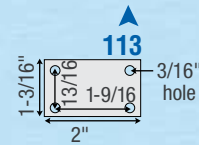


To order include fastener code.
Example:
PBH16302MB-3RD.



Swivel Top Plate Models

Wheel Dia.	Wheel Description	Finish Option	Dynamic Load	Mounting Height	Swivel Radius	Part Number	Fastening Selection
1-5/8"	Spherical Soft Rubber	Metalized Brass	70	2-5/16"	1-3/4"	PBH16113MB-3RD	113
	Spherical Soft Rubber	Windsor Antique	70	2-5/16"	1-3/4"	PBH16113WA-3RD	113
2"	Spherical Polyolefin	Bright Chrome	80	2-5/8"	2-1/4"	PBH20113BC-3ED	113
	Spherical Polyolefin	Metalized Brass	80	2-5/8"	2-1/4"	PBH20113MB-3ED	113
	Spherical Polyolefin	Windsor Antique	80	2-5/8"	2-1/4"	PBH20113WA-3ED	113



To order include fastener code.
Example:
PBH16113MB-3RD.

General Duty



Features

- Zinc finish
- RoHS Compliant
- Single race
- Nut and bolt axle
- Nickel plated kingpin for smooth swivel
- Economical

Applications

- Material Handling
- Institutional Equipment
- Industrial Equipment
- Furniture

Options

Brake: Brake option available on swivel models only.

Wheel Selection



Soft Rubber



Hard Rubber



Polyolefin



Steel



Friction Brake
Available on all swivel models. Swivel radius for 2" dia. model is 2-1/8", 3" dia. is 2-15/16", 2-1/2" dia. is 2-3/4" and 4" dia. is 3-9/16". Add [-B] at end of model.

Swivel and Rigid Top Plate Models

Wheel Dia.	Tread Width	Tread Type	Dynamic Load	Mounting Height	Swivel Radius	Swivel Model Number	Rigid Model Number	Top Plate Dimensions
2"	13/16"	Soft Rubber	90	2-1/2"	1-3/4"	PSQ20112ZN-3R	PRQ20122ZN-3R	112: Swivel: 1-7/8" x 2-9/16" 122: Rigid: 1-1/2" x 2-21/32" Bolt Spacing: (15/16" x 2-1/8") 1/4" Holes
	13/16"	Polyolefin	125	2-1/2"	1-3/4"	PSQ20112ZN-3E	PRQ20122ZN-3E	
	13/16"	Hard Rubber	125	2-1/2"	1-3/4"	PSQ20112ZN-3H	PRQ20122ZN-3H	
	13/16"	Steel	125	2-1/2"	1-3/4"	PSQ20112ZN-STL01(GG)	PRQ20122ZN-STL01(GG)	
2-1/2"	1-1/8"	Soft Rubber	100	3-1/4"	2-1/4"	PSQ25115ZN-3R	PRQ25123ZN-3R	115: Swivel: 2-3/4" x 3-7/8" Bolt Spacing Swivel: (1-3/4" x 3") 123: Rigid 2-1/8" x 4-3/8" Bolt Spacing Rigid: (1-1/16" x 3-1/2") 5/16" Holes
	1-1/8"	Polyolefin	175	3-1/4"	2-1/4"	PSQ25115ZN-3E	PRQ25123ZN-3E	
	1-1/8"	Hard Rubber	175	3-1/4"	2-1/4"	PSQ25115ZN-3H	PRQ25123ZN-3H	
	1-1/8"	Steel	175	3-1/4"	2-1/4"	PSQ25115ZN-STL01(GG)	PRQ25123ZN-STL01(GG)	
3"	1-1/4"	Soft Rubber	150	3-13/16"	2-7/16"	PSQ30119ZN-3R	PRQ30124ZN-3R	119: Swivel: 3-1/8" x 4-1/8" Bolt Swivel Spacing: (2-3/8" x 3-3/8" to 3-7/16") 124: Rigid: 2-5/16" x 4-7/8" Bolt Rigid Spacing: (1-3/16" x 4") 5/16" Holes
	1-1/4"	Polyolefin	210	3-13/16"	2-7/16"	PSQ30119ZN-3E	PRQ30124ZN-3E	
	1-1/4"	Hard Rubber	225	3-13/16"	2-7/16"	PSQ30119ZN-3H	PRQ30124ZN-3H	
	1-1/4"	Steel	225	3-13/16"	2-7/16"	PSQ30119ZN-STL01(GG)	PRQ30124ZN-STL01(GG)	
4"	1-3/8"	Soft Rubber	200	5"	3-7/16"	PSQ40121ZN-3R	PRQ40125ZN-3R	121: Swivel: 4" x 5-1/8" Bolt Swivel Spacing: (3" x 4") 125: Rigid: 3-1/16" x 6-1/8" Bolt Rigid Spacing: (1-3/4" x 5") 3/8" Holes
	1-3/8"	Polyolefin	250	5"	3-7/16"	PSQ40121ZN-3E	PRQ40125ZN-3E	
	1-3/8"	Hard Rubber	300	5"	3-7/16"	PSQ40121ZN-3H	PRQ40125ZN-3H	



Institutional



Features	Applications	Options
<ul style="list-style-type: none"> • Constructed of high-strength steel for added durability • NSF approved (less thread guards) • Dual ball bearing raceway • Zinc plated finish • 3/8" diameter nut and bolt axle • Plastic thread guards standard on 4" and 5" wheels with ball bearings 	<ul style="list-style-type: none"> • Hospital Equipment • Utility Carts • Store Fixtures • Institutional Equipment • Office Equipment • Food Service 	<p>Brakes: Tread Lock, Top Lock, Total Lock (locks wheel and swivel), and Direction Lock (locks swivel only). To order, see individual specification pages.</p> <p>Threaded Stem Washer Wrench: Holds caster in place while assembling to unit (see page 92). To order specify: [Wrench RE GS GT ZN].</p> <p>RoHS Compliant: Available upon request.</p>

Wheel Selection



Brake Selection



Institutional Hollow Kingpin Models



Top Lock Brake Add [TL] at end of model. Swivel radius 4-3/8".



Tread Lock Brake Add [TB] at end of model.

Hollow Kingpin Models

Wheel Dia.	Tread Width	Tread Type	Bearing Type	Thread Guard	Dynamic Load	Mounting Height	Swivel Radius	Part Number	Fastening Selection	
3"	1-1/4"	Hard Rubber	Plain	None	210	4-1/8"	2-7/8"	PGS30400ZN-HDR01(KK)	400	
	1-1/4"	Polyolefin	Plain	None	250	4-1/8"	2-7/8"	PGS30400ZN-POD01(KK)	400	
	1-1/4"	Soft Rubber	Plain	None	150	4-1/8"	2-7/8"	PGS30400ZN-SFR01(KK)	400	
	1-1/4"	TPR	Nylon	None	210	4-1/8"	2-7/8"	PGS30400ZN-TPR11(GG)	400	
	1-1/4"	TPR	Ball	None	210	4-1/8"	2-7/8"	PGS30400ZN-TPR21(GG)	400	
	1-1/4"	TPR	Precision	Full	210	4-1/8"	2-7/8"	PGS30400ZN-TPR33(GG)	400	
	1-1/4"	Urethane (Blue)	Ball	None	250	4-1/8"	2-7/8"	PGS30400ZN-TPU21(BG)	400	
	1-1/4"	Urethane (Grey)	Ball	None	250	4-1/8"	2-7/8"	PGS30400ZN-TPU21(GG)	400	
3-1/2"	1-1/4"	Hard Rubber	Plain	None	50	4-5/8"	3"	PGS35400ZN-HDR01(KK)	400	
	1-1/4"	Soft Rubber	Plain	None	150	4-5/8"	3"	PGS35400ZN-SFR01(KK)	400	
	1-1/4"	TPR	Nylon	None	250	4-5/8"	3"	PGS35400ZN-TPR11(GG)	400	
	1-1/4"	TPR	Ball	Partial	250	4-5/8"	3"	PGS35400ZN-TPR22(GG)	400	
	1-1/4"	MonoTech (Flat)	Precision	Partial	250	4-5/8"	3"	PGS35400ZN-FMT32(GG)	400	
	1-1/4"	MonoTech (Flat)	Delrin	None	250	4-5/8"	3"	PGS35400ZN-FMT11(GG)	400	
	1-1/4"	Urethane (Blue)	Ball	Partial	275	4-5/8"	3"	PGS35400ZN-TPU22(BG)	400	
	1-1/4"	Urethane (Grey)	Ball	Partial	275	4-5/8"	3"	PGS35400ZN-TPU22(GG)	400	
4"	1-1/4"	Hard Rubber	Plain	None	255	5-1/8"	3-3/8"	PGS40400ZN-HDR01(KK)	400	
	1-1/4"	Polyolefin	Plain	None	275	5-1/8"	3-3/8"	PGS40400ZN-POD01(KK)	400	
	1-1/4"	Soft Rubber	Plain	None	165	5-1/8"	3-3/8"	PGS40400ZN-SFR01(KK)	400	
	1-1/4"	TPR	Nylon	None	260	5-1/8"	3-3/8"	PGS40400ZN-TPR11(GG)	400	
	1-1/4"	TPR	Ball	Partial*	260	5-1/8"	3-3/8"	PGS40400ZN-TPR22(GG)	400	
	1-1/4"	TPR	Precision	Full	260	5-1/8"	3-3/8"	PGS40400ZN-TPR33(GG)	400	
	1-1/4"	MonoTech (Flat)	Precision	Partial	300	5-1/8"	3-3/8"	PGS40400ZN-FMT32(GG)	400	
	1-1/4"	MonoTech (Flat)	Delrin	None	300	5-1/8"	3-3/8"	PGS40400ZN-FMT11(GG)	400	
	1-1/4"	MonoTech (Donut)	Precision	Partial	250	5-1/8"	3-3/8"	PGS40400ZN-DMT32(GG)	400	
	1-1/4"	MonoTech (Donut)	Delrin	None	250	5-1/8"	3-3/8"	PGS40400ZN-DMT11(GG)	400	
	1-1/4"	Urethane (Blue)	Ball	Partial*	300	5-1/8"	3-3/8"	PGS40400ZN-TPU22(BG)	400	
	1-1/4"	Urethane (Grey)	Ball	Partial*	300	5-1/8"	3-3/8"	PGS40400ZN-TPU22(GG)	400	
	5"	1-1/4"	Hard Rubber	Plain	None	280	6-1/8"	4-1/4"	PGS50400ZN-HDR01(KK)	400
		1-1/4"	Polyolefin	Plain	None	300	6-1/8"	4-1/4"	PGS50400ZN-POD01(KK)	400
1-1/4"		Soft Rubber	Plain	None	200	6-1/8"	4-1/4"	PGS50400ZN-SFR01(KK)	400	
1-1/4"		TPR	Nylon	None	280	6-1/8"	4-1/4"	PGS50400ZN-TPR11(GG)	400	
1-1/4"		TPR	Ball	Partial*	280	6-1/8"	4-1/4"	PGS50400ZN-TPR22(GG)	400	
1-1/4"		TPR	Precision	Full	280	6-1/8"	4-1/4"	PGS50400ZN-TPR33(GG)	400	
1-1/4"		Urethane (Blue)	Ball	Partial*	315	6-1/8"	4-1/4"	PGS50400ZN-TPU22(BG)	400	
1-1/4"		Urethane (Grey)	Ball	Partial*	315	6-1/8"	4-1/4"	PGS50400ZN-TPU22(GG)	400	
1-1/4"		MonoTech (Flat)	Precision	Partial	325	6-1/8"	4-1/4"	PGS50400ZN-FMT32(GG)	400	
1-1/4"		MonoTech (Flat)	Delrin	None	325	6-1/8"	4-1/4"	PGS50400ZN-FMT11(GG)	400	
1-1/4"		MonoTech (Donut)	Precision	Partial	300	6-1/8"	4-1/4"	PGS50400ZN-DMT32(GG)	400	
1-1/4"		MonoTech (Donut)	Delrin	None	300	6-1/8"	4-1/4"	PGS50400ZN-DMT11(GG)	400	
6"		1-1/4"	TPR	Precision	Full	300	7-1/8"	4-1/2"	PGS60400ZN-TPR33(GG)	400
		1-1/4"	Urethane (Grey)	Precision	Full	300	7-1/8"	4-1/2"	PGS60400ZN-TPU33(GG)	400
	1-1/4"	Pneumatic (Grey)	Ball	None	150	7-1/8"	4-1/2"	PGS60400ZN-PNU21(GG)	400	
	1-1/4"	Pneumatic (Black)	Ball	None	150	7-1/8"	4-1/2"	PGS60400ZN-PNU21(KG)	400	
	1-1/4"	MonoTech (Donut)	Precision	Partial	325	7-1/8"	4-1/2"	PGS60400ZN-DMT32(GG)	400	
	1-1/4"	MonoTech (Donut)	Delrin	None	325	7-1/8"	4-1/2"	PGS60400ZN-DMT11(GG)	400	
	1-1/4"	Vipor	Ball	None	300	7-1/8"	4-1/2"	PGS60400ZN-VRP21(GG)	400	
	1-1/4"	No-Matic (Black)	Ball	None	150	7-1/8"	4-1/2"	PGS60400ZN-NOM21(KG)	400	
	1-1/4"	No-Matic (Grey)	Ball	None	150	7-1/8"	4-1/2"	PGS60400ZN-NOM21(GG)	400	

*To order 4" and 5" TPR ball bearing wheels less thread guard change 15th digit to "1"
(Example PGS40400ZN-TPR2**1**(GG)).

Institutional Threaded Stem Models



Top Lock Brake Add [TL] at end of model. Swivel radius 4-3/8".



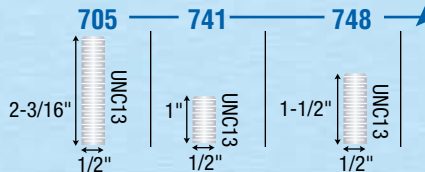
Tread Lock Brake Add [TB] at end of model.



Threaded Stem Models

Wheel Dia.	Tread Width	Tread Type	Bearing Type	Thread Guard	Dynamic Load	Mounting Height	Swivel Radius	Part Number	Fastening Selection	
3"	1-1/4"	Hard Rubber	Plain	None	210	4-1/8"	2-7/8"	PGS30_ZN-HDR01(KK)	741, 748, 705	
	1-1/4"	Polyolefin	Plain	None	250	4-1/8"	2-7/8"	PGS30_ZN-POD01(KK)	741, 748, 705	
	1-1/4"	Soft Rubber	Plain	None	150	4-1/8"	2-7/8"	PGS30_ZN-SFR01(KK)	741, 748, 705	
	1-1/4"	TPR	Nylon	None	210	4-1/8"	2-7/8"	PGS30_ZN-TPR11(GG)	741, 748, 705	
	1-1/4"	TPR	Ball	None	210	4-1/8"	2-7/8"	PGS30_ZN-TPR21(GG)	741, 748, 705	
	1-1/4"	TPR	Precision	Full	210	4-1/8"	2-7/8"	PGS30_ZN-TPR33(GG)	741, 748, 705	
	1-1/4"	Urethane (Blue)	Ball	None	250	4-1/8"	2-7/8"	PGS30_ZN-TPU21(BG)	741, 748, 705	
	1-1/4"	Urethane (Grey)	Ball	None	250	4-1/8"	2-7/8"	PGS30_ZN-TPU21(GG)	741, 748, 705	
3-1/2"	1-1/4"	Hard Rubber	Plain	None	250	4-5/8"	3"	PGS35_ZN-HDR01(KK)	741, 748, 705	
	1-1/4"	Soft Rubber	Plain	None	150	4-5/8"	3"	PGS35_ZN-SFR01(KK)	741, 748, 705	
	1-1/4"	TPR	Nylon	None	250	4-5/8"	3"	PGS35_ZN-TPR11(GG)	741, 748, 705	
	1-1/4"	TPR	Ball	Partial	250	4-5/8"	3"	PGS35_ZN-TPR22(GG)	741, 748, 705	
	1-1/4"	MonoTech (Flat)	Precision	Partial	250	4-5/8"	3"	PGS35_ZN-FMT32(GG)	741, 748, 705	
	1-1/4"	MonoTech (Flat)	Delrin	None	250	4-5/8"	3"	PGS35_ZN-FMT11(GG)	741, 748, 705	
	1-1/4"	Urethane (Blue)	Ball	Partial	275	4-5/8"	3"	PGS35_ZN-TPU22(BG)	741, 748, 705	
	1-1/4"	Urethane (Grey)	Ball	Partial	275	4-5/8"	3"	PGS35_ZN-TPU22(GG)	741, 748, 705	
4"	1-1/4"	Hard Rubber	Plain	None	255	5-1/8"	3-3/8"	PGS40_ZN-HDR01(KK)	741, 748, 705	
	1-1/4"	Polyolefin	Plain	None	275	5-1/8"	3-3/8"	PGS40_ZN-POD01(KK)	741, 748, 705	
	1-1/4"	Soft Rubber	Plain	None	165	5-1/8"	3-3/8"	PGS40_ZN-SFR01(KK)	741, 748, 705	
	1-1/4"	TPR	Nylon	None	260	5-1/8"	3-3/8"	PGS40_ZN-TPR11(GG)	741, 748, 705	
	1-1/4"	TPR	Ball	Partial*	260	5-1/8"	3-3/8"	PGS40_ZN-TPR22(GG)	741, 748, 705	
	1-1/4"	TPR	Precision	Full	260	5-1/8"	3-3/8"	PGS40_ZN-TPR33(GG)	741, 748, 705	
	1-1/4"	MonoTech (Flat)	Precision	Partial	300	5-1/8"	3-3/8"	PGS40_ZN-FMT32(GG)	741, 748, 705	
	1-1/4"	MonoTech (Flat)	Delrin	None	300	5-1/8"	3-3/8"	PGS40_ZN-FMT11(GG)	741, 748, 705	
	1-1/4"	MonoTech (Donut)	Precision	Partial	250	5-1/8"	3-3/8"	PGS40_ZN-DMT32(GG)	741, 748, 705	
	1-1/4"	MonoTech (Donut)	Delrin	None	250	5-1/8"	3-3/8"	PGS40_ZN-DMT11(GG)	741, 748, 705	
	1-1/4"	Urethane (Blue)	Ball	Partial*	300	5-1/8"	3-3/8"	PGS40_ZN-TPU22(BG)	741, 748, 705	
	1-1/4"	Urethane (Grey)	Ball	Partial*	300	5-1/8"	3-3/8"	PGS40_ZN-TPU22(GG)	741, 748, 705	
	5"	1-1/4"	Hard Rubber	Plain	None	280	6-1/8"	4-1/4"	PGS50_ZN-HDR01(KK)	741, 748, 705
		1-1/4"	Polyolefin	Plain	None	300	6-1/8"	4-1/4"	PGS50_ZN-POD01(KK)	741, 748, 705
1-1/4"		Soft Rubber	Plain	None	200	6-1/8"	4-1/4"	PGS50_ZN-SFR01(KK)	741, 748, 705	
1-1/4"		TPR	Nylon	None	280	6-1/8"	4-1/4"	PGS50_ZN-TPR11(GG)	741, 748, 705	
1-1/4"		TPR	Ball	Partial*	280	6-1/8"	4-1/4"	PGS50_ZN-TPR22(GG)	741, 748, 705	
1-1/4"		TPR	Precision	Full	280	6-1/8"	4-1/4"	PGS50_ZN-TPR33(GG)	741, 748, 705	
1-1/4"		Urethane (Blue)	Ball	Partial*	315	6-1/8"	4-1/4"	PGS50_ZN-TPU22(BG)	741, 748, 705	
1-1/4"		Urethane (Grey)	Ball	Partial*	315	6-1/8"	4-1/4"	PGS50_ZN-TPU22(GG)	741, 748, 705	
1-1/4"		MonoTech (Flat)	Precision	Partial	325	6-1/8"	4-1/4"	PGS50_ZN-FMT32(GG)	741, 748, 705	
1-1/4"		MonoTech (Flat)	Delrin	None	325	6-1/8"	4-1/4"	PGS50_ZN-FMT11(GG)	741, 748, 705	
1-1/4"		MonoTech (Donut)	Precision	Partial	300	6-1/8"	4-1/4"	PGS50_ZN-DMT32(GG)	741, 748, 705	
1-1/4"		MonoTech (Donut)	Delrin	None	300	6-1/8"	4-1/4"	PGS50_ZN-DMT11(GG)	741, 748, 705	
6"		1-1/4"	TPR	Precision	Full	300	7-1/8"	4-1/2"	PGS60_ZN-TPR33(GG)	741, 748
		1-1/4"	Urethane (Grey)	Precision	Full	300	7-1/8"	4-1/2"	PGS60_ZN-TPU33(GG)	741, 748
	1-1/4"	Pneumatic (Grey)	Ball	None	150	7-1/8"	4-1/2"	PGS60_ZN-PNU21(KG)	741, 748	
	1-1/4"	Pneumatic (Black)	Ball	None	150	7-1/8"	4-1/2"	PGS60_ZN-PNU21(KG)	741, 748	
	1-1/4"	MonoTech (Donut)	Precision	Partial	325	7-1/8"	4-1/2"	PGS60_ZN-DMT32(GG)	741, 748	
	1-1/4"	MonoTech (Donut)	Delrin	None	325	7-1/8"	4-1/2"	PGS60_ZN-DMT11(GG)	741, 748	
	1-1/4"	Vipor	Ball	None	300	7-1/8"	4-1/2"	PGS60_ZN-VPR21(GG)	741, 748	
	1-1/4"	No-Matic (Black)	Ball	None	150	7-1/8"	4-1/2"	PGS60_ZN-NOM21(KG)	741, 748	
	1-1/4"	No-Matic (Grey)	Ball	None	150	7-1/8"	4-1/2"	PGS60_ZN-NOM21(GG)	741, 748	

*To order 4" and 5" TPR ball bearing wheels less thread guard change 15th digit to "1" (Example PGS40741ZN-TPR21(GG)).



To order include fastener code. Example: PGS30**741**ZN-HDR01(KK)

Institutional Grip Ring Stem Models



Top Lock Brake Add [TL] at end of model. Swivel radius 4-3/8".

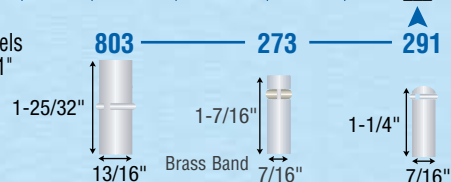


Tread Lock Brake Add [TB] at end of model.

Grip Ring Stem Models

Wheel Dia.	Tread Width	Tread Type	Bearing Type	Thread Guard	Dynamic Load	Mounting Height	Swivel Radius	Part Number	Fastening Selection	
3"	1-1/4"	Hard Rubber	Plain	None	210	4-1/8"	2-7/8"	PGS30_ZN-HDR01(KK)	291, 803	
	1-1/4"	Polyolefin	Plain	None	250	4-1/8"	2-7/8"	PGS30_ZN-POD01(KK)	291, 803	
	1-1/4"	Soft Rubber	Plain	None	150	4-1/8"	2-7/8"	PGS30_ZN-SFR01(KK)	291, 803	
	1-1/4"	TPR	Nylon	None	210	4-1/8"	2-7/8"	PGS30_ZN-TPR11(GG)	291, 803	
	1-1/4"	TPR	Ball	None	210	4-1/8"	2-7/8"	PGS30_ZN-TPR21(GG)	291, 803	
	1-1/4"	TPR	Precision	Full	210	4-1/8"	2-7/8"	PGS30_ZN-TPR33(GG)	291, 803	
	1-1/4"	Urethane (Blue)	Ball	None	250	4-1/8"	2-7/8"	PGS30_ZN-TPU21(BG)	291, 803	
	1-1/4"	Urethane (Grey)	Ball	None	250	4-1/8"	2-7/8"	PGS30_ZN-TPU21(GG)	291, 803	
3-1/2"	1-1/4"	Hard Rubber	Plain	None	250	4-5/8"	3"	PGS35_ZN-HDR01(KK)	291, 803	
	1-1/4"	Soft Rubber	Plain	None	150	4-5/8"	3"	PGS35_ZN-SFR01(KK)	291, 803	
	1-1/4"	TPR	Nylon	None	250	4-5/8"	3"	PGS35_ZN-TPR11(GG)	291, 803	
	1-1/4"	TPR	Ball	Partial	250	4-5/8"	3"	PGS35_ZN-TPR22(GG)	291, 803	
	1-1/4"	MonoTech (Flat)	Precision	Partial	250	4-5/8"	3"	PGS35_ZN-FMT32(GG)	291, 803	
	1-1/4"	MonoTech (Flat)	Delrin	None	250	4-5/8"	3"	PGS35_ZN-FMT11(GG)	291, 803	
	1-1/4"	Urethane (Blue)	Ball	None	275	4-5/8"	3"	PGS35_ZN-TPU21(BG)	291, 803	
	1-1/4"	Urethane (Grey)	Ball	None	275	4-5/8"	3"	PGS35_ZN-TPU21(GG)	291, 803	
4"	1-1/4"	Hard Rubber	Plain	None	255	5-1/8"	3-3/8"	PGS40_ZN-HDR01(KK)	291, 803	
	1-1/4"	Polyolefin	Plain	None	275	5-1/8"	3-3/8"	PGS40_ZN-POD01(KK)	291, 803	
	1-1/4"	Soft Rubber	Plain	None	165	5-1/8"	3-3/8"	PGS40_ZN-SFR01(KK)	291, 803	
	1-1/4"	TPR	Nylon	None	260	5-1/8"	3-3/8"	PGS40_ZN-TPR11(GG)	291, 803	
	1-1/4"	TPR	Ball	Partial*	260	5-1/8"	3-3/8"	PGS40_ZN-TPR22(GG)	291, 803	
	1-1/4"	TPR	Precision	Full	260	5-1/8"	3-3/8"	PGS40_ZN-TPR33(GG)	291, 803	
	1-1/4"	MonoTech (Flat)	Precision	Partial	300	5-1/8"	3-3/8"	PGS40_ZN-FMT32(GG)	291, 803	
	1-1/4"	MonoTech (Flat)	Delrin	None	300	5-1/8"	3-3/8"	PGS40_ZN-FMT11(GG)	291, 803	
	1-1/4"	MonoTech (Donut)	Precision	Partial	250	5-1/8"	3-3/8"	PGS40_ZN-DMT32(GG)	291, 803	
	1-1/4"	MonoTech (Donut)	Delrin	None	250	5-1/8"	3-3/8"	PGS40_ZN-DMT11(GG)	291, 803	
	1-1/4"	Urethane (Blue)	Ball	Partial*	300	5-1/8"	3-3/8"	PGS40_ZN-TPU22(BG)	291, 803	
	1-1/4"	Urethane (Grey)	Ball	Partial*	300	5-1/8"	3-3/8"	PGS40_ZN-TPU22(GG)	291, 803	
	5"	1-1/4"	Hard Rubber	Plain	None	280	6-1/8"	4-1/4"	PGS50_ZN-HDR01(KK)	291, 803
		1-1/4"	Polyolefin	Plain	None	300	6-1/8"	4-1/4"	PGS50_ZN-POD01(KK)	291, 803
1-1/4"		Soft Rubber	Plain	None	200	6-1/8"	4-1/4"	PGS50_ZN-SFR01(KK)	291, 803	
1-1/4"		TPR	Nylon	None	280	6-1/8"	4-1/4"	PGS50_ZN-TPR11(GG)	291, 803	
1-1/4"		TPR	Ball	Partial*	280	6-1/8"	4-1/4"	PGS50_ZN-TPR22(GG)	291, 803	
1-1/4"		TPR	Precision	Full	280	6-1/8"	4-1/4"	PGS50_ZN-TPR33(GG)	291, 803	
1-1/4"		Urethane (Blue)	Ball	Partial*	315	6-1/8"	4-1/4"	PGS50_ZN-TPU22(BG)	291, 803	
1-1/4"		Urethane (Grey)	Ball	Partial*	315	6-1/8"	4-1/4"	PGS50_ZN-TPU22(GG)	291, 803	
1-1/4"		MonoTech (Flat)	Precision	Partial	325	6-1/8"	4-1/4"	PGS50_ZN-FMT32(GG)	291, 803	
1-1/4"		MonoTech (Flat)	Delrin	None	325	6-1/8"	4-1/4"	PGS50_ZN-FMT11(GG)	291, 803	
1-1/4"		MonoTech (Donut)	Precision	Partial	300	6-1/8"	4-1/4"	PGS50_ZN-DMT32(GG)	291, 803	
1-1/4"		MonoTech (Donut)	Delrin	None	300	6-1/8"	4-1/4"	PGS50_ZN-DMT11(GG)	291, 803	
6"		1-1/4"	TPR	Precision	Full	300	7-1/8"	4-1/2"	PGS60_ZN-TPR33(GG)	291, 273, 803
		1-1/4"	Urethane (Grey)	Precision	Full	300	7-1/8"	4-1/2"	PGS60_ZN-TPU33(GG)	291, 273, 803
	1-1/4"	Pneumatic (Grey)	Ball	None	150	7-1/8"	4-1/2"	PGS60_ZN-PNU21(GG)	291, 273, 803	
	1-1/4"	Pneumatic (Black)	Ball	None	150	7-1/8"	4-1/2"	PGS60_ZN-PNU21(KG)	291, 273, 803	
	1-1/4"	MonoTech (Donut)	Precision	Partial	325	7-1/8"	4-1/2"	PGS60_ZN-DMT32(GG)	291, 273, 803	
	1-1/4"	MonoTech (Donut)	Delrin	None	325	7-1/8"	4-1/2"	PGS60_ZN-DMT11(GG)	291, 273, 803	
	1-1/4"	Vipor	Ball	None	300	7-1/8"	4-1/2"	PGS60_ZN-VPR21(CG)	291, 273, 803	
	1-1/4"	No-Matic (Black)	Ball	None	150	7-1/8"	4-1/2"	PGS60_ZN-NOM21(KG)	291, 273, 803	
	1-1/4"	No-Matic (Grey)	Ball	None	150	7-1/8"	4-1/2"	PGS60_ZN-NOM21(CG)	291, 273, 803	

To order 4" and 5" TPR ball bearing wheels less thread guard change 15th digit to "1" Example PGS40291ZN-TPR21(GG).



Institutional Expanding Adapter Stems



Top Lock Brake Add [TL] at end of model. Swivel radius 4-3/8".



Tread Lock Brake Add [TB] at end of model.

Expanding Adapter Stem Models

Wheel Dia.	Tread Width	Tread Type	Bearing Type	Thread Guard	Dynamic Load	Mounting Height	Swivel Radius	Part Number	Fastening Selection
3"	1-1/4"	Hard Rubber	Plain	None	210	4-1/8"	2-7/8"	PGS30_ZN-HDR01(KK)	440-455
	1-1/4"	Polyolefin	Plain	None	250	4-1/8"	2-7/8"	PGS30_ZN-POD01(KK)	440-455
	1-1/4"	Soft Rubber	Plain	None	150	4-1/8"	2-7/8"	PGS30_ZN-SFR01(KK)	440-455
	1-1/4"	TPR	Nylon	None	210	4-1/8"	2-7/8"	PGS30_ZN-TPR11(GG)	440-455
	1-1/4"	TPR	Ball	None	210	4-1/8"	2-7/8"	PGS30_ZN-TPR21(GG)	440-455
	1-1/4"	TPR	Precision	Full	210	4-1/8"	2-7/8"	PGS30_ZN-TPR33(GG)	440-455
	1-1/4"	Urethane (Blue)	Ball	None	250	4-1/8"	2-7/8"	PGS30_ZN-TPU21(BG)	440-455
	1-1/4"	Urethane (Grey)	Ball	None	250	4-1/8"	2-7/8"	PGS30_ZN-TPU21(GG)	440-455
3-1/2"	1-1/4"	Hard Rubber	Plain	None	250	4-5/8"	3"	PGS35_ZN-HDR01(KK)	440-455
	1-1/4"	Soft Rubber	Plain	None	150	4-5/8"	3"	PGS35_ZN-SFR01(KK)	440-455
	1-1/4"	TPR	Nylon	None	250	4-5/8"	3"	PGS35_ZN-TPR11(GG)	440-455
	1-1/4"	TPR	Ball	Partial	250	4-5/8"	3"	PGS35_ZN-TPR22(GG)	440-455
	1-1/4"	MonoTech (Flat)	Precision	Partial	250	4-5/8"	3"	PGS35_ZN-FMT32(GG)	440-455
	1-1/4"	MonoTech (Flat)	Delrin	None	250	4-5/8"	3"	PGS35_ZN-FMT11(GG)	440-455
	1-1/4"	Urethane (Blue)	Ball	Partial	275	4-5/8"	3"	PGS35_ZN-TPU22(BG)	440-455
	1-1/4"	Urethane (Grey)	Ball	Partial	275	4-5/8"	3"	PGS35_ZN-TPU22(GG)	440-455
4"	1-1/4"	Hard Rubber	Plain	None	255	5-1/8"	3-3/8"	PGS40_ZN-HDR01(KK)	440-455
	1-1/4"	Polyolefin	Plain	None	275	5-1/8"	3-3/8"	PGS40_ZN-POD01(KK)	440-455
	1-1/4"	Soft Rubber	Plain	None	165	5-1/8"	3-3/8"	PGS40_ZN-SFR01(KK)	440-455
	1-1/4"	TPR	Nylon	None	260	5-1/8"	3-3/8"	PGS40_ZN-TPR11(GG)	440-455
	1-1/4"	TPR	Ball	Partial*	260	5-1/8"	3-3/8"	PGS40_ZN-TPR22(GG)	440-455
	1-1/4"	TPR	Precision	Full	260	5-1/8"	3-3/8"	PGS40_ZN-TPR33(GG)	440-455
	1-1/4"	MonoTech (Flat)	Precision	Partial	300	5-1/8"	3-3/8"	PGS40_ZN-FMT32(GG)	440-455
	1-1/4"	MonoTech (Flat)	Delrin	None	300	5-1/8"	3-3/8"	PGS40_ZN-FMT11(GG)	440-455
	1-1/4"	MonoTech (Donut)	Precision	Partial	250	5-1/8"	3-3/8"	PGS40_ZN-DMT32(GG)	440-455
	1-1/4"	MonoTech (Donut)	Delrin	None	250	5-1/8"	3-3/8"	PGS40_ZN-DMT11(GG)	440-455
	1-1/4"	Urethane (Blue)	Ball	Partial*	300	5-1/8"	3-3/8"	PGS40_ZN-TPU22(BG)	440-455
	1-1/4"	Urethane (Grey)	Ball	Partial*	300	5-1/8"	3-3/8"	PGS40_ZN-TPU22(GG)	440-455
	5"	1-1/4"	Hard Rubber	Plain	None	280	6-1/8"	4-1/4"	PGS50_ZN-HDR01(KK)
1-1/4"		Polyolefin	Plain	None	300	6-1/8"	4-1/4"	PGS50_ZN-POD01(KK)	440-455
1-1/4"		Soft Rubber	Plain	None	200	6-1/8"	4-1/4"	PGS50_ZN-SFR01(KK)	440-455
1-1/4"		TPR	Nylon	None	280	6-1/8"	4-1/4"	PGS50_ZN-TPR11(GG)	440-455
1-1/4"		TPR	Ball	Partial*	280	6-1/8"	4-1/4"	PGS50_ZN-TPR22(GG)	440-455
1-1/4"		TPR	Precision	Full	280	6-1/8"	4-1/4"	PGS50_ZN-TPR33(GG)	440-455
1-1/4"		Urethane (Blue)	Ball	Partial*	315	6-1/8"	4-1/4"	PGS50_ZN-TPU22(BG)	440-455
1-1/4"		Urethane (Grey)	Ball	Partial*	315	6-1/8"	4-1/4"	PGS50_ZN-TPU22(GG)	440-455
1-1/4"		MonoTech (Flat)	Precision	Partial	325	6-1/8"	4-1/4"	PGS50_ZN-FMT32(GG)	440-455
1-1/4"		MonoTech (Flat)	Delrin	None	325	6-1/8"	4-1/4"	PGS50_ZN-FMT11(GG)	440-455
1-1/4"		MonoTech (Donut)	Precision	Partial	300	6-1/8"	4-1/4"	PGS50_ZN-DMT32(GG)	440-455
1-1/4"		MonoTech (Donut)	Delrin	None	300	6-1/8"	4-1/4"	PGS50_ZN-DMT11(GG)	440-455
6"		1-1/4"	TPR	Precision	Full	300	7-1/8"	4-1/2"	PGS60_ZN-TPR33(GG)
	1-1/4"	Urethane (Grey)	Precision	Full	300	7-1/8"	4-1/2"	PGS60_ZN-TPU33(GG)	440-455
	1-1/4"	Pneumatic (Grey)	Ball	None	150	7-1/8"	4-1/2"	PGS60_ZN-PNU21(GG)	440-455
	1-1/4"	Pneumatic (Black)	Ball	None	150	7-1/8"	4-1/2"	PGS60_ZN-PNU21(KG)	440-455
	1-1/4"	MonoTech (Donut)	Precision	Partial	325	7-1/8"	4-1/2"	PGS60_ZN-DMT32(GG)	440-455
	1-1/4"	MonoTech (Donut)	Delrin	None	325	7-1/8"	4-1/2"	PGS60_ZN-DMT11(GG)	440-455
	1-1/4"	Vipor	Ball	None	300	7-1/8"	4-1/2"	PGS60_ZN-VPR21(CG)	440-455
	1-1/4"	No-Matic (Black)	Ball	None	150	7-1/8"	4-1/2"	PGS60_ZN-NOM21(KG)	440-455
	1-1/4"	No-Matic (Grey)	Ball	None	150	7-1/8"	4-1/2"	PGS60_ZN-NOM21(GG)	440-455

*To order 4" and 5" TPR ball bearing wheels less thread guard change 15th digit to "1"
Example PGS40440ZN-TPR21(GG).

Round 3/4"-13/16" **440**
 Round 7/8"-15/16" **441**
 Round 1" - 1-1/16" **442**
 Round 1-1/8" - 1-3/16" **443**
 Round 1-1/4" - 1-5/16" **444**
 Round 1-3/8" - 1-7/16" **445**
 Round 1-1/2" - 1-9/16" **446**
 Round 1-5/8" - 1-11/16" **447**
 Square 7/8"-15/16" **451**
 Square 1" - 1-1/16" **452**
 Square 1-1/8" - 1-3/16" **453**
 Square 1-1/4" - 1-5/16" **454**
 Square 1-3/8" - 1-7/16" **455**

To order include fastener code.
 Example:
 (PGS30**440**ZN-HDR01(KK)).

Institutional Swivel Top Plate Models

Swivel Top Plate Models

Wheel Dia.	Tread Width	Tread Type	Bearing Type	Thread Guard	Dynamic Load	Mounting Height	Swivel Radius	Part Number	Fastening Selection
3"	1-1/4"	Hard Rubber	Plain	None	210	4-1/4"	2-7/8"	PGS30120ZN-HDR01(KK)	120
	1-1/4"	Polyolefin	Plain	None	250	4-1/4"	2-7/8"	PGS30120ZN-POD01(KK)	120
	1-1/4"	Soft Rubber	Plain	None	150	4-1/4"	2-7/8"	PGS30120ZN-SFR01(KK)	120
	1-1/4"	TPR	Nylon	None	210	4-1/4"	2-7/8"	PGS30120ZN-TPR11(GG)	120
	1-1/4"	TPR	Ball	None	210	4-1/4"	2-7/8"	PGS30120ZN-TPR21(GG)	120
	1-1/4"	TPR	Precision	Full	210	4-1/4"	2-7/8"	PGS30120ZN-TPR33(GG)	120
	1-1/4"	Urethane (Blue)	Ball	None	250	4-1/4"	2-7/8"	PGS30120ZN-TPU21(BG)	120
	1-1/4"	Urethane (Grey)	Ball	None	250	4-1/4"	2-7/8"	PGS30120ZN-TPU21(GG)	120
3-1/2"	1-1/4"	Hard Rubber	Plain	None	250	4-3/4"	3"	PGS35120ZN-HDR01(KK)	120
	1-1/4"	Soft Rubber	Plain	None	150	4-3/4"	3"	PGS35120ZN-SFR01(KK)	120
	1-1/4"	TPR	Nylon	None	250	4-3/4"	3"	PGS35120ZN-TPR11(GG)	120
	1-1/4"	TPR	Ball	Partial	250	4-3/4"	3"	PGS35120ZN-TPR22(GG)	120
	1-1/4"	MonoTech (Flat)	Precision	Partial	250	4-3/4"	3"	PGS35120ZN-FMT32(GG)	120
	1-1/4"	MonoTech (Flat)	Delrin	None	250	4-3/4"	3"	PGS35120ZN-FMT11(GG)	120
	1-1/4"	Urethane (Blue)	Ball	Partial	275	4-3/4"	3"	PGS35120ZN-TPU22(BG)	120
	1-1/4"	Urethane (Grey)	Ball	Partial	275	4-3/4"	3"	PGS35120ZN-TPU22(GG)	120
4"	1-1/4"	Hard Rubber	Plain	None	255	5-1/4"	3-3/8"	PGS40120ZN-HDR01(KK)	120
	1-1/4"	Polyolefin	Plain	None	275	5-1/4"	3-3/8"	PGS40120ZN-POD01(KK)	120
	1-1/4"	Soft Rubber	Plain	None	165	5-1/4"	3-3/8"	PGS40120ZN-SFR01(KK)	120
	1-1/4"	TPR	Nylon	None	260	5-1/4"	3-3/8"	PGS40120ZN-TPR11(GG)	120
	1-1/4"	TPR	Ball	Partial*	260	5-1/4"	3-3/8"	PGS40120ZN-TPR22(GG)	120
	1-1/4"	TPR	Precision	Full	260	5-1/4"	3-3/8"	PGS40120ZN-TPR33(GG)	120
	1-1/4"	MonoTech (Flat)	Precision	Partial	300	5-1/4"	3-3/8"	PGS40120ZN-FMT32(GG)	120
	1-1/4"	MonoTech (Flat)	Delrin	None	300	5-1/4"	3-3/8"	PGS40120ZN-FMT11(GG)	120
	1-1/4"	MonoTech (Donut)	Precision	Partial	250	5-1/4"	3-3/8"	PGS40120ZN-DMT32(GG)	120
	1-1/4"	MonoTech (Donut)	Delrin	None	250	5-1/4"	3-3/8"	PGS40120ZN-DMT11(GG)	120
	1-1/4"	Urethane (Blue)	Ball	Partial*	300	5-1/4"	3-3/8"	PGS40120ZN-TPU22(BG)	120
	1-1/4"	Urethane (Grey)	Ball	Partial*	300	5-1/4"	3-3/8"	PGS40120ZN-TPU22(GG)	120
	5"	1-1/4"	Hard Rubber	Plain	None	280	6-1/4"	4-1/4"	PGS50120ZN-HDR01(KK)
1-1/4"		Polyolefin	Plain	None	300	6-1/4"	4-1/4"	PGS50120ZN-POD01(KK)	120
1-1/4"		Soft Rubber	Plain	None	200	6-1/4"	4-1/4"	PGS50120ZN-SFR01(KK)	120
1-1/4"		TPR	Nylon	None	280	6-1/4"	4-1/4"	PGS50120ZN-TPR11(GG)	120
1-1/4"		TPR	Ball	Partial*	280	6-1/4"	4-1/4"	PGS50120ZN-TPR22(GG)	120
1-1/4"		TPR	Precision	Full	280	6-1/4"	4-1/4"	PGS50120ZN-TPR33(GG)	120
1-1/4"		Urethane (Blue)	Ball	Partial*	315	6-1/4"	4-1/4"	PGS50120ZN-TPU22(BG)	120
1-1/4"		Urethane (Grey)	Ball	Partial*	315	6-1/4"	4-1/4"	PGS50120ZN-TPU22(GG)	120
1-1/4"		MonoTech (Flat)	Precision	Partial	325	6-1/4"	4-1/4"	PGS50120ZN-FMT32(GG)	120
1-1/4"		MonoTech (Flat)	Delrin	None	325	6-1/4"	4-1/4"	PGS50120ZN-FMT11(GG)	120
1-1/4"		MonoTech (Donut)	Precision	Partial	300	6-1/4"	4-1/4"	PGS50120ZN-DMT32(GG)	120
1-1/4"		MonoTech (Donut)	Delrin	None	300	6-1/4"	4-1/4"	PGS50120ZN-DMT11(GG)	120
6"		1-1/4"	TPR	Precision	Full	300	7-1/4"	4-1/2"	PGS60120ZN-TPR33(GG)
	1-1/4"	Urethane (Grey)	Precision	Full	300	7-1/4"	4-1/2"	PGS60120ZN-TPU33(GG)	120
	1-1/4"	Pneumatic (Grey)	Ball	None	150	7-1/4"	4-1/2"	PGS60120ZN-PNU21(GG)	120
	1-1/4"	Pneumatic (Black)	Ball	None	150	7-1/4"	4-1/2"	PGS60120ZN-PNU21(KG)	120
	1-1/4"	MonoTech (Donut)	Precision	Partial	325	7-1/4"	4-1/2"	PGS60120ZN-DMT32(GG)	120
	1-1/4"	MonoTech (Donut)	Delrin	None	325	7-1/4"	4-1/2"	PGS60120ZN-DMT11(GG)	120
	1-1/4"	Vipor	Ball	None	300	7-1/4"	4-1/2"	PGS60120ZN-VPR21(GG)	120
	1-1/4"	No-Matic (Black)	Ball	None	150	7-1/4"	4-1/2"	PGS60120ZN-NOM21(KG)	120
	1-1/4"	No-Matic (Grey)	Ball	None	150	7-1/4"	4-1/2"	PGS60120ZN-NOM21(GG)	120



Top Lock Brake Add [TL] at end of model. Swivel radius 4-3/8".

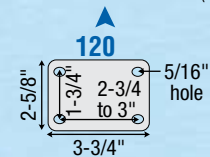


Tread Lock Brake Add [TB] at end of model.



Total Lock Brake
Change 3rd digit to "T".
Swivel radius 4-3/8". Example:
PGT30120ZN-TPR11(GG).

*To order 4" and 5" TPR ball bearing wheels less thread guard change 15th digit to "1" Example PGS401201ZN-TPR21(GG).



Direction Lock Locks wheel swivel only, does not brake wheel. To order change 3rd digit to "D" (5" model only. Swivel radius is 4-3/8"). Example: PGD50120ZN-TPR21GG

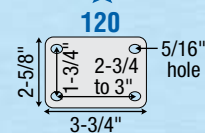
Institutional Rigid Top Plate Models



Rigid Top Plate Models

Wheel Dia.	Tread Width	Tread Type	Bearing Type	Thread Guard	Dynamic Load	Mounting Height	Swivel Radius	Part Number	Fastening Selection
3"	1-1/4"	Hard Rubber	Plain	None	210	4-1/4"	N/A	PGR30120ZN-HDR01(KK)	120
	1-1/4"	Polyolefin	Plain	None	250	4-1/4"	N/A	PGR30120ZN-POD01(KK)	120
	1-1/4"	Soft Rubber	Plain	None	150	4-1/4"	N/A	PGR30120ZN-SFR01(KK)	120
	1-1/4"	TPR	Nylon	None	210	4-1/4"	N/A	PGR30120ZN-TPR11(GG)	120
	1-1/4"	TPR	Ball	None	210	4-1/4"	N/A	PGR30120ZN-TPR21(GG)	120
	1-1/4"	TPR	Precision	Full	210	4-1/4"	N/A	PGR30120ZN-TPR33(GG)	120
	1-1/4"	Urethane (Blue)	Ball	None	250	4-1/4"	N/A	PGR30120ZN-TPU21(BG)	120
	1-1/4"	Urethane (Grey)	Ball	None	250	4-1/4"	N/A	PGR30120ZN-TPU21(GG)	120
3-1/2"	1-1/4"	Hard Rubber	Plain	None	250	4-3/4"	N/A	PGR35120ZN-HDR01(KK)	120
	1-1/4"	Soft Rubber	Plain	None	150	4-3/4"	N/A	PGR35120ZN-SFR01(KK)	120
	1-1/4"	TPR	Nylon	None	250	4-3/4"	N/A	PGR35120ZN-TPR11(GG)	120
	1-1/4"	TPR	Ball	Partial	250	4-3/4"	N/A	PGR35120ZN-TPR22(GG)	120
	1-1/4"	MonoTech (Flat)	Precision	Partial	250	4-3/4"	N/A	PGR35120ZN-FMT32(GG)	120
	1-1/4"	MonoTech (Flat)	Delrin	None	250	4-3/4"	N/A	PGR35120ZN-FMT11(GG)	120
	1-1/4"	Urethane (Blue)	Ball	Partial	275	4-3/4"	N/A	PGR35120ZN-TPU22(BG)	120
	1-1/4"	Urethane (Grey)	Ball	Partial	275	4-3/4"	N/A	PGR35120ZN-TPU22(GG)	120
4"	1-1/4"	Hard Rubber	Plain	None	255	5-1/4"	N/A	PGR40120ZN-HDR01(KK)	120
	1-1/4"	Polyolefin	Plain	None	275	5-1/4"	N/A	PGR40120ZN-POD01(KK)	120
	1-1/4"	Soft Rubber	Plain	None	165	5-1/4"	N/A	PGR40120ZN-SFR01(KK)	120
	1-1/4"	TPR	Nylon	None	260	5-1/4"	N/A	PGR40120ZN-TPR11(GG)	120
	1-1/4"	TPR	Ball	Partial*	260	5-1/4"	N/A	PGR40120ZN-TPR22(GG)	120
	1-1/4"	TPR	Precision	Full	260	5-1/4"	N/A	PGR40120ZN-TPR33(GG)	120
	1-1/4"	MonoTech (Flat)	Precision	Partial	300	5-1/4"	N/A	PGR40120ZN-FMT32(GG)	120
	1-1/4"	MonoTech (Flat)	Delrin	None	300	5-1/4"	N/A	PGR40120ZN-FMT11(GG)	120
	1-1/4"	MonoTech (Donut)	Precision	Partial	250	5-1/4"	N/A	PGR40120ZN-DMT32(GG)	120
	1-1/4"	MonoTech (Donut)	Delrin	None	250	5-1/4"	N/A	PGR40120ZN-DMT11(GG)	120
	1-1/4"	Urethane (Blue)	Ball	Partial*	300	5-1/4"	N/A	PGR40120ZN-TPU22(BG)	120
	1-1/4"	Urethane (Grey)	Ball	Partial*	300	5-1/4"	N/A	PGR40120ZN-TPU22(GG)	120
	5"	1-1/4"	Hard Rubber	Plain	None	280	6-1/4"	N/A	PGR50120ZN-HDR01(KK)
1-1/4"		Polyolefin	Plain	None	300	6-1/4"	N/A	PGR50120ZN-POD01(KK)	120
1-1/4"		Soft Rubber	Plain	None	200	6-1/4"	N/A	PGR50120ZN-SFR01(KK)	120
1-1/4"		TPR	Nylon	None	280	6-1/4"	N/A	PGR50120ZN-TPR11(GG)	120
1-1/4"		TPR	Ball	Partial*	280	6-1/4"	N/A	PGR50120ZN-TPR22(GG)	120
1-1/4"		TPR	Precision	Full	280	6-1/4"	N/A	PGR50120ZN-TPR33(GG)	120
1-1/4"		Urethane (Blue)	Ball	Partial*	315	6-1/4"	N/A	PGR50120ZN-TPU22(BG)	120
1-1/4"		Urethane (Grey)	Ball	Partial*	315	6-1/4"	N/A	PGR50120ZN-TPU22(GG)	120
1-1/4"		MonoTech (Flat)	Precision	Partial	325	6-1/4"	N/A	PGR50120ZN-FMT32(GG)	120
1-1/4"		MonoTech (Flat)	Delrin	None	325	6-1/4"	N/A	PGR50120ZN-FMT11(GG)	120
1-1/4"		MonoTech (Donut)	Precision	Partial	300	6-1/4"	N/A	PGR50120ZN-DMT32(GG)	120
1-1/4"		MonoTech (Donut)	Delrin	None	300	6-1/4"	N/A	PGR50120ZN-DMT11(GG)	120
6"		1-1/4"	TPR	Precision	Full	300	7-1/4"	N/A	PGR60120ZN-TPR33(GG)
	1-1/4"	Urethane (Grey)	Precision	Full	300	7-1/4"	N/A	PGR60120ZN-TPU33(GG)	120
	1-1/4"	Pneumatic (Grey)	Ball	None	150	7-1/4"	N/A	PGR60120ZN-PNU21(GG)	120
	1-1/4"	Pneumatic (Black)	Ball	None	150	7-1/4"	N/A	PGR60120ZN-PNU21(KG)	120
	1-1/4"	MonoTech (Donut)	Precision	Partial	325	7-1/4"	N/A	PGR60120ZN-DMT32(GG)	120
	1-1/4"	MonoTech (Donut)	Delrin	None	325	7-1/4"	N/A	PGR60120ZN-DMT11(GG)	120
	1-1/4"	Vipor	Ball	None	300	7-1/4"	N/A	PGR60120ZN-VPR21(CG)	120
	1-1/4"	No-Matic (Black)	Ball	None	150	7-1/4"	N/A	PGR60120ZN-NOM21(KG)	120
	1-1/4"	No-Matic (Grey)	Ball	None	150	7-1/4"	N/A	PGR60120ZN-NOM21(CG)	120

*To order 4" and 5" TPR ball bearing wheels less thread guard change 15th digit to "1"
Example PGR401201ZN-TPR21(GG).



PAT Total Lock / PAD Direction Lock



Features	Applications	Options
----------	--------------	---------

- Trivalent Zinc finish
- Horn specially designed to create more clearance between the brake lever and the unit, thus reducing the possibility of interference with your foot and the unit when activating the brake
- RoHS Compliant

- Medical Equipment
- Food service equipment

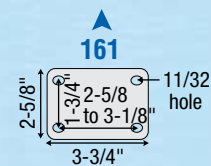
Total Lock locks wheel and swivel simultaneously.
Directional Lock locks just the swivel.

Wheel Selection



Wheel Dia.	Tread Width	Tread Type	Bearing Type	Thread Guard	Dynamic Load	Mounting Height	Swivel Radius	Part Number	Fastening Selection
Total Lock Top Plate Models									
5"	1-1/4"	TPR	Precision	Full	280	6-1/4"	5"	PAT50161TZ-TPR33(GG)	161
	1-1/4"	TPR	Ball	Partial*	280	6-1/4"	5"	PAT50161TZ-TPR22(GG)	161
	1-1/4"	Urethane (Blue)	Ball	None	315	6-1/4"	5"	PAT50161TZ-TPU22(BG)	161
	1-1/4"	Urethane (Grey)	Ball	None	315	6-1/4"	5"	PAT50161TZ-TPU22(GG)	161
	1-1/4"	Soft Rubber	Plain	None	200	6-1/4"	5"	PAT50161TZ-SFR01(KK)	161
	1-1/4"	MonoTech (Flat)	Ball	Partial	325	6-1/4"	5"	PAT50161TZ-FMT32(GG)	161
	1-1/4"	MonoTech (Donut)	Ball	Partial	325	6-1/4"	5"	PAT50161TZ-DMT32(GG)	161
Direction Lock Top Plate Models									
5"	1-1/4"	TPR	Precision	Full	280	6-1/4"	5"	PAD50161TZ-TPR33(GG)	161
	1-1/4"	TPR	Ball	Partial*	280	6-1/4"	5"	PAD50161TZ-TPR22(GG)	161
	1-1/4"	Urethane (Blue)	Ball	None	315	6-1/4"	5"	PAD50161TZ-TPU22(BG)	161
	1-1/4"	Urethane (Grey)	Ball	None	315	6-1/4"	5"	PAD50161TZ-TPU22(GG)	161
	1-1/4"	Soft Rubber	Plain	None	200	6-1/4"	5"	PAD50161TZ-SFR01(KK)	161
	1-1/4"	MonoTech (Flat)	Ball	Partial	325	6-1/4"	5"	PAD50161TZ-FMT32(GG)	161
	1-1/4"	MonoTech (Donut)	Ball	Partial	325	6-1/4"	5"	PAD50161TZ-DMT32(GG)	161

*To order TPR ball bearing wheels less thread guard change 15th digit to "1"
 (Example PAT50161TZ-TPR21(GG)).



161

2-5/8"

11/32" hole

3-3/4"

Z Series Plastic Institutional



Features

- Dual ball bearing raceway construction
- Labyrinth raceway seal to keep out moisture and debris
- Strong durable glass filled nylon body
- Sleek stylish design
- Sealed precision wheel bearing
- Stainless steel brake spring

Applications

- Medical Equipment
- Computer Carts
- Utility Carts
- Store Fixtures
- Foodservice Equipment

Options

Brakes: Total Lock locks wheel and swivel, direction lock locks just the swivel.

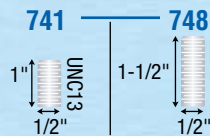
Stainless Steel Components: Contact factory

Threaded Stem Swivel Models

Wheel Dia.	Tread Width	Tread Type	Bearing Type	Dynamic Load	Mounting Height	Swivel Radius	Part Number	Fastening Selection
4"	1-1/4"	TPR	Sealed Precision	260 lbs	5-3/8"	3-1/2"	PZS40 GR-TPR33(GG)	741, 748
5"	1-1/4"	TPR	Sealed Precision	280 lbs	6-3/8"	4-1/16"	PZS50 GR-TPR33(GG)	741, 748
6"	1-1/4"	TPR	Sealed Precision	300 lbs.	7-3/8"	4-3/4"	PZS60 GR-TPR33(GG)	741, 748

Threaded Stem Total Lock Models

4"	1-1/4"	TPR	Sealed Precision	260 lbs	5-3/8"	4-1/2"	PZT40 GR-TPR33(GG)	741, 748
5"	1-1/4"	TPR	Sealed Precision	280 lbs	6-3/8"	4-1/2"	PZT50 GR-TPR33(GG)	741, 748
6"	1-1/4"	TPR	Sealed Precision	300 lbs.	7-3/8"	5-1/16"	PZT60 GR-TPR33(GG)	741, 748



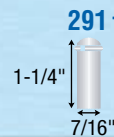
To order include fastener code.
Example: PZS40741GR-TPR33(GG)

Grip Ring Stem Swivel Models

Wheel Dia.	Tread Width	Tread Type	Bearing Type	Dynamic Load	Mounting Height	Swivel Radius	Part Number	Fastening Selection
4"	1-1/4"	TPR	Sealed Precision	260 lbs	5-3/8"	3-1/2"	PZS40291GR-TPR33(GG)	291
5"	1-1/4"	TPR	Sealed Precision	280 lbs	6-3/8"	4-1/16"	PZS50291GR-TPR33(GG)	291
6"	1-1/4"	TPR	Sealed Precision	300 lbs.	7-3/8"	4-3/4"	PZS60291GR-TPR33(GG)	291

Grip Ring Stem Total Lock Models

4"	1-1/4"	TPR	Sealed Precision	260 lbs	5-3/8"	4-1/2"	PZT40291GR-TPR33(GG)	291
5"	1-1/4"	TPR	Sealed Precision	280 lbs	6-3/8"	4-1/2"	PZT50291GR-TPR33(GG)	291
6"	1-1/4"	TPR	Sealed Precision	300 lbs.	7-3/8"	5-1/16"	PZT60291GR-TPR33(GG)	291



Swivel Top Plate Models

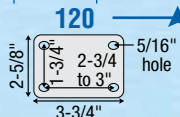
Wheel Dia.	Tread Width	Tread Type	Bearing Type	Dynamic Load	Mounting Height	Swivel Radius	Part Number	Fastening Selection
4"	1-1/4"	TPR	Sealed Precision	260 lbs	5-7/16"	3-1/2"	PZS40120GR-TPR33(GG)	120
5"	1-1/4"	TPR	Sealed Precision	280 lbs	6-7/16"	4-1/16"	PZS50120GR-TPR33(GG)	120
6"	1-1/4"	TPR	Sealed Precision	300 lbs.	7-7/16"	4-3/4"	PZS60120GR-TPR33(GG)	120

Swivel Top Plate Total Lock Models

4"	1-1/4"	TPR	Sealed Precision	260 lbs	5-7/16"	4-1/2"	PZT40120GR-TPR33(GG)	120
5"	1-1/4"	TPR	Sealed Precision	280 lbs	6-7/16"	4-1/2"	PZT50120GR-TPR33(GG)	120
6"	1-1/4"	TPR	Sealed Precision	300 lbs.	7-7/16"	5-1/16"	PZT60120GR-TPR33(GG)	120

Swivel Top Plate Direction Lock Models

5"	1-1/4"	TPR	Sealed Precision	280 lbs	6-7/16"	4-1/2"	PZD50120GR-TPR33(GG)	120
6"	1-1/4"	TPR	Sealed Precision	300 lbs.	7-7/16"	5-1/16"	PZD60120GR-TPR33(GG)	120



Bassick Business Machine 00 Series



Features

- Dual ball bearing raceway construction
- High load capacity
- Sleek, low profile design

Applications

- Electronic Equipment
- Business Machines
- Store Fixtures
- Laboratory Equipment

Options

Side Lock Brake: To order, add [B] to end of model.

Wheel Selection



Soft Rubber

TPR

Hard Rubber

Polyolefin
(Dual Wheel)

Polyolefin Log
(Single Wheel)



Side Lock Brake

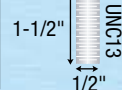
Swivel radius is 2-5/16".
Add [B] at end of model.

Threaded Stem Models

Wheel Dia.	Tread Width	Tread Type (# Wheels)	Dynamic Load	Mounting Height	Swivel Radius	Part Number	Fastening Selection
2"	1-13/16"	Soft Rubber (2)	180	2-3/4"	2"	C0020_ZN-SFR01(GG)	741, 748
	1-13/16"	TPR (2)	180	2-3/4"	2"	C0020_ZN-TPR01(GG)	741, 748
	1-13/16"	Hard Rubber (2)	225	2-3/4"	2"	C0020_ZN-HDR01GG)	741, 748
	1-13/16"	Polyolefin (2)	225	2-3/4"	2"	C0020_ZN-POS01(KK)	741, 748
	1-13/16"	Polyolefin Log (1)	300	2-3/4"	2"	C0020_ZN-POL01(KK)	741, 748

741

748



To order include fastener code.
Example: C0020**741**ZN-SFR01(GG)

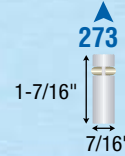
Bassick Business Machine 00 Series



Side Lock Brake
Swivel radius is 2-5/16".
Add [B] at end of model.

Grip Ring Stem (Brass Band) Models

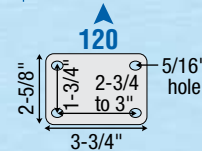
Wheel Dia.	Tread Width	Tread Type (# Wheels)	Dynamic Load	Mounting Height	Swivel Radius	Part Number	Fastening Selection
2"	1-13/16"	Soft Rubber (2)	180	2-3/4"	2"	C0020273ZN-SFR01(GG)	273
	1-13/16"	TPR (2)	180	2-3/4"	2"	C0020273ZN-TPR01(GG)	273
	1-13/16"	Hard Rubber (2)	225	2-3/4"	2"	C0020273ZN-HDR01(GG)	273
	1-13/16"	Polyolefin (2)	225	2-3/4"	2"	C0020273ZN-POS01(KK)	273
	1-13/16"	Polyolefin Log (1)	300	2-3/4"	2"	C0020273ZN-POL01(KK)	273



Side Lock Brake
Swivel radius is 2-5/16".
Add [B] at end of model.

Swivel Top Plate Models

Wheel Dia.	Tread Width	Tread Type (# Wheels)	Dynamic Load	Mounting Height	Swivel Radius	Part Number	Fastening Selection
2"	1-13/16"	Soft Rubber (2)	180	2-13/16"	2"	C0020120ZN-SFR01(GG)	120
	1-13/16"	TPR (2)	180	2-13/16"	2"	C0020120ZN-TPR01(GG)	120
	1-13/16"	Hard Rubber (2)	225	2-13/16"	2"	C0020120ZN-HDR01(GG)	120
	1-13/16"	Polyolefin (2)	225	2-13/16"	2"	C0020120ZN-POS01(KK)	120
	1-13/16"	Polyolefin Log (1)	300	2-13/16"	2"	C0020120ZN-POL01(KK)	120



Bassick Sure-Lok Brake Patent Pending

Available on 3" Diameter LS/MS Swivel and Rigid Models!



The Sure-Lok Brake is a revolutionary new mechanical brake design that easily engages with the simple push of a finger, securely locking the wheel in its place. Don't spend unnecessary time and effort tightening down a thumb-screw brake again; order your next business machine casters with Sure-Lok Brakes and save yourself some time.

Sliding brake forward engages the brake pin into a wheel port, creating a secure lock



Sliding the brake back retracts the brake pin for instant mobility



Bassick Business Machine LS/MS



Features Applications Options

- High load capacity
 - Low profile design
 - Precision bearing wheels standard in glass-filled nylon models
 - Urethane Anti-Static wheel for quieter mobility; 55-65 shore D durometer (3" models)
 - 15/32" nut and bolt axle
 - RoHS compliant trivalent zinc plating
- Copiers
 - Business Machines
 - Vending Machines
 - Computer Storage Devices
 - Refrigerated Displays
 - Electronics Cabinets

Sure-Lok Brake available on 3" swivel & rigid glass filled nylon and urethane models (swivel radius is 2-5/8") Add [SL] to end of part number.



Thumb Screw Brake available on 3" swivel models (swivel radius 2-7/16"). Add [B] to end of part number.

Wheel Selection



Sure-Lok Brakes available on 3" models.



3" Swivel Model



3" Rigid Model

Swivel Top Plate Models

Wheel Dia.	Tread Width	Tread Type	Bearing	Dynamic Load	Mounting Height	Swivel Radius	Part Number	Fastening Selection
2-3/8"	1-5/8"	Phenolic	Roller	600 lbs.	3-7/32"	2-3/32"	BLS23 138 TZ-PHN51(KK)	138
2-1/2"	1-3/4"	Polyolefin	Roller	400 lbs.	3-9/32"	2-1/4"	BLS25 138 TZ-POL51(KK)	138
3"	1-13/16"	Phenolic	Roller	700 lbs.	3-31/32"	2-5/16"	BLS30 152 TZ-PHN51(KK)	152
	1-13/16"	Glass Filled Nylon	Precision Roller	700 lbs.	3-31/32"	2-5/16"	BLS30 152 TZ-GFN61(KK)	152
	1-13/16"	Urethane Anti-Static	Roller	700 lbs.	3-31/32"	2-5/16"	BLS30 152 TZ-UAS51(GG)	152
3"	1-13/16"	Phenolic	Roller	900 lbs.	4-1/32"	2-5/16"	BMS30 152 TZ-PHN51(KK)	152
	1-13/16"	Glass Filled Nylon	Precision Roller	1,000 lbs.	4-1/32"	2-5/16"	BMS30 152 TZ-GFN61(KK)	152
	1-13/16"	Urethane Anti-Static	Roller	1,000 lbs.	4-1/32"	2-5/16"	BMS30 152 TZ-UAS51(GG)	152

138

152

138 top plate available on 2-3/8" and 2-1/2" models. **152** top plate available on 3" models.

Rigid Top Plate Models

Wheel Dia.	Tread Width	Tread Type	Bearing	Dynamic Load	Mounting Height	Swivel Radius	Part Number	Fastening Selection
2-3/8"	1-5/8"	Phenolic	Roller	600 lbs.	3-7/32"	N/A	BLR23 138 TZ-PHN51(KK)	138
2-1/2"	1-3/4"	Polyolefin	Roller	400 lbs.	3-9/32"	N/A	BLR25 138 TZ-POL51(KK)	138
3"	1-13/16"	Phenolic	Roller	700 lbs.	3-31/32"	N/A	BLR30 TZ-PHN51(KK)	152,153
	1-13/16"	Glass Filled Nylon	Precision Roller	700 lbs.	3-31/32"	N/A	BLR30 TZ-GFN61(KK)	152,153
	1-13/16"	Urethane Anti-Static	Roller	700 lbs.	3-31/32"	N/A	BLR30 TZ-UAS51(GG)	152,153
3"	1-13/16"	Phenolic	Roller	900 lbs.	4-1/32"	N/A	BMR30 152 TZ-PHN51(KK)	152
	1-13/16"	Glass Filled Nylon	Precision Roller	1,000 lbs.	4-1/32"	N/A	BMR30 152 TZ-GFN61(KK)	152
	1-13/16"	Urethane Anti-Static	Roller	1,000 lbs.	4-1/32"	N/A	BMR30 152 TZ-UAS51(GG)	152

138

152

153

To order include fastener code. Example: BLR30**152**TZ-PHN51(KK).

Bassick XX/YY



Features

- Low overall height combined with heavy load requirements
- Double ball bearing raceways
- Heavy, staked kingpin
- Yellow dichromate finish for added corrosion resistance

Applications

- Electronic Equipment
- Material Handling

Wheel Selection



Hard or Soft Rubber



Phenolic



Steel or Sintered Iron



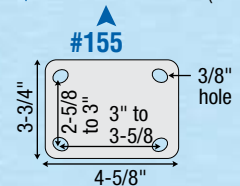
XX Swivel Top Plate Models

Wheel Dia.	Tread Width	Tread Type	Bearing Type	Dynamic Load	Mounting Height	Swivel Radius	Part Number
3"	1-5/16"	Soft Rubber	Roller	160	4-5/16"	2-7/8"	CXX30155YZ-SFR51(KK)
	1-5/16"	Hard Rubber	Roller	225	4-5/16"	2-7/8"	CXX30155YZ-HDR51(KK)
	1-5/16"	Phenolic	Roller	400	4-5/16"	2-7/8"	CXX30155YZ-PHN51(KK)
	1-5/16"	Sintered Iron	Roller	900	4-5/16"	2-7/8"	CXX30155YZ-STM51(GG)
4"	1-5/8"	Soft Rubber	Roller	200	5-9/32"	3-3/8"	CXX40155YZ-SFR51(KK)
	1-5/8"	Hard Rubber	Roller	300	5-9/32"	3-3/8"	CXX40155YZ-HDR51(KK)
	1-5/8"	Phenolic	Roller	600	5-9/32"	3-3/8"	CXX40155YZ-PHN51(KK)
	1-5/8"	Steel	Roller	900	5-9/32"	3-3/8"	CXX40155YZ-STL51(GG)



YY Rigid Top Plate Models

Wheel Dia.	Tread Width	Tread Type	Bearing Type	Dynamic Load	Mounting Height	Swivel Radius	Part Number
3"	1-5/16"	Soft Rubber	Roller	160	4-5/16"	N/A	CYY30155YZ-SFR51(KK)
	1-5/16"	Hard Rubber	Roller	225	4-5/16"	N/A	CYY30155YZ-HDR51(KK)
	1-5/16"	Phenolic	Roller	400	4-5/16"	N/A	CYY30155YZ-PHN51(KK)
	1-5/16"	Sintered Iron	Roller	900	4-5/16"	N/A	CYY30155YZ-STM51(GG)
4"	1-5/8"	Soft Rubber	Roller	200	5-9/32"	N/A	CYY40155YZ-SFR51(KK)
	1-5/8"	Hard Rubber	Roller	300	5-9/32"	N/A	CYY40155YZ-HDR51(KK)
	1-5/8"	Phenolic	Roller	600	5-9/32"	N/A	CYY40155YZ-PHN51(KK)
	1-5/8"	Steel	Roller	900	5-9/32"	N/A	CYY40155YZ-STL51(GG)



Bassick Honcho AS/AR



Features

- Welded steel construction
- Drawn and formed ballcup
- Full double ball heat treated raceways
- Sealed upper and lower raceways
- Embossed, formed legs for added strength
- Yellow dichromate finish for added corrosion resistance

Applications

- Platform Trucks
- Warehouse Trucks
- Material Handling Containers

Options

Brakes: Total Lock and Side Lock. To order, see individual specification pages.

Swivel Lock: 4 position swivel lock. To order, add [-SL] to end of model.

Wheel Selection



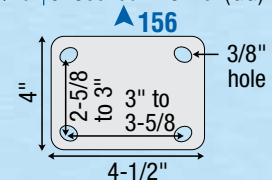
Total Lock Brake
Add [TLB] at end of model.

Side Lock Brake
Add [-SB] at end of model.

4 Position Swivel Lock
Add [-SL] at end of model.

AS Swivel Top Plate Models

Wheel Dia.	Tread Width	Tread Type	Bearing Type	Dynamic Load	Mounting Height	Swivel Radius	Part Number
4"	2"	Polyolefin	Sealed Roller	600	5-1/2"	3"	CAS40156YZ-POD81(KK)
	2"	Phenolic	Sealed Roller	800	5-1/2"	3"	CAS40156YZ-PHN81(KK)
	2"	Steel	Roller	1200	5-1/2"	3"	CAS40156YZ-STL51(GG)
5"	2"	Soft Rubber	Roller	450	6-1/2"	3-11/16"	CAS50156YZ-SFR51(KK)
	2"	Hard Rubber	Roller	600	6-1/2"	3-11/16"	CAS50156YZ-HDR51(KK)
	2"	Polyolefin	Sealed Roller	650	6-1/2"	3-11/16"	CAS50156YZ-POD81(KK)
	2"	Phenolic	Sealed Roller	1250	6-1/2"	3-11/16"	CAS50156YZ-PHN81(KK)
	2"	Urethane on Aluminum	Sealed Roller	1250	6-1/2"	3-11/16"	CAS50156YZ-UOA81(BG)
	2"	Steel	Roller	1250	6-1/2"	3-11/16"	CAS50156YZ-STL51(GG)
6"	2"	Soft Rubber	Roller	475	7-1/2"	4-3/8"	CAS60156YZ-SFR51(KK)
	2"	Hard Rubber	Roller	650	7-1/2"	4-3/8"	CAS60156YZ-HDR51(KK)
	2"	Polyolefin	Sealed Roller	700	7-1/2"	4-3/8"	CAS60156YZ-POD81(KK)
	2"	Phenolic	Sealed Roller	1250	7-1/2"	4-3/8"	CAS60156YZ-PHN81(KK)
	2"	Urethane on Aluminum	Sealed Roller	1250	7-1/2"	4-3/8"	CAS60156YZ-UOA81(BG)
	2"	Steel	Roller	1250	7-1/2"	4-3/8"	CAS60156YZ-STL51(GG)
8"	2"	Soft Rubber	Roller	600	9-1/2"	5-13/16"	CAS80156YZ-SFR51(KK)
	2"	Hard Rubber	Roller	750	9-1/2"	5-13/16"	CAS80156YZ-HDR51(KK)
	2"	Polyolefin	Sealed Roller	900	9-1/2"	5-13/16"	CAS80156YZ-POD81(KK)
	2"	Phenolic	Sealed Roller	1250	9-1/2"	5-13/16"	CAS80156YZ-PHN81(KK)
	2"	Urethane on Aluminum	Sealed Roller	1250	9-1/2"	5-13/16"	CAS80156YZ-UOA81(BG)
	2"	Steel	Roller	1250	9-1/2"	5-13/16"	CAS80156YZ-STL51(GG)



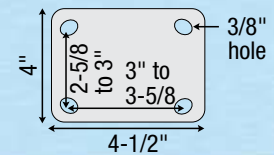
Bassick Honcho AS/AR



AR Rigid Top Plate Models

Wheel Dia.	Tread Width	Tread Type	Bearing Type	Dynamic Load	Mounting Height	Swivel Radius	Part Number
4"	2"	Polyolefin	Sealed Roller	600	5-1/2"	N/A	CAR40156YZ-POD81(KK)
	2"	Phenolic	Sealed Roller	800	5-1/2"	N/A	CAR40156YZ-PHN81(KK)
	2"	Steel	Roller	1200	5-1/2"	N/A	CAR40156YZ-STL51(GG)
5"	2"	Soft Rubber	Roller	450	6-1/2"	N/A	CAR50156YZ-SFR51(KK)
	2"	Hard Rubber	Roller	600	6-1/2"	N/A	CAR50156YZ-HDR51(KK)
	2"	Polyolefin	Sealed Roller	650	6-1/2"	N/A	CAR50156YZ-POD81(KK)
	2"	Phenolic	Sealed Roller	1250	6-1/2"	N/A	CAR50156YZ-PHN81(KK)
	2"	Urethane on Aluminum	Sealed Roller	1250	6-1/2"	N/A	CAR50156YZ-UOA81(BG)
	2"	Steel	Roller	1250	6-1/2"	N/A	CAR50156YZ-STL51(GG)
6"	2"	Soft Rubber	Roller	475	7-1/2"	N/A	CAR60156YZ-SFR51(KK)
	2"	Hard Rubber	Roller	650	7-1/2"	N/A	CAR60156YZ-HDR51(KK)
	2"	Polyolefin	Sealed Roller	700	7-1/2"	N/A	CAR60156YZ-POD81(KK)
	2"	Phenolic	Sealed Roller	1250	7-1/2"	N/A	CAR60156YZ-PHN81(KK)
	2"	Urethane on Aluminum	Sealed Roller	1250	7-1/2"	N/A	CAR60156YZ-UOA81(BG)
	2"	Steel	Roller	1250	7-1/2"	N/A	CAR60156YZ-STL51(GG)
8"	2"	Soft Rubber	Roller	600	9-1/2"	N/A	CAR80156YZ-SFR51(KK)
	2"	Hard Rubber	Roller	750	9-1/2"	N/A	CAR80156YZ-HDR51(KK)
	2"	Polyolefin	Sealed Roller	950	9-1/2"	N/A	CAR80156YZ-POD81(KK)
	2"	Phenolic	Sealed Roller	1250	9-1/2"	N/A	CAR80156YZ-PHN81(KK)
	2"	Urethane on Aluminum	Sealed Roller	1250	9-1/2"	N/A	CAR80156YZ-UOA81(BG)
	2"	Steel	Roller	1250	9-1/2"	N/A	CAR80156YZ-STL51(GG)

▲ 156



Bassick PRISM Economy Series



New innovative two piece internal tread brake features:

- A thermoplastic brake grip
- Large lever for easy activation
- Brake arm fully protected by fork
- No brake washer, for fast assembly
- Same brake fits both swivel and rigid models

Features

- 1/4" thick top plate and legs for additional strength
- Legs fully welded to inside and outside of ball cup to ensure a solid connection
- Grease zerks on both wheel bearing and swivel raceway help maintain caster life
- 5/8" nut/bolt kingpin adds additional durability when transporting uneven loads
- All swivel rigs notched for optional swivel lock
- RoHS compliant trivalent zinc plating

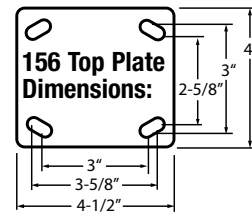
Applications

- Warehouse Trucks
- Material Handling Equipment
- Platform Carts
- Mobile Storage Racks
- Mobile Tool Chests

Options

Bolt on swivel lock available for all swivel models, to order use part number 618787 (Field installable).

Tread Brake available on all swivel and rigid models (the same brake kit fits both swivel and rigid models!) - add [TB] to end of part number. Swivel radius changes to 3-5/8" on the 4" swivel casters.



Rubber on Iron

Wheel Diameter	Tread Width	Tread Material	Bearing Type	Dynamic Load	Mounting Height	Swivel Radius	Swivel Part Number (For Rigid change CPS to CPR)
4"	2"	Rubber on Iron	Sealed Roller	350	5-5/8"	3"	CPS40156TZ-ROI81(KK)
5"	2"	Rubber on Iron	Sealed Roller	400	6-1/2"	3-3/4"	CPS50156TZ-ROI81(KK)
6"	2"	Rubber on Iron	Sealed Roller	410	7-1/2"	4-1/2"	CPS60156TZ-ROI81(KK)
8"	2"	Rubber on Iron	Sealed Roller	500	9-1/2"	6-1/8"	CPS80156TZ-ROI81(KK)



Urethane on Iron

Wheel Diameter	Tread Width	Tread Material	Bearing Type	Dynamic Load	Mounting Height	Swivel Radius	Swivel Part Number (For Rigid change CPS to CPR)
4"	2"	Urethane on Iron	Sealed Roller	700	5-5/8"	3"	CPS40156TZ-UOI81(BG)
5"	2"	Urethane on Iron	Sealed Roller	1,000	6-1/2"	3-3/4"	CPS50156TZ-UOI81(BG)
6"	2"	Urethane on Iron	Sealed Roller	1,200	7-1/2"	4-1/2"	CPS60156TZ-UOI81(BG)
8"	2"	Urethane on Iron	Sealed Roller	1,200	9-1/2"	6-1/8"	CPS80156TZ-UOI81(BG)



Urethane on Polypropylene

Wheel Diameter	Tread Width	Tread Material	Bearing Type	Dynamic Load	Mounting Height	Swivel Radius	Swivel Part Number (For Rigid change CPS to CPR)
4"	2"	Urethane on Polypropylene	Sealed Roller	700	5-5/8"	3"	CPS40156TZ-TPU81(BK)
5"	2"	Urethane on Polypropylene	Sealed Roller	750	6-1/2"	3-3/4"	CPS50156TZ-TPU81(BK)
6"	2"	Urethane on Polypropylene	Sealed Roller	900	7-1/2"	4-1/2"	CPS60156TZ-TPU81(BK)
8"	2"	Urethane on Polypropylene	Sealed Roller	1,000	9-1/2"	6-1/8"	CPS80156TZ-TPU81(BK)

Bassick PRISM Economy Series



TPR Flat

Wheel Diameter	Tread Width	Tread Material	Bearing Type	Dynamic Load	Mounting Height	Swivel Radius	Swivel Part Number (For Rigid change CPS to CPR)
4"	2"	TPR (Flat)	Sealed Roller	350	5-5/8"	3"	CPS40156TZ-TPR81(GG)
5"	2"	TPR (Flat)	Sealed Roller	375	6-1/2"	3-3/4"	CPS50156TZ-TPR81(GG)
6"	2"	TPR (Flat)	Sealed Roller	600	7-1/2"	4-1/2"	CPS60156TZ-TPR81(GG)
8"	2"	TPR (Flat)	Sealed Roller	675	9-1/2"	6-1/8"	CPS80156TZ-TPR81(GG)



TPR Donut

Wheel Diameter	Tread Width	Tread Material	Bearing Type	Dynamic Load	Mounting Height	Swivel Radius	Swivel Part Number (For Rigid change CPS to CPR)
4"	2"	TPR (Donut)	Sealed Roller	350	5-5/8"	3"	CPS40156TZ-TPD81(GG)
5"	2"	TPR (Donut)	Sealed Roller	375	6-1/2"	3-3/4"	CPS50156TZ-TPD81(GG)
6"	2"	TPR (Donut)	Sealed Roller	600	7-1/2"	4-1/2"	CPS60156TZ-TPD81(GG)
8"	2"	TPR (Donut)	Sealed Roller	675	9-1/2"	6-1/8"	CPS80156TZ-TPD81(GG)



Polyolefin

Wheel Diameter	Tread Width	Tread Material	Bearing Type	Dynamic Load	Mounting Height	Swivel Radius	Swivel Part Number (For Rigid change CPS to CPR)
4"	2"	Polyolefin	Sealed Roller	450	5-5/8"	3"	CPS40156TZ-POD81(KK)
5"	2"	Polyolefin	Sealed Roller	550	6-1/2"	3-3/4"	CPS50156TZ-POD81(KK)
6"	2"	Polyolefin	Sealed Roller	650	7-1/2"	4-1/2"	CPS60156TZ-POD81(KK)
8"	2"	Polyolefin	Sealed Roller	850	9-1/2"	6-1/8"	CPS80156TZ-POD81(KK)



Phenolic

Wheel Diameter	Tread Width	Tread Material	Bearing Type	Dynamic Load	Mounting Height	Swivel Radius	Swivel Part Number (For Rigid change CPS to CPR)
4"	2"	Phenolic	Sealed Roller	800	5-5/8"	3"	CPS40156TZ-PHN81(KK)
5"	2"	Phenolic	Sealed Roller	1,000	6-1/2"	3-3/4"	CPS50156TZ-PHN81(KK)
6"	2"	Phenolic	Sealed Roller	1,200	7-1/2"	4-1/2"	CPS60156TZ-PHN81(KK)
8"	2"	Phenolic	Sealed Roller	1,200	9-1/2"	6-1/8"	CPS80156TZ-PHN81(KK)



Cast Iron

Wheel Diameter	Tread Width	Tread Material	Bearing Type	Dynamic Load	Mounting Height	Swivel Radius	Swivel Part Number (For Rigid change CPS to CPR)
4"	2"	Cast Iron	Roller	800	5-5/8"	3"	CPS40156TZ-IRN51(GG)
5"	2"	Cast Iron	Roller	1,000	6-1/2"	3-3/4"	CPS50156TZ-IRN51(GG)
6"	2"	Cast Iron	Roller	1,200	7-1/2"	4-1/2"	CPS60156TZ-IRN51(GG)
8"	2"	Cast Iron	Roller	1,200	9-1/2"	6-1/8"	CPS80156TZ-IRN51(GG)

Bolt on swivel lock available for all swivel models, to order use part number 618787 (Field installable).

Tread Brake available on all swivel and rigid models (the same brake kit fits both swivel and rigid models!) - add [TB] to end of part number (swivel radius changes to 3-5/8" on the 4" swivel casters)

Bassick Honcho ES/ER



Features

- Drawn, single piece leg construction
- Heat treated, dual ball bearing raceways
- Yellow dichromate finish for added corrosion resistance

Applications

- Towline
- Fixture Dollies
- Freight Terminal Trucks
- Warehouse Trucks

Options

Brake: Total Lock. To order, see individual specification pages.

Wheel Selection



Hard Rubber



Phenolic



Urethane on Aluminum



Steel

ES Swivel Top Plate Models

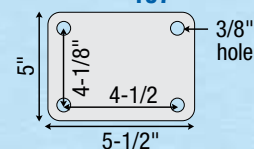
Wheel Dia.	Tread Width	Tread Type	Bearing Type	Dynamic Load	Mounting Height	Swivel Radius	Part Number
5"	2"	Hard Rubber	Roller	600	6-1/2"	4-5/16"	CES50157YZ-HDR51(KK)
	2"	Phenolic	Sealed Roller	1250	6-1/2"	4-5/16"	CES50157YZ-PHN81(KK)
	2"	Urethane on Aluminum	Sealed Roller	1500	6-1/2"	4-5/16"	CES50157YZ-UOA81(BG)
	2"	Steel	Roller	1500	6-1/2"	4-5/16"	CES50157YZ-STL51(GG)
6"	2"	Hard Rubber	Roller	650	7-3/8"	4-13/16"	CES60157YZ-HDR51(KK)
	2"	Phenolic	Sealed Roller	1500	7-3/8"	4-13/16"	CES60157YZ-PHN81(KK)
	2"	Urethane on Aluminum	Sealed Roller	1500	7-3/8"	4-13/16"	CES60157YZ-UOA81(BG)
	2"	Steel	Roller	1500	7-3/8"	4-13/16"	CES60157YZ-STL51(GG)
8"	2"	Hard Rubber	Roller	750	9-1/2"	5-7/8"	CES80157YZ-HDR51(KK)
	2"	Phenolic	Sealed Roller	1500	9-1/2"	5-7/8"	CES80157YZ-PHN81(KK)
	2"	Urethane on Aluminum	Sealed Roller	1500	9-1/2"	5-7/8"	CES80157YZ-UOA81(BG)
	2"	Steel	Roller	1500	9-1/2"	5-7/8"	CES80157YZ-STL51(GG)

ER Rigid Top Plate Models

Wheel Dia.	Tread Width	Tread Type	Bearing Type	Dynamic Load	Mounting Height	Swivel Radius	Part Number
5"	2"	Hard Rubber	Roller	600	6-1/2"	N/A	CER50157YZ-HDR51(KK)
	2"	Phenolic	Sealed Roller	1250	6-1/2"	N/A	CER50157YZ-PHN81(KK)
	2"	Urethane on Aluminum	Sealed Roller	1500	6-1/2"	N/A	CER50157YZ-UOA81(BG)
	2"	Steel	Roller	1500	6-1/2"	N/A	CER50157YZ-STL51(GG)
6"	2"	Hard Rubber	Roller	650	7-3/8"	N/A	CER60157YZ-HDR51(KK)
	2"	Phenolic	Sealed Roller	1500	7-3/8"	N/A	CER60157YZ-PHN81(KK)
	2"	Urethane on Aluminum	Sealed Roller	1500	7-3/8"	N/A	CER60157YZ-UOA81(BG)
	2"	Steel	Roller	1500	7-3/8"	N/A	CER60157YZ-STL51(GG)
8"	2"	Hard Rubber	Roller	750	9-1/2"	N/A	CER80157YZ-HDR51(KK)
	2"	Phenolic	Sealed Roller	1500	9-1/2"	N/A	CER80157YZ-PHN81(KK)
	2"	Urethane on Aluminum	Sealed Roller	1500	9-1/2"	N/A	CER80157YZ-UOA81(BG)
	2"	Steel	Roller	1500	9-1/2"	N/A	CER80157YZ-STL51(GG)

Total Lock Brake
Add [TLB] at end of model.

▲ 157



Bassick Honcho OS/OR



Features

- Heavy, stamped leg construction
- Heat treated, dual ball bearing raceways
- Wraparound welded legs are located directly under the main support swivel bearings for added strength
- Sealed upper and lower ball races
- Yellow dichromate finish for added corrosion resistance

Applications

- Power Towed Application
- Terminal Trucks
- High Abuse Applications

Options

Swivel Lock: 4 position swivel lock. To order, add [-SLB] to end of model

Wheel Selection



Urethane on Aluminum



Steel



Swivel Lock
Add [-SLB] at end of model.



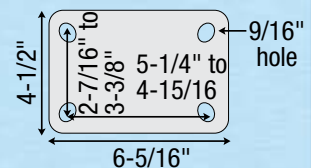
OS Swivel Top Plate Models

Wheel Dia.	Tread Width	Tread Type	Bearing Type	Dynamic Load	Mounting Height	Swivel Radius	Part Number
5"	2"	Urethane on Aluminum	Sealed Roller	1500	6-1/2"	4"	COS50158YZ-UOA81(BG)
	2"	Steel	Roller	1750	6-1/2"	4"	COS50158YZ-STL51(GG)
6"	2"	Urethane on Aluminum	Sealed Roller	1500	7-1/2"	4-3/4"	COS60158YZ-UOA81(BG)
	2"	Steel	Roller	1750	7-1/2"	4-3/4"	COS60158YZ-STL51(GG)
8"	2"	Urethane on Aluminum	Sealed Roller	1500	9-1/2"	6"	COS80158YZ-UOA81(BG)
	2"	Steel	Roller	1750	9-1/2"	6"	COS80158YZ-STL51(GG)

OR Rigid Top Plate Models

Wheel Dia.	Tread Width	Tread Type	Bearing Type	Dynamic Load	Mounting Height	Swivel Radius	Part Number
5"	2"	Urethane on Aluminum	Sealed Roller	1500	6-1/2"	N/A	COR50158YZ-UOA81(BG)
	2"	Steel	Roller	1750	6-1/2"	N/A	COR50158YZ-STL51(GG)
6"	2"	Urethane on Aluminum	Sealed Roller	1500	7-1/2"	N/A	COR60158YZ-UOA81(BG)
	2"	Steel	Roller	1750	7-1/2"	N/A	COR60158YZ-STL51(GG)
8"	2"	Urethane on Aluminum	Sealed Roller	1500	9-1/2"	N/A	COR80158YZ-UOA81(BG)
	2"	Steel	Roller	1750	9-1/2"	N/A	COR80158YZ-STL51(GG)

▲ 158



Bassick Honcho HS/HR



Features

- Heavy steel, dual ball raceway
- Durable stamped-welded construction
- 2-1/2" wide wheels for increased load handling
- Heavy, staked kingpin
- Sealed upper and lower ball races
- Yellow dichromate finish for added corrosion resistance

Applications

- Powered Towed Application
- High Abuse Applications
- Rough floors

Options

Swivel Lock: 4 position swivel lock. To order, add [-SLB] to end of model

Wheel Selection



Urethane



HS Swivel Top Plate Models

Wheel Dia.	Tread Width	Tread Type	Bearing Type	Dynamic Load	Mounting Height	Swivel Radius	Part Number
6"	2-1/2"	Urethane on Aluminum	Sealed Roller	1750	7-1/2"	4-3/4"	CHS60158YZ-UOA81(BG)
8"	2-1/2"	Urethane on Aluminum	Sealed Roller	1750	9-1/2"	6"	CHS80158YZ-UOA81(BG)
10"	2-1/2"	Urethane on Aluminum	Sealed Roller	1750	11-1/2"	7-1/4"	CHS10158YZ-UOA81(BG)



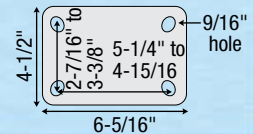
HR Rigid Top Plate Models

Wheel Dia.	Tread Width	Tread Type	Bearing Type	Dynamic Load	Mounting Height	Swivel Radius	Part Number
6"	2-1/2"	Urethane on Aluminum	Sealed Roller	1750	7-1/2"	N/A	CHR60158YZ-UOA81(BG)
8"	2-1/2"	Urethane on Aluminum	Sealed Roller	1750	9-1/2"	N/A	CHR80158YZ-UOA81(BG)
10"	2-1/2"	Urethane on Aluminum	Sealed Roller	1750	11-1/2"	N/A	CHR10158YZ-UOA81(BG)

Swivel Lock
Add [-SLB] at end of model.



▲ 158



Bassick Honcho HA/HB



Features

- Tapered roller bearing in swivel section
- 1" Kingbolt, integrally forged into top plate
- Legs fully welded inside and out for added strength and stability
- Gold painted finish

Applications

- Fixture Trucks
- Heavy Engine Stands
- Assembly Line Trucks

Wheel Selection



Steel



Cast Iron



V-Groove



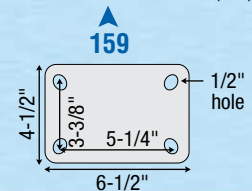
HA Swivel Top Plate Models

Wheel Dia.	Tread Width	Tread Type	Bearing Type	Dynamic Load	Mounting Height	Swivel Radius	Part Number
5"	2-1/2"	Cast Iron	Roller	2000	7-5/8"	4-7/16"	CHA50159GP-CAI51(GG)
6"	2-1/2"	Cast Iron	Roller	3000	8-5/32"	5"	CHA60159GP-CAI51(GG)
		Steel	Roller	3000	8-5/32"	5"	CHA60159GP-STL51(GG)
		Steel	Tapered Roller	3000	8-5/32"	5"	CHA60159GP-STL91(GG)
		V-Groove	Tapered Roller	3000	8-5/32"	5"	CHA60159GP-STV51(GG)
8"	2-1/2"	Cast Iron	Roller	3000	10-5/16"	6-1/2"	CHA80159GP-CAI51(GG)
		Steel	Roller	3500	10-5/16"	6-1/2"	CHA80159GP-STL51(GG)



HB Rigid Top Plate Models

Wheel Dia.	Tread Width	Tread Type	Bearing Type	Dynamic Load	Mounting Height	Swivel Radius	Part Number
5"	2-1/2"	Cast Iron	Roller	2000	7-5/8"	N/A	CHB50159GP-CAI51(GG)
6"	2-1/2"	Cast Iron	Roller	3000	8-5/32"	N/A	CHB60159GP-CAI51(GG)
		Steel	Roller	3000	8-5/32"	N/A	CHB60159GP-STL51(GG)
		Steel	Tapered Roller	3000	8-5/32"	N/A	CHB60159GP-STL91(GG)
		V-Groove	Tapered Roller	3000	8-5/32"	N/A	CHB60159GP-STV51(GG)
8"	2-1/2"	Cast Iron	Roller	3000	10-3/16"	N/A	CHB80159GP-CAI51(GG)
		Steel	Roller	3500	10-3/16"	N/A	CHB80159GP-STL51(GG)



Pacer Hooded Die-Cast Twin Wheel



Features	Applications	Options
----------	--------------	---------

- Zinc die-cast body and hood
- Concealed axle

- Seating
- Electronic Equipment
- Store Fixtures
- Office Equipment

Fasteners: Stemless, threaded stem, grip ring stem, grip neck stem, plate.

Brake: To order, insert [-B] at the end of the Part Number (50mm models only).

Finishes: Bright Chrome, Brass Plate, Flat Black, Satin Chrome, Windsor Antique

Urethane Wheel: To order, insert [-U] at the end of the Part Number.

Finish Selection



Bright Chrome



Brass Plate



Flat Black



Satin Chrome



Windsor Antique



Stemless Models

Wheel Diameter	Tread Material*	Finish	Dynamic Load	Mounting Height	Swivel Radius	Part Number	Fastening Selection
50mm	Nylon	Bright Chrome	75 lbs	N/A	1-3/4"	PPA50000BC	000
	Nylon	Brass Plate	75 lbs	N/A	1-3/4"	PPA50000BR	000
	Nylon	Flat Black	75 lbs	N/A	1-3/4"	PPA50000FB	000
	Nylon	Satin Chrome	75 lbs	N/A	1-3/4"	PPA50000SC	000
	Nylon	Windsor Antique	75 lbs	N/A	1-3/4"	PPA50000WA	000
60mm	Nylon	Bright Chrome	100 lbs	N/A	2-3/16"	PPA60000BC	000
	Nylon	Bright Brass	100 lbs	N/A	2-3/16"	PPA60000BR	000
	Nylon	Flat Black	100 lbs	N/A	2-3/16"	PPA60000FB	000
	Nylon	Satin Chrome	100 lbs	N/A	2-3/16"	PPA60000SC	000
	Nylon	Windsor Antique	100 lbs	N/A	2-3/16"	PPA60000WA	000

For Brake add -B to end of part number swivel radius is 2-7/16" (50mm diameter models only).

*For Urethane tread add -U to end of part number. Not available on brake models.

Pacer Hooded Die-Cast Twin Wheel

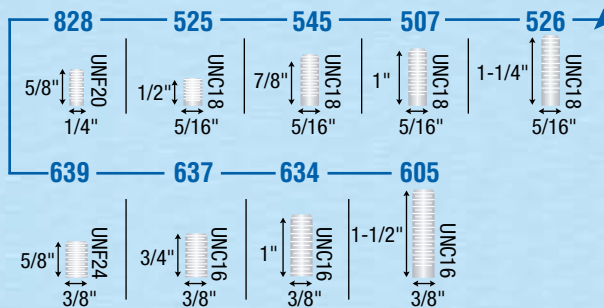


Threaded Stem Models

Wheel Diameter	Tread Material*	Finish	Dynamic Load	Mounting Height	Swivel Radius	Part Number	Fastening Selection
50mm	Nylon	Bright Chrome	75 lbs	2-1/2"	1-3/4"	PPA50_BC	828, 525, 507, 639, 637, 634, 605
	Nylon	Brass Plate	75 lbs	2-1/2"	1-3/4"	PPA50_BR	828, 525, 507, 639, 637, 634, 605
	Nylon	Flat Black	75 lbs	2-1/2"	1-3/4"	PPA50_FB	828, 525, 507, 639, 637, 634, 605
	Nylon	Satin Chrome	75 lbs	2-1/2"	1-3/4"	PPA50_SC	828, 525, 507, 639, 637, 634, 605
	Nylon	Windsor Antique	75 lbs	2-1/2"	1-3/4"	PPA50_WA	828, 525, 507, 639, 637, 634, 605
60mm	Nylon	Bright Chrome	100 lbs	2-7/8"	2-3/16"	PPA60_BC	525, 545, 526, 639, 637, 605
	Nylon	Brass Plate	100 lbs	2-7/8"	2-3/16"	PPA60_BR	525, 545, 526, 639, 637, 605
	Nylon	Flat Black	100 lbs	2-7/8"	2-3/16"	PPA60_FB	525, 545, 526, 639, 637, 605
	Nylon	Satin Chrome	100 lbs	2-7/8"	2-3/16"	PPA60_SC	525, 545, 526, 639, 637, 605
	Nylon	Windsor Antique	100 lbs	2-7/8"	2-3/16"	PPA60_WA	525, 545, 526, 639, 637, 605

For Brake add -B to end of part number swivel radius is 2-7/16" (50mm diameter models only).

*For Urethane tread add -U to end of part number. Not available on brake models.



To order include fastener code.
Example: PPA60**526**BC.

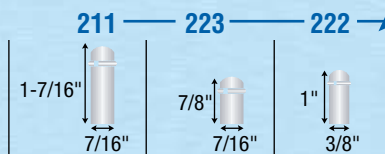


Grip Ring Stem Models

Wheel Diameter	Tread Material*	Finish	Dynamic Load	Mounting Height	Swivel Radius	Part Number	Fastening Selection
50mm	Nylon	Bright Chrome	75 lbs	2-3/8"	1-3/4"	PPA50_BC	211, 223, 222
	Nylon	Bright Brass	75 lbs	2-3/8"	1-3/4"	PPA50_BR	211, 223, 222
	Nylon	Flat Black	75 lbs	2-3/8"	1-3/4"	PPA50_FB	211, 223, 222
	Nylon	Satin Chrome	75 lbs	2-3/8"	1-3/4"	PPA50_SC	211, 223, 222
	Nylon	Windsor Antique	75 lbs	2-3/8"	1-3/4"	PPA50_WA	211, 223, 222
60mm	Nylon	Bright Chrome	100 lbs	2-3/4"	2-3/16"	PPA60_BC	211, 223, 222
	Nylon	Bright Brass	100 lbs	2-3/4"	2-3/16"	PPA60_BR	211, 223, 222
	Nylon	Flat Black	100 lbs	2-3/4"	2-3/16"	PPA60_FB	211, 223, 222
	Nylon	Satin Chrome	100 lbs	2-3/4"	2-3/16"	PPA60_SC	211, 223, 222
	Nylon	Windsor Antique	100 lbs	2-3/4"	2-3/16"	PPA60_WA	211, 223, 222

For Brake add -B to end of part number swivel radius is 2-7/16" (50mm diameter models only).

*For Urethane tread add -U to end of part number. Not available on brake models.



To order include fastener code.
Example: PPA50**222**BC.

Pacer Hooded Die-Cast Twin Wheel

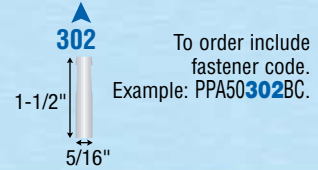


Grip Neck Stem Models

Wheel Diameter	Tread Material*	Finish	Dynamic Load	Mounting Height	Swivel Radius	Part Number	Fastening Selection
50mm	Nylon	Bright Chrome	75 lbs	2-3/8"	1-3/4"	PPA50302BC	302
	Nylon	Bright Brass	75 lbs	2-3/8"	1-3/4"	PPA50302BR	302
	Nylon	Flat Black	75 lbs	2-3/8"	1-3/4"	PPA50302FB	302
	Nylon	Satin Chrome	75 lbs	2-3/8"	1-3/4"	PPA50302SC	302
	Nylon	Windsor Antique	75 lbs	2-3/8"	1-3/4"	PPA50302WA	302
60mm	Nylon	Bright Chrome	100 lbs	2-3/4"	2-3/16"	PPA60302BC	302
	Nylon	Bright Brass	100 lbs	2-3/4"	2-3/16"	PPA60302BR	302
	Nylon	Flat Black	100 lbs	2-3/4"	2-3/16"	PPA60302FB	302
	Nylon	Satin Chrome	100 lbs	2-3/4"	2-3/16"	PPA60302SC	302
	Nylon	Windsor Antique	100 lbs	2-3/4"	2-3/16"	PPA60302WA	302

For Brake add -B to end of part number swivel radius is 2-7/16" (50mm diameter models only).

*For Urethane tread add -U to end of part number. Not available on brake models.

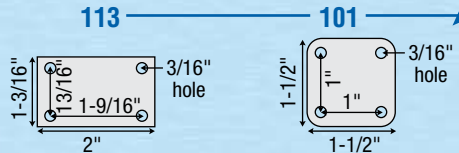


Swivel Top Plate Models

Wheel Diameter	Tread Material*	Finish	Dynamic Load	Mounting Height	Swivel Radius	Part Number	Fastening Selection
50mm	Nylon	Bright Chrome	75 lbs	2-11/16"	1-3/4"	PPA50__BC	101, 113
	Nylon	Bright Brass	75 lbs	2-11/16"	1-3/4"	PPA50__BR	101, 113
	Nylon	Flat Black	75 lbs	2-11/16"	1-3/4"	PPA50__FB	101, 113
	Nylon	Satin Chrome	75 lbs	2-11/16"	1-3/4"	PPA50__SC	101, 113
	Nylon	Windsor Antique	75 lbs	2-11/16"	1-3/4"	PPA50__WA	101, 113
60mm	Nylon	Bright Chrome	100 lbs	3-1/16"	2-3/16"	PPA60__BC	101, 113
	Nylon	Bright Brass	100 lbs	3-1/16"	2-3/16"	PPA60__BR	101, 113
	Nylon	Flat Black	100 lbs	3-1/16"	2-3/16"	PPA60__FB	101, 113
	Nylon	Satin Chrome	100 lbs	3-1/16"	2-3/16"	PPA60__SC	101, 113
	Nylon	Windsor Antique	100 lbs	3-1/16"	2-3/16"	PPA60__WA	101, 113

For Brake add -B to end of part number swivel radius is 2-7/16" (50mm diameter models only).

*For Urethane tread add -U to end of part number. Not available on brake models.



To order include fastener code.
Example: PPA50**113**BC.

Pilot Unhooded Die-Cast Twin Wheel



Features

- Zinc die-cast body
- Concealed axle

Applications

- Seating
- Electronic Equipment
- Store Fixtures

Options

Fasteners: Stemless, threaded stem, grip ring stem, grip neck stem, plate.

Urethane Wheel: To order, insert [-U] at the end of the Part Number.



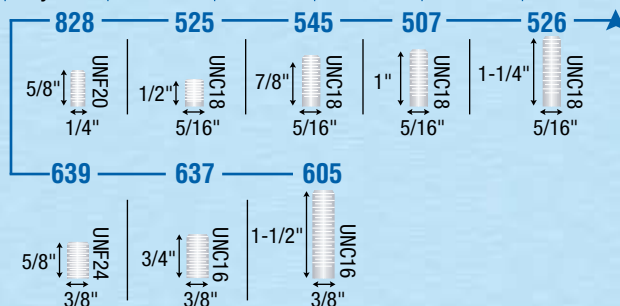
Stemless Models

Wheel Diameter	Tread Material	Finish	Dynamic Load	Mounting Height	Swivel Radius	Part Number	Fastening Selection
50mm	Nylon	Flat Black	75 lbs	N/A	1-11/16"	PPB50000FB	000
60mm	Nylon	Flat Black	100 lbs	N/A	2-1/16"	PPB60000FB	000



Threaded Stem Models

Wheel Diameter	Tread Material	Finish	Dynamic Load	Mounting Height	Swivel Radius	Part Number	Fastening Selection
50mm	Nylon	Flat Black	75 lbs	2-1/2"	1-11/16"	PPB50__FB	828, 525, 507, 639, 637, 605
60mm	Nylon	Flat Black	100 lbs	2-7/8"	2-1/16"	PPB60__FB	525, 545, 526, 639, 637, 605



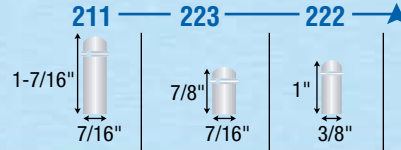
To order include fastener code.
Example:
PPB60**526**FB.

Pilot Unhooded Die-Cast Twin Wheel



Grip Ring Stem Models

Wheel Diameter	Tread Material	Finish	Dynamic Load	Mounting Height	Swivel Radius	Part Number	Fastening Selection
50mm	Nylon	Flat Black	75 lbs	2-3/8"	1-11/16"	PPB50__FB	222, 223, 211
60mm	Nylon	Flat Black	100 lbs	2-3/4"	2-1/16"	PPB60__FB	222, 223, 211

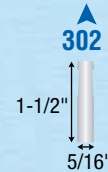


To order include fastener code.
Example:
PPB50**222**FB.



Grip Neck Stem Models

Wheel Diameter	Tread Material	Finish	Dynamic Load	Mounting Height	Swivel Radius	Part Number	Fastening Selection
50mm	Nylon	Flat Black	75 lbs	2-3/8"	1-11/16"	PPB50__FB	302
60mm	Nylon	Flat Black	100 lbs	2-3/4"	2-1/16"	PPB60__FB	302

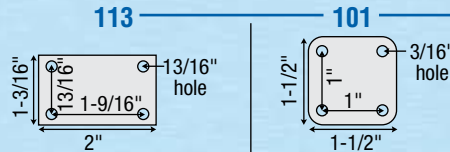


To order include fastener code.
Example:
PPB50**302**FB.



Swivel Top Plate Models

Wheel Diameter	Tread Material	Finish	Dynamic Load	Mounting Height	Swivel Radius	Part Number	Fastening Selection
50mm	Nylon	Flat Black	75 lbs	2-11/16"	1-11/16"	PPB50__FB	101
60mm	Nylon	Flat Black	100 lbs	3-1/16"	2-1/16"	PPB60__FB	113



To order include fastener code.
Example:
PPB60**113**FB.

Source II Nylon Hooded Twin Wheel Casters



Features

- All nylon construction
- Steel axle and fastening

Applications

- Furniture
- Display Units
- Medical Equipment
- Utility Carts
- Office Equipment

Options

Fasteners: Threaded, Top Plate, Grip Ring, Grip Neck

Brake: Available for black models only. To order, insert [-B] at the end of the Part Number.

Finishes: Finishes available in black and windsor antique metallic hood.

Finish Selection



Black



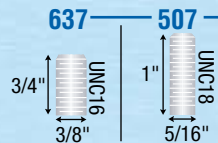
Windsor Antique



Threaded Stem Models

Wheel Diameter	Tread Material	Finish	Dynamic Load	Mounting Height	Swivel Radius	Part Number	Fastening Selection
40mm	Nylon	Black	40 lbs	2"	1-11/16"	PTW40__BK	637, 507
50mm	Nylon	Black	75 lbs	2-3/8"	2"	PTW50__BK	637, 507
		Windsor Antique	75 lbs	2-3/8"	2"	PTW50__WA	637, 507
60mm	Nylon	Black	100 lbs	2-3/4"	2-1/4"	PTW60__BK	637, 507
		Windsor Antique	100 lbs	2-3/4"	2-1/4"	PTW60__WA	637, 507

Brake is available for black models only. For Brake add -B to end of part number swivel radius is 1-15/16" (40mm), 2-7/16" (50mm), 2-7/8" (60mm).



To order include fastener code. Example: (PTW40**507**BK).

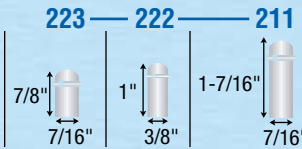
Source II Nylon Hooded Twin Wheel Casters



Grip Ring Stem Models

Wheel Diameter	Tread Material	Finish	Dynamic Load	Mounting Height	Swivel Radius	Part Number	Fastening Selection
40mm	Nylon	Black	40 lbs	2"	1-11/16"	PTW40__BK	223
50mm	Nylon	Black	75 lbs	2-3/8"	2"	PTW50__BK	222, 223, 211
	Nylon	Windsor Antique	75 lbs	2-3/8"	2"	PTW50__WA	222, 223, 211
60mm	Nylon	Black	100 lbs	2-3/4"	2-1/4"	PTW60__BK	223, 211
	Nylon	Windsor Antique	100 lbs	2-3/4"	2-1/4"	PTW60__WA	223, 211

Brake is available for black models only. For Brake add -B to end of part number swivel radius is 1-15/16" (40mm), 2-7/16" (50mm), 2-7/8" (60mm).



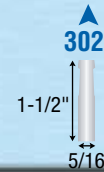
To order include fastener code. Example: (PTW40**223**BK).



Grip Neck Stem Models

Wheel Diameter	Tread Material	Finish	Dynamic Load	Mounting Height	Swivel Radius	Part Number	Fastening Selection
40mm	Nylon	Black	40 lbs	2"	1-11/16"	PTW40302BK	302
50mm	Nylon	Black	75 lbs	2-3/8"	2"	PTW50302BK	302
	Nylon	Windsor Antique	75 lbs	2-3/8"	2"	PTW50302WA	302
60mm	Nylon	Black	100 lbs	2-3/4"	2-1/4"	PTW60302BK	302
	Nylon	Windsor Antique	100 lbs	2-3/4"	2-1/4"	PTW60302WA	302

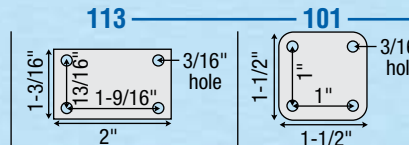
Brake is available for black models only. For Brake add -B to end of part number swivel radius is 1-15/16" (40mm), 2-7/16" (50mm), 2-7/8" (60mm).



Swivel Top Plate Models

Wheel Diameter	Tread Material	Finish	Dynamic Load	Mounting Height	Swivel Radius	Part Number	Fastening Selection
40mm	Nylon	Black	40 lbs.	2-1/4"	1-11/16"	PTW40__BK	113, 101
50mm	Nylon	Black	75 lbs	2-5/8"	2"	PTW50__BK	113, 101
	Nylon	Windsor Antique	75 lbs	2-5/8"	2"	PTW50__WA	113, 101
60mm	Nylon	Black	100 lbs	3"	2-1/4"	PTW60__BK	113, 101
	Nylon	Windsor Antique	100 lbs	3"	2-1/4"	PTW60__WA	113, 101

Brake is available for black models only. For Brake add -B to end of part number swivel radius is 1-15/16" (40mm), 2-7/16" (50mm), 2-7/8" (60mm).



To order include fastener code. Example: (PTW40**113**BK).

Chair Casters

Self Braking



Features	Applications	Options
----------	--------------	---------

- | | | |
|---|--|--|
| <ul style="list-style-type: none"> • Choice of models that automatically brake with or without weight • Constructed of injection-molded engineering grade nylon • Urethane Tread | <ul style="list-style-type: none"> • Seating • Medical Equipment | <p>Braking: Model PSC50223BK-U brakes when weight is applied. Model PSD50223BK-U brakes without weight, rolls when weight is applied.</p> |
|---|--|--|

Wheel Diameter	Tread Material	Dynamic Load	Mounting Height Range	Swivel Radius	Part Number	Fastening Selection
Compression Brake (Brakes when weight is applied)						
50mm	Urethane	75lbs	2-7/16" - 2-1/2"	2-1/16"	PSC50223BK-U	223
Decompression Brake (Brakes without weight, rolls when weight is applied)						
50mm	Urethane	75lbs	2-3/8" - 2-7/16"	2-1/16"	PSD50223BK-U	223

223
7/8"
7/16"

Replacement Chair



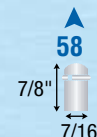
Features	Applications	Options
----------	--------------	---------

- | | | |
|---|--|--|
| <ul style="list-style-type: none"> • Constructed of injection-molded engineering grade nylon • Nylon tread for carpeting and urethane for hard floors | <ul style="list-style-type: none"> • Seating • Medical Equipment | <p>1-1/2" or 1-3/4" pivot boss sizes</p> |
|---|--|--|



Grip Ring Stem Models

Wheel Diameter	Pivot Boss Diameter	Tread Material	Dynamic Load	Mounting Height	Swivel Radius	Part Number	Fastening Selection
55mm	1-1/2"	Nylon	75lb	2-1/4"	2-9/16"	PHT55058BK-02532	58
	1-3/4"	Nylon	75lb	2-1/8"	2-9/16"	PHG55058BK-02532	58
	1-1/2"	Urethane	75lb	2-1/4"	2-9/16"	PHT55058BK-02524	58
	1-3/4"	Urethane	75lb	2-1/8"	2-9/16"	PHG55058BK-02524	58



Nylon Wheel

Urethane Wheel



Features

- Contemporary design
- Choice of nylon or urethane wheel
- Rivet axle for positive wheel retention on all except for 50mm and 60mm nylon models

Applications

- Medical Equipment
- Utility Carts
- Furniture
- Store Fixtures
- Office Equipment

Options

Fasteners: Threaded, Top Plate, Grip Ring, Grip Neck

Brake: To order insert [-B] at the end of the Part Number. For brake model with urethane wheel insert [-BU] after model number.

Wheel Selection



Nylon Wheel (2)
Models shown in chart.



Urethane Wheel (2)
Add [-U] at end of part number or
add [-BU] for brake models.

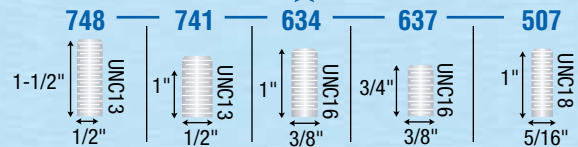


For brake add [-B] to end of part number. Swivel radius for 50mm is 2-3/8", 60mm is 2-1/2", 75mm is 3-3/16", 100mm is 4-1/2", 125mm is 5-1/8".

Threaded Stem Models

Wheel Diameter	Tread Material	Dynamic Load	Mounting Height	Swivel Radius	Part Number	Fastening Selection
50mm	Nylon	75lb	2-1/4"	1-13/16"	PUT50__BK	507, 637, 634
	Urethane	75lb	2-1/4"	1-13/16"	PUT50__BK-U	507, 637, 634
60mm	Nylon	100lb	2-5/8"	2-1/16"	PUT60__BK	507, 637, 634
	Urethane	100lb	2-5/8"	2-1/16"	PUT60__BK-U	507, 637, 634
75mm	Nylon	165	3-1/4"	2-1/2"	PUT75__BK	507, 637, 634, 741, 748
	Urethane	165	3-1/4"	2-1/2"	PUT75__BK-U	507, 637, 634, 741, 748
100mm	Nylon	175	4-3/8"	3-5/8"	PUT100__BK	637, 634, 741, 748
	Urethane	175	4-3/8"	3-5/8"	PUT100__BK-U	637, 634, 741, 748
125mm	Nylon	180	5-7/16"	4-1/2"	PUT125__BK	741, 748
	Urethane	180	5-7/16"	4-1/2"	PUT125__BK-U	741, 748

To order include fastener code. Example: (PUT75**507**BK).





For brake add [-B] to end of part number. Swivel radius for 50mm is 2-3/8", 60mm is 2-1/2", 75mm is 3-3/16", 100mm is 4-1/2", 125mm is 5-1/8".



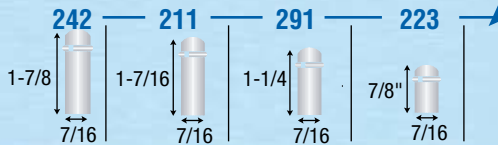
For brake add [-B] to end of part number. Swivel radius for 50mm is 2-3/8", 60mm is 2-1/2", 75mm is 3-3/16", 100mm is 4-1/2", 125mm is 5-1/8".



For brake add [-B] to end of part number. Swivel radius for 50mm is 2-3/8", 60mm is 2-1/2", 75mm is 3-3/16", 100mm is 4-1/2", 125mm is 5-1/8".

Grip Ring Stem Models

Wheel Diameter	Tread Material	Dynamic Load	Mounting Height	Swivel Radius	Part Number	Fastening Selection
50mm	Nylon	75lb	2-1/4"	1-13/16"	PUT50__BK	223, 211, 273
	Urethane	75lb	2-1/4"	1-13/16"	PUT50__BK-U	223, 211, 273
60mm	Nylon	100lb	2-5/8"	2-1/16"	PUT60__BK	223, 211, 273
	Urethane	100lb	2-5/8"	2-1/16"	PUT60__BK-U	223, 211, 273
75mm	Nylon	165	3-3/16"	2-1/2"	PUT75__BK	223, 211, 291, 242
	Urethane	165	3-3/16"	2-1/2"	PUT75__BK-U	223, 211, 291, 242
100mm	Nylon	175	4-5/16"	3-5/8"	PUT100__BK	291, 211
	Urethane	175	4-5/16"	3-5/8"	PUT100__BK-U	291, 211
125mm	Nylon	180	5-5/16"	4-1/2"	PUT125__BK	291, 211
	Urethane	180	5-5/16"	4-1/2"	PUT125__BK-U	291, 211



To order include fastener code. Example: (PUT75**223**BK).

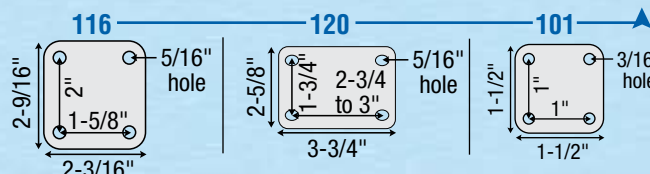
Grip Neck Stem Models

Wheel Diameter	Tread Material	Dynamic Load	Mounting Height	Swivel Radius	Part Number	Fastening Selection
50mm	Nylon	75lb	2-1/4"	1-13/16"	PUT50302BK	302
	Urethane	75lb	2-1/4"	1-13/16"	PUT50302BK-U	302
60mm	Nylon	100lb	2-5/8"	2-1/16"	PUT60302BK	302
	Urethane	100lb	2-5/8"	2-1/16"	PUT60302BK-U	302
75mm	Nylon	165	3-3/16"	2-1/2"	PUT75302BK	302
	Urethane	165	3-3/16"	2-1/2"	PUT75302BK-U	302



Swivel Top Plate Models

Wheel Diameter	Tread Material	Dynamic Load	Mounting Height	Swivel Radius	Part Number	Fastening Selection
50mm	Nylon	75lb	2-3/8"	1-13/16"	PUT50101BK	101
	Urethane	75lb	2-3/8"	1-13/16"	PUT50101BK-U	101
60mm	Nylon	100lb	2-3/4"	2-1/16"	PUT60101BK	101
	Urethane	100lb	2-3/4"	2-1/16"	PUT60101BK-U	101
75mm	Nylon	165	3-1/2"	2-1/2"	PUT75__BK	120, 101, 116
	Urethane	165	3-1/2"	2-1/2"	PUT75__BK-U	120, 101, 116
100mm	Nylon	175	4-5/8"	3-5/8"	PUT100__BK	120, 116
	Urethane	175	4-5/8"	3-5/8"	PUT100__BK-U	120, 116
125mm	Nylon	180	5-5/8"	4-1/2"	PUT125__BK	120, 116
	Urethane	180	5-5/8"	4-1/2"	PUT125__BK-U	120, 116



To order include fastener code. Example: (PUT75**101**BK).

Softech Soft Tread Twin Wheel Casters



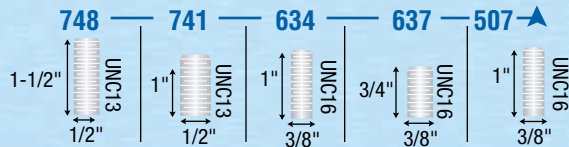
Features	Applications	Options
<ul style="list-style-type: none"> Soft 70-75/A durometer tread constructed of high-tech thermoplastic elastomer High load ratings Quiet mobility Rivet axle for positive wheel retention 	<ul style="list-style-type: none"> Electronic Equipment Medical Equipment Audio/Visual Equipment Furniture 	<p>Fasteners: Threaded, Top Plate, Grip Ring, Grip Neck</p> <p>Brake: To order insert [-B] at the end of the Part Number.</p>



Threaded Stem Models (Black)

Wheel Diameter	Tread Material	Dynamic Load	Mounting Height	Swivel Radius	Part Number	Fastening Selection
50mm	Thermoplastic Elastomer	75	2-1/4"	1-13/16"	PSF50__BK	507, 637, 634
60mm	Thermoplastic Elastomer	100	2-5/8"	2-1/16"	PSF60__BK	507, 637, 634
75mm	Thermoplastic Elastomer	165	3-1/4"	2-1/2"	PSF75__BK	507, 637, 634, 741, 748
100mm	Thermoplastic Elastomer	225	4-3/8"	3-5/8"	PSF100__BK	637, 634, 741, 748
125mm	Thermoplastic Elastomer	225	5-7/16"	4-1/2"	PSF125__BK	741, 748

For brake add [-B] to end of part number. Swivel radius for 50mm is 2-3/8", 60mm is 2-1/2", 75mm is 3-3/16", 100mm is 4-1/2", 125mm is 5-1/8".



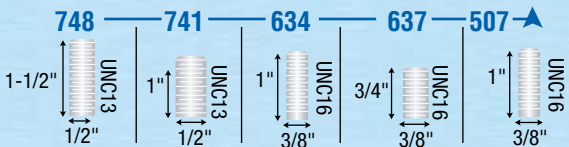
To order include fastener code. Example: (PSF75**507**BK).



Threaded Stem Models (Grey)

Wheel Diameter	Tread Material	Dynamic Load	Mounting Height	Swivel Radius	Part Number	Fastening Selection
50mm	Thermoplastic Elastomer	75	2-1/4"	1-13/16"	PSF50__GR	507, 637, 634
60mm	Thermoplastic Elastomer	100	2-5/8"	2-1/16"	PSF60__GR	507, 637, 634
75mm	Thermoplastic Elastomer	165	3-1/4"	2-1/2"	PSF75__GR	507, 637, 634, 741, 748
100mm	Thermoplastic Elastomer	225	4-3/8"	3-5/8"	PSF100__GR	637, 634, 741, 748
125mm	Thermoplastic Elastomer	225	5-7/16"	4-1/2"	PSF125__GR	741, 748

For brake add [-B] to end of part number. Swivel radius for 50mm is 2-3/8", 60mm is 2-1/2", 75mm is 3-3/16", 100mm is 4-1/2", 125mm is 5-1/8".



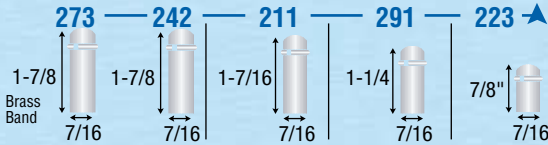
To order include fastener code. Example: (PSF75**507**GR).



Grip Ring Stem Models (Black)

Wheel Diameter	Tread Material	Dynamic Load	Mounting Height	Swivel Radius	Part Number	Fastening Selection
50mm	Thermoplastic Elastomer	75	2-1/4"	1-13/16"	PSF50__BK	223, 211, 273
60mm	Thermoplastic Elastomer	100	2-5/8"	2-1/16"	PSF60__BK	223, 211, 273
75mm	Thermoplastic Elastomer	165	3-3/16"	2-1/2"	PSF75__BK	223, 291, 211, 242
100mm	Thermoplastic Elastomer	225	4-5/16"	3-5/8"	PSF100__BK	291, 211
125mm	Thermoplastic Elastomer	225	5-5/16"	4-1/2"	PSF125__BK	291, 211

For brake add [-B] to end of part number. Swivel radius for 50mm is 2-3/8", 60mm is 2-1/2", 75mm is 3-3/16", 100mm is 4-1/2", 125mm is 5-1/8".



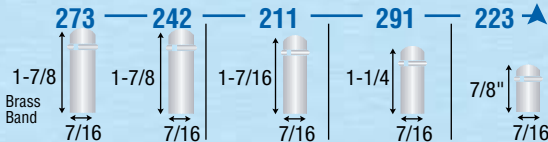
To order include fastener code.
Example:
(PSF75**223**BK).



Grip Ring Stem Models (Grey)

Wheel Diameter	Tread Material	Dynamic Load	Mounting Height	Swivel Radius	Part Number	Fastening Selection
50mm	Thermoplastic Elastomer	75	2-1/4"	1-13/16"	PSF50__GR	223, 211, 273
60mm	Thermoplastic Elastomer	100	2-5/8"	2-1/16"	PSF60__GR	223, 211, 273
75mm	Thermoplastic Elastomer	165	3-3/16"	2-1/2"	PSF75__GR	223, 291, 211, 242
100mm	Thermoplastic Elastomer	225	4-5/16"	3-5/8"	PSF100__GR	291, 211
125mm	Thermoplastic Elastomer	225	5-5/16"	4-1/2"	PSF125__GR	291, 211

For brake add [-B] to end of part number. Swivel radius for 50mm is 2-3/8", 60mm is 2-1/2", 75mm is 3-3/16", 100mm is 4-1/2", 125mm is 5-1/8".



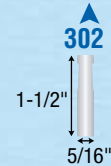
To order include fastener code.
Example:
(PSF75**223**GR).



Grip Neck Stem Models (Black)

Wheel Diameter	Tread Material	Dynamic Load	Mounting Height	Swivel Radius	Part Number	Fastening Selection
50mm	Thermoplastic Elastomer	75	2-1/4"	1-13/16"	PSF50__BK	302
60mm	Thermoplastic Elastomer	100	2-5/8"	2-1/16"	PSF60__BK	302
75mm	Thermoplastic Elastomer	165	3-3/16"	2-1/2"	PSF75__BK	302

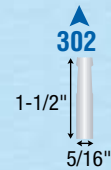
For brake add [-B] to end of part number. Swivel radius for 50mm is 2-3/8", 60mm is 2-1/2", 75mm is 3-3/16", 100mm is 4-1/2", 125mm is 5-1/8".



Grip Neck Stem Models (Grey)

Wheel Diameter	Tread Material	Dynamic Load	Mounting Height	Swivel Radius	Part Number	Fastening Selection
50mm	Thermoplastic Elastomer	75	2-1/4"	1-13/16"	PSF50__GR	302
60mm	Thermoplastic Elastomer	100	2-5/8"	2-1/16"	PSF60__GR	302
75mm	Thermoplastic Elastomer	165	3-3/16"	2-1/2"	PSF75__GR	302

For brake add [-B] to end of part number. Swivel radius for 50mm is 2-3/8", 60mm is 2-1/2", 75mm is 3-3/16", 100mm is 4-1/2", 125mm is 5-1/8".

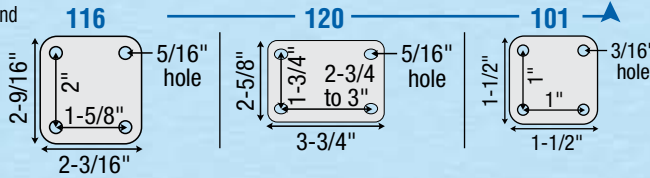




Swivel Top Plate Models (Black)

Wheel Diameter	Tread Material	Dynamic Load	Mounting Height	Swivel Radius	Part Number	Fastening Selection
50mm	Thermoplastic Elastomer	75	2-3/8"	1-13/16"	PSF50__BK	101
60mm	Thermoplastic Elastomer	100	2-3/4"	2-1/16"	PSF60__BK	101
75mm	Thermoplastic Elastomer	165	3-1/2"	2-1/2"	PSF75__BK	101, 116, 120
100mm	Thermoplastic Elastomer	225	4-5/8"	3-5/8"	PSF100__BK	116, 120
125mm	Thermoplastic Elastomer	225	5-5/8"	4-1/2"	PSF125__BK	116, 120

For brake add [-B] to end of part number. Swivel radius for 50mm is 2-3/8", 60mm is 2-1/2", 75mm is 3-3/16", 100mm is 4-1/2", 125mm is 5-1/8".



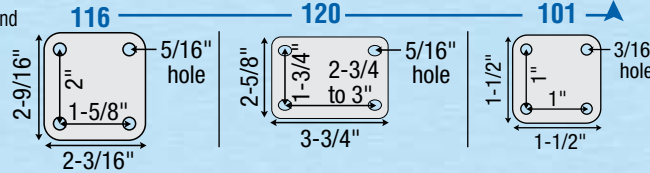
To order include fastener code. Example: (PSF75**101**BK).



Swivel Top Plate Models (Grey)

Wheel Diameter	Tread Material	Dynamic Load	Mounting Height	Swivel Radius	Part Number	Fastening Selection
50mm	5Thermoplastic Elastomer	75	2-3/8"	1-13/16"	PSF50__GR	101
60mm	Thermoplastic Elastomer	100	2-3/4"	2-1/16"	PSF60__GR	101
75mm	Thermoplastic Elastomer	165	3-1/2"	2-1/2"	PSF75__GR	101, 120, 116
100mm	Thermoplastic Elastomer	225	4-5/8"	3-5/8"	PSF100__GR	120, 116
125mm	Thermoplastic Elastomer	225	5-5/8"	4-1/2"	PSF125__GR	120, 116

For brake add [-B] to end of part number. Swivel radius for 50mm is 2-3/8", 60mm is 2-1/2", 75mm is 3-3/16", 100mm is 4-1/2", 125mm is 5-1/8".



To order include fastener code. Example: (PSF75**101**GR).

MRI Non-Magnetic Casters



Features

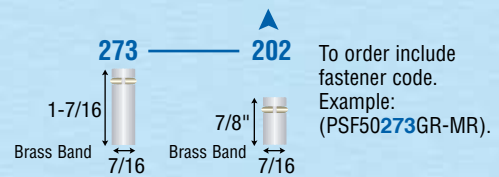
- Non-magnetic caster is MRI safe
- Soft 70-75/A durometer tread constructed of high-tech thermoplastic elastomer
- High load ratings
- Quiet mobility

Applications

- Medical Equipment
- Hospital Carts
- Electronic Equipment

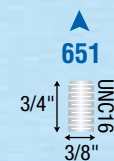
Grip Ring Stem Models

Wheel Diameter	Tread Material	Dynamic Load	Mounting Height	Swivel Radius	Part Number	Fastening Selection
50mm	Thermoplastic Elastomer	75	2-1/4"	1-13/16"	PSF50__GR-MR	273, 202
60mm	Thermoplastic Elastomer	100	2-1/2"	2-1/8"	PSF60__GR-MR	273, 202
75mm	Thermoplastic Elastomer	165	3-3/16"	2-1/2"	PSF75__GR-MR	273, 202



Threaded Stem Models

Wheel Diameter	Tread Material	Dynamic Load	Mounting Height	Swivel Radius	Part Number	Fastening Selection
50mm	Thermoplastic Elastomer	75	2-1/4"	1-13/16"	PSF50637GR-MR	651
60mm	Thermoplastic Elastomer	100	2-1/2"	2-1/8"	PSF60637GR-MR	651
75mm	Thermoplastic Elastomer	165	3-3/16"	2-1/2"	PSF75637GR-MR	651



Twin Lock Total Lock Twin Wheels

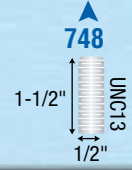


Features	Applications	Options
----------	--------------	---------

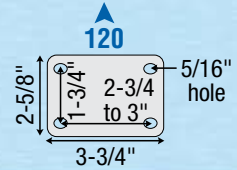
- | | | |
|---|--|---|
| <ul style="list-style-type: none"> • Total Lock version locks both swivel and wheel. • Strong nylon construction with urethane tread. | <ul style="list-style-type: none"> • Medical Equipment • Utility carts • Fixtures | <p>Brakes: Total lock locks both swivel and wheel.</p> |
|---|--|---|



Wheel Diameter	Tread Material	Dynamic Load	Mounting Height	Swivel Radius	Part Number	Fastening Selection
Threaded Stem Swivel Model						
100mm	Urethane	225	3-1/4"	5"	PTS100748GR-U	748
Threaded Stem Total Lock Model						
100mm	Urethane	225	3-5/8"	5"	PTL100748GR-U	748



Wheel Diameter	Tread Material	Dynamic Load	Mounting Height	Swivel Radius	Part Number	Fastening Selection
Swivel Top Plate Model						
100mm	Urethane	225	3-1/4"	5-3/8"	PTS100120GR-U	120
Swivel Top Plate Total Lock Model						
100mm	Urethane	225	3-5/8"	5-3/8"	PTL100120GR-U	120



Chrome Hospital



Features

- Chrome Plated Finish
- Dual Ball Swivel Raceways for added strength
- Total Lock Brake models lock both swivel and wheel
- Directional lock models lock swivel only (helps with Steering)
- Precision ball bearings in wheels for easier rollability
- Wheels have full plastic thread guards for added protection

Applications

- Food Service
- Case Carts
- Hospital Equipment
- Institutional Equipment
- Medical equipment



Total Lock
Change "SW"
to "TL". Red
sticker on pedal.

Direction Lock
Change "SW"
to "DL". Green
sticker on pedal.

Hollow Kingpin

Wheel Diameter	Tread Width	Tread Material	Bearing Type	Dynamic Load	Mounting Height	Swivel Radius*	Swivel Part Number
3"	1-1/4	Thermoplastic Rubber	Precision Ball	165	4-5/16	2-29/32	CH-03TPP-125-SW-HK01
	1-1/4	Polyurethane TPU	Precision Ball	165	4-5/16	2-29/32	CH-03PYP-125-SW-HK01
4"	1-1/4	Thermoplastic Rubber	Precision Ball	190	5-5/16	3-37/64	CH-04TPP-125-SW-HK01
	1-1/4	Polyurethane TPU	Precision Ball	190	5-5/16	3-37/64	CH-04PYP-125-SW-HK01
5"	1-1/4	Thermoplastic Rubber	Precision Ball	220	6-5/16	4-7/32	CH-05TPP-125-SW-HK01
	1-1/4	Polyurethane TPU	Precision Ball	220	6-5/16	4-7/32	CH-05PYP-125-SW-HK01
6"	1-1/4	Thermoplastic Rubber	Precision Ball	240	7-9/32	4-39/64	CH-06TPP-125-SW-HK01
	1-1/4	Polyurethane TPU	Precision Ball	240	7-9/32	4-39/64	CH-06PYP-125-SW-HK01

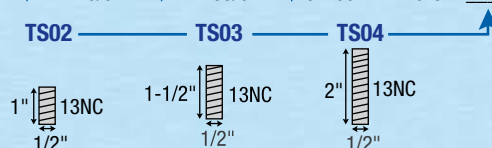
Caster is provided assembled. Change HK01 code to HKU1 for unassembled. 1/2" I.D.

HK01

*Swivel radius for total lock and direction lock models increases to: 3"=4-1/4, 4"=4-35/64, 5" & 6"=4-55/64.

Threaded Stem Models

Wheel Diameter	Tread Width	Tread Material	Bearing Type	Dynamic Load	Mounting Height	Swivel Radius*	Swivel Part Number
3"	1-1/4	Thermoplastic Rubber	Precision Ball	165	4-5/16	2-29/32	CH-03TPP-125-SW-____
	1-1/4	Polyurethane TPU	Precision Ball	165	4-5/16	2-29/32	CH-03PYP-125-SW-____
4"	1-1/4	Thermoplastic Rubber	Precision Ball	190	5-5/16	3-37/64	CH-04TPP-125-SW-____
	1-1/4	Polyurethane TPU	Precision Ball	190	5-5/16	3-37/64	CH-04PYP-125-SW-____
5"	1-1/4	Thermoplastic Rubber	Precision Ball	220	6-5/16	4-7/32	CH-05TPP-125-SW-____
	1-1/4	Polyurethane TPU	Precision Ball	220	6-5/16	4-7/32	CH-05PYP-125-SW-____
6"	1-1/4	Thermoplastic Rubber	Precision Ball	240	7-9/32	4-39/64	CH-06TPP-125-SW-____
	1-1/4	Polyurethane TPU	Precision Ball	240	7-9/32	4-39/64	CH-06PYP-125-SW-____



Total Lock
Change "SW"
to "TL". Red
sticker on pedal.

Direction Lock
Change "SW"
to "DL". Green
sticker on pedal.

*Swivel radius for total lock and direction lock models increases to: 3"=4-1/4, 4"=4-35/64, 5" & 6"=4-55/64.

Chrome Hospital

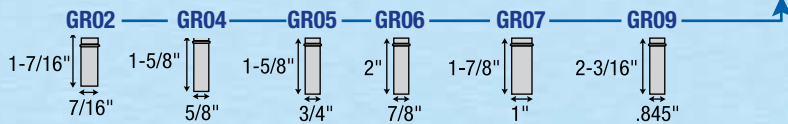


Total Lock
Change "SW"
to "TL". Red
sticker on pedal.

Direction Lock
Change "SW"
to "DL". Green
sticker on pedal.

Grip Ring Stem Models

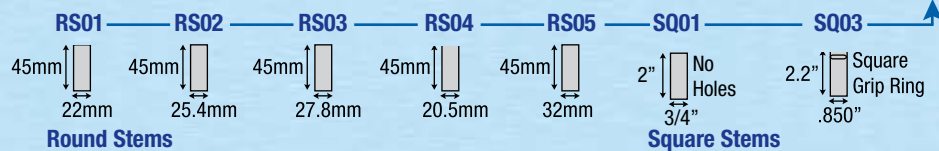
Wheel Diameter	Tread Width	Tread Material	Bearing Type	Dynamic Load	Mounting Height	Swivel Radius*	Swivel Part Number
3"	1-1/4	Thermoplastic Rubber	Precision Ball	165	4-5/16	2-29/32	CH-03TPP-125-SW-____
	1-1/4	Polyurethane TPU	Precision Ball	165	4-5/16	2-29/32	CH-03PYP-125-SW-____
4"	1-1/4	Thermoplastic Rubber	Precision Ball	190	5-5/16	3-37/64	CH-04TPP-125-SW-____
	1-1/4	Polyurethane TPU	Precision Ball	190	5-5/16	3-37/64	CH-04PYP-125-SW-____
5"	1-1/4	Thermoplastic Rubber	Precision Ball	220	6-5/16	4-7/32	CH-05TPP-125-SW-____
	1-1/4	Polyurethane TPU	Precision Ball	220	6-5/16	4-7/32	CH-05PYP-125-SW-____
6"	1-1/4	Thermoplastic Rubber	Precision Ball	240	7-9/32	4-39/64	CH-06TPP-125-SW-____
	1-1/4	Polyurethane TPU	Precision Ball	240	7-9/32	4-39/64	CH-06PYP-125-SW-____



*Swivel radius for total lock and direction lock models increases to: 3"=4-1/4, 4"=4-35/64, 5" & 6"=4-55/64.

Round or Square Stem Models

Wheel Diameter	Tread Width	Tread Material	Bearing Type	Dynamic Load	Mounting Height	Swivel Radius*	Swivel Part Number
3"	1-1/4	Thermoplastic Rubber	Precision Ball	165	4-5/16	2-29/32	CH-03TPP-125-SW-____
	1-1/4	Polyurethane TPU	Precision Ball	165	4-5/16	2-29/32	CH-03PYP-125-SW-____
4"	1-1/4	Thermoplastic Rubber	Precision Ball	190	5-5/16	3-37/64	CH-04TPP-125-SW-____
	1-1/4	Polyurethane TPU	Precision Ball	190	5-5/16	3-37/64	CH-04PYP-125-SW-____
5"	1-1/4	Thermoplastic Rubber	Precision Ball	220	6-5/16	4-7/32	CH-05TPP-125-SW-____
	1-1/4	Polyurethane TPU	Precision Ball	220	6-5/16	4-7/32	CH-05PYP-125-SW-____
6"	1-1/4	Thermoplastic Rubber	Precision Ball	240	7-9/32	4-39/64	CH-06TPP-125-SW-____
	1-1/4	Polyurethane TPU	Precision Ball	240	7-9/32	4-39/64	CH-06PYP-125-SW-____



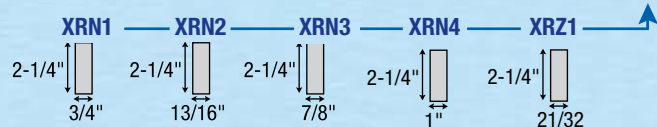
Total Lock
Change "SW"
to "TL". Red
sticker on pedal.

Direction Lock
Change "SW"
to "DL". Green
sticker on pedal.

*Swivel radius for total lock and direction lock models increases to: 3"=4-1/4, 4"=4-35/64, 5" & 6"=4-55/64.

Expanding Adapter Stem Models

Wheel Diameter	Tread Width	Tread Material	Bearing Type	Dynamic Load	Mounting Height	Swivel Radius*	Swivel Part Number
3"	1-1/4	Thermoplastic Rubber	Precision Ball	165	4-5/16	2-29/32	CH-03TPP-125-SW-____
	1-1/4	Polyurethane TPU	Precision Ball	165	4-5/16	2-29/32	CH-03PYP-125-SW-____
4"	1-1/4	Thermoplastic Rubber	Precision Ball	190	5-5/16	3-37/64	CH-04TPP-125-SW-____
	1-1/4	Polyurethane TPU	Precision Ball	190	5-5/16	3-37/64	CH-04PYP-125-SW-____
5"	1-1/4	Thermoplastic Rubber	Precision Ball	220	6-5/16	4-7/32	CH-05TPP-125-SW-____
	1-1/4	Polyurethane TPU	Precision Ball	220	6-5/16	4-7/32	CH-05PYP-125-SW-____
6"	1-1/4	Thermoplastic Rubber	Precision Ball	240	7-9/32	4-39/64	CH-06TPP-125-SW-____
	1-1/4	Polyurethane TPU	Precision Ball	240	7-9/32	4-39/64	CH-06PYP-125-SW-____



*Swivel radius for total lock and direction lock models increases to: 3"=4-1/4, 4"=4-35/64, 5" & 6"=4-55/64.



Total Lock
Change "SW"
to "TL". Red
sticker on pedal.

Direction Lock
Change "SW"
to "DL". Green
sticker on pedal.

Chrome Hospital Swivel Top Plate

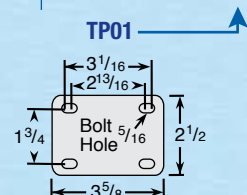


Total Lock
Change "SW"
to "TL". Red
sticker on pedal.

Direction Lock
Change "SW"
to "DL". Green
sticker on pedal.

Swivel Top Plate Models

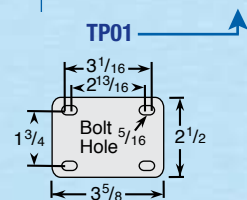
Wheel Diameter	Tread Width	Tread Material	Bearing Type	Dynamic Load	Mounting Height	Swivel Radius	Swivel Part Number
3"	1-1/4	Thermoplastic Rubber	Precision Ball	165	4-7/16	2-29/32	CH-03TPP-125-SW-TP01
	1-1/4	Polyurethane TPU	Precision Ball	165	4-7/16	2-29/32	CH-03PYP-125-SW-TP0
4"	1-1/4	Thermoplastic Rubber	Precision Ball	190	5-7/16	3-37/64	CH-04TPP-125-SW-TP01
	1-1/4	Polyurethane TPU	Precision Ball	190	5-7/16	3-37/64	CH-04PYP-125-SW-TP01
5"	1-1/4	Thermoplastic Rubber	Precision Ball	220	6-7/16	4-7/32	CH-05TPP-125-SW-TP01
	1-1/4	Polyurethane TPU	Precision Ball	220	6-7/16	4-7/32	CH-05PYP-125-SW-TP01
6"	1-1/4	Thermoplastic Rubber	Precision Ball	240	7-13/32	4-39/64	CH-06TPP-125-SW-TP01
	1-1/4	Polyurethane TPU	Precision Ball	240	7-13/32	4-39/64	CH-06PYP-125-SW-TP01



*Swivel radius for total lock and direction lock models increases to: 3"=4-1/4, 4"=4-35/64, 5" & 6"=4-55/64.

Rigid Top Plate Models

Wheel Diameter	Tread Width	Tread Material	Bearing Type	Dynamic Load	Mounting Height	Swivel Radius	Swivel Part Number
3"	1-1/4	Thermoplastic Rubber	Precision Ball	165	4-7/16	N/A	CH-03TPP-125-RG-TP01
	1-1/4	Polyurethane TPU	Precision Ball	165	4-7/16	N/A	CH-03PYP-125-RG-TP0
4"	1-1/4	Thermoplastic Rubber	Precision Ball	190	5-7/16	N/A	CH-04TPP-125-RG-TP01
	1-1/4	Polyurethane TPU	Precision Ball	190	5-7/16	N/A	CH-04PYP-125-RG-TP01
5"	1-1/4	Thermoplastic Rubber	Precision Ball	220	6-7/16	N/A	CH-05TPP-125-RG-TP01
	1-1/4	Polyurethane TPU	Precision Ball	220	6-7/16	N/A	CH-05PYP-125-RG-TP01
6"	1-1/4	Thermoplastic Rubber	Precision Ball	240	7-13/32	N/A	CH-06TPP-125-RG-TP01
	1-1/4	Polyurethane TPU	Precision Ball	240	7-13/32	N/A	CH-06PYP-125-RG-TP01



Stainless Hospital



Features

- 304 Stainless Steel, Polished
- Dual Ball Swivel Raceways for added strength
- Total Lock Brake models lock both swivel and wheel
- Directional lock models lock swivel only (helps with Steering)
- Precision ball bearings in wheels for easier rollability
- Wheels have full plastic thread guards for added protection

Applications

- Food Service
- Case Carts
- Medical Equipment
- Institutional Equipment
- Laboratory Equipment
- Animal Cages
- Pharmaceutical Equipment

Hollow Kingpin Models

Wheel Diameter	Tread Width	Tread Material	Bearing Type	Dynamic Load	Mounting Height	Swivel Radius*	Swivel Part Number
3"	1-1/4	Thermoplastic Rubber	Precision Ball	165	4-5/16	3-37/64	SS-03TPP-125-SW-HK01
	1-1/4	Anti-Microbial TPR	Precision Ball	165	4-5/16	3-37/64	SS-03AMP-125-SW-HK01
	1-1/4	Polyurethane TPU	Precision Ball	165	4-5/16	3-37/64	SS-03PYP-125-SW-HK01
4"	1-1/4	Thermoplastic Rubber	Precision Ball	190	5-5/16	3-37/64	SS-04TPP-125-SW-HK01
	1-1/4	Anti-Microbial TPR	Precision Ball	190	5-5/16	3-37/64	SS-04AMP-125-SW-HK01
	1-1/4	Polyurethane TPU	Precision Ball	190	5-5/16	3-37/64	SS-04PYP-125-SW-HK01
5"	1-1/4	Thermoplastic Rubber	Precision Ball	220	6-5/16	4-7/32	SS-05TPP-125-SW-HK01
	1-1/4	Anti-Microbial TPR	Precision Ball	220	6-5/16	4-7/32	SS-05AMP-125-SW-HK01
	1-1/4	Polyurethane TPU	Precision Ball	220	6-5/16	4-7/32	SS-05PYP-125-SW-HK01
6"	1-1/4	Thermoplastic Rubber	Precision Ball	240	7-9/32	4-39/64	SS-06TPP-125-SW-HK01
	1-1/4	Anti-Microbial TPR	Precision Ball	240	7-9/32	4-39/64	SS-06AMP-125-SW-HK01
	1-1/4	Polyurethane TPU	Precision Ball	240	7-9/32	4-39/64	SS-06PYP-125-SW-HK01



Total Lock
Change "SW"
to "TL". **Red**
sticker on pedal.

Direction Lock
Change "SW"
to "DL". **Green**
sticker on pedal.

HK01

Caster is provided assembled. Change HK01 code to HKU1 for unassembled. 1/2" I.D.

Anti-Microbial wheels have light green tread.

*Swivel radius for total lock and direction lock models increases to: 3"=4-1/4, 4"=4-35/64, 5" & 6"=4-55/64.

Stainless Hospital

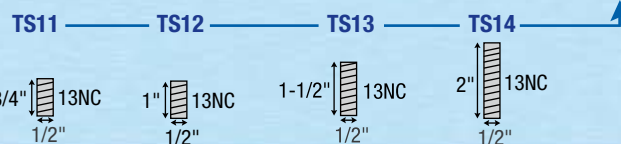


Total Lock
Change "SW"
to "TL". **Red**
sticker on pedal.

Direction Lock
Change "SW"
to "DL". **Green**
sticker on pedal.

Threaded Stem Models

Wheel Diameter	Tread Width	Tread Material	Bearing Type	Dynamic Load	Mounting Height	Swivel Radius*	Swivel Part Number
3"	1-1/4	Thermoplastic Rubber	Precision Ball	165	5-5/16	3-37/64	SS-03TPP-125-SW-____
	1-1/4	Anti-Microbial TPR	Precision Ball	165	5-5/16	3-37/64	SS-03AMP-125-SW-____
	1-1/4	Polyurethane TPU	Precision Ball	165	5-5/16	3-37/64	SS-03PYP-125-SW-____
4"	1-1/4	Thermoplastic Rubber	Precision Ball	190	5-5/16	3-37/64	SS-04TPP-125-SW-____
	1-1/4	Anti-Microbial TPR	Precision Ball	190	5-5/16	3-37/64	SS-04AMP-125-SW-____
	1-1/4	Polyurethane TPU	Precision Ball	190	5-5/16	3-37/64	SS-04PYP-125-SW-____
5"	1-1/4	Thermoplastic Rubber	Precision Ball	220	6-5/16	4-7/32	SS-05TPP-125-SW-____
	1-1/4	Anti-Microbial TPR	Precision Ball	220	6-5/16	4-7/32	SS-05AMP-125-SW-____
	1-1/4	Polyurethane TPU	Precision Ball	220	6-5/16	4-7/32	SS-05PYP-125-SW-____
6"	1-1/4	Thermoplastic Rubber	Precision Ball	240	7-9/32	4-39/64	SS-06TPP-125-SW-____
	1-1/4	Anti-Microbial TPR	Precision Ball	240	7-9/32	4-39/64	SS-06AMP-125-SW-____
	1-1/4	Polyurethane TPU	Precision Ball	240	7-9/32	4-39/64	SS-06PYP-125-SW-____



Anti-Microbial wheels have light green tread.

*Swivel radius for total lock and direction lock models increases to: 3"=4-1/4, 4"=4-35/64, 5" & 6"=4-55/64.

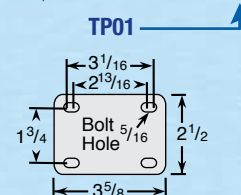


Total Lock
Change "SW"
to "TL". **Red**
sticker on pedal.

Direction Lock
Change "SW"
to "DL". **Green**
sticker on pedal.

Swivel Top Plate Models

Wheel Diameter	Tread Width	Tread Material	Bearing Type	Dynamic Load	Mounting Height	Swivel Radius	Swivel Part Number
3"	1-1/4	Thermoplastic Rubber	Precision Ball	165	5-7/16	3-37/64	SS-03TPP-125-SW-TP01
	1-1/4	Anti-Microbial TPR	Precision Ball	165	5-7/16	3-37/64	SS-03AMP-125-SW-TP01
	1-1/4	Polyurethane TPU	Precision Ball	165	5-7/16	3-37/64	SS-03PYP-125-SW-TP01
4"	1-1/4	Thermoplastic Rubber	Precision Ball	190	5-7/16	3-37/64	SS-04TPP-125-SW-TP01
	1-1/4	Anti-Microbial TPR	Precision Ball	190	5-7/16	3-37/64	SS-04AMP-125-SW-TP01
	1-1/4	Polyurethane TPU	Precision Ball	190	5-7/16	3-37/64	SS-04PYP-125-SW-TP01
5"	1-1/4	Thermoplastic Rubber	Precision Ball	220	6-7/16	4-7/32	SS-05TPP-125-SW-TP01
	1-1/4	Anti-Microbial TPR	Precision Ball	220	6-7/16	4-7/32	SS-05AMP-125-SW-TP01
	1-1/4	Polyurethane TPU	Precision Ball	220	6-7/16	4-7/32	SS-05PYP-125-SW-TP01
6"	1-1/4	Thermoplastic Rubber	Precision Ball	240	7-13/32	4-39/64	SS-06TPP-125-SW-TP01
	1-1/4	Anti-Microbial TPR	Precision Ball	240	7-13/32	4-39/64	SS-06AMP-125-SW-TP01
	1-1/4	Polyurethane TPU	Precision Ball	240	7-13/32	4-39/64	SS-06PYP-125-SW-TP01



Anti-Microbial wheels have light green tread.

*Swivel radius for total lock and direction lock models increases to: 3"=4-1/4, 4"=4-35/64, 5" & 6"=4-55/64.

Bed Casters

MED-BED (MB)



New positive brake design is self-adjusting for the life of the caster

HOSPITAL BED PLASTIC (HP)



Sturdy Nylon Glass

HOSPITAL BED STAINLESS (HS)



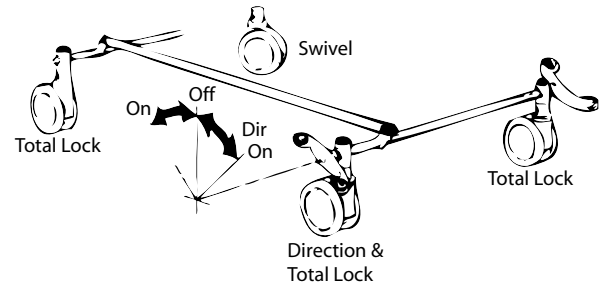
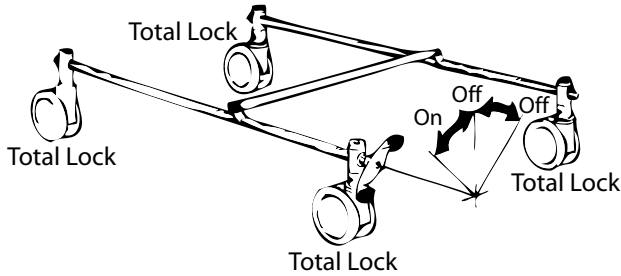
304 Stainless Steel Finish

HOSPITAL BED CHROME (HC)



Attractive Chrome Finish

Typical Configurations for our Hospital bed Casters



Bed System Caster Accessories



T3: double lever, round profile



A1: double lever in chrome, flat profile




C1: steel adapter



B5: adapter



B3: change lever



B1: chrome change lever



Features

- New central locking brake design
- New! Self adjusting brake design. No adjustment is needed for the life of the caster.
- Meets ISO Standard 22882: 2004 Casters & Wheels
- Wheels have full plastic thread guards for added protection
- Full double ball bearing raceway's
- Very Positive swivel lock—operates independently of the wheel brake, reducing wear and tendency to ratchet
- Precision ball bearings in wheels for easier rollability
- Wheels are crowned for easy rolling and turning
- Swivel rigs have a bright zinc finish
- Cam-hole orientation to customer specification - can be in direction of travel, or 90 degrees to direction of travel.
- Factory-set mechanism, maintenance-free for the life of the caster
- Stem with 4 x M8 fixing holes to suit all bed layouts and reduce extra inventory needs.

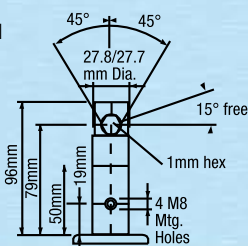
Applications

- Hospital Beds
- Stretchers

Wheel Diameter	Tread Width	Tread Material	Bearing Type	Dynamic Load	Mounting Height (In./mm)	Swivel Radius (In. mm)	Swivel Part Number
Central Locking Total Lock Models							
5"	1-1/4"	Thermoplastic Rubber	Precision Ball	220	6-27/64"/163	3-37/64"/ 91	MB-05TPP-125-TL-____
Central Locking Directional and Total Lock Combo Models							
5"	1-1/4"	Thermoplastic Rubber	Precision Ball	220	6-27/64"/163	3-37/64"/ 91	MB-05TPP-125-DT-____
Free Swivel Models							
5"	1-1/4"	Thermoplastic Rubber	Precision Ball	220	6-27/64"/163	3-37/64"/ 91	MB-05TPP-125-SW-____

Locking Models

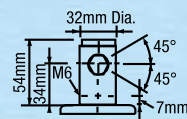
M8 threaded holes for fitting either in the direction of travel or 90 degrees to direction of travel



CL01

CL02

M6 threaded holes for fitting either in the direction of travel.



RS03

27.8mm x 45mm for tubular frame with 28mm ID

RS05

32mm x 54mm For tubular frame with 32mm ID

Free Swivel Models

Hospital Bed Plastic



Features

- Molded nylon with glass filler support
- Wheels and swivel feature precision bearing for smooth operation.
- Swivel, total lock and direction lock + total lock models available
- Available in grey finish
- Wheels are Non-marking
- Swivel raceway has sealed precision bearing for smooth easy swiveling
- Wheels are provided with sealed Precision bearing and full thread guards
- Resistant to many cleaning and disinfectant solutions
- M8 threaded holes for fitting either in the direction of travel or 90 degrees to direction of travel
- Cam holes are 90 degrees to direction of travel

Applications

- Hospital Beds
- Stretchers

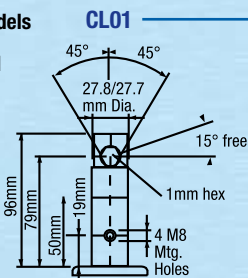
Wheel Diameter	Tread Width	Tread Material	Bearing Type	Dynamic Load	Mounting Height	Swivel Radius	Swivel Part Number
Central Locking Free Swivel Models							
4"	1-1/4	Rubber on Plastic	Precision Ball	198	5-45/64	3-15/32	HP-04RPP-125-SW-____
	1-1/4	Polyurethane	Precision Ball	198	5-45/64	3-15/32	HP-04PYP-125-SW-____
5"	1-1/4	Rubber on Plastic	Precision Ball	220	6-1/2	4-5/16	HP-05RPP-125-SW-____
	1-1/4	Polyurethane	Precision Ball	220	6-1/2	4-5/16	HP-05PYP-125-SW-____
6"	1-1/4	Rubber on Plastic	Precision Ball	220	7-43/64	4-57-64	HP-06RPP-125-SW-____
	1-1/4	Polyurethane	Precision Ball	220	7-43/64	4-57-64	HP-06PYP-125-SW-____
8"	1-1/4	Rubber on Plastic	Precision Ball	264	9-57/64	6-37/64	HP-08RPP-125-SW-____
	1-1/4	Polyurethane	Precision Ball	264	9-57/64	6-37/64	HP-08PYP-125-SW-____
Central Locking Directional and Total Lock Combo							
4"	1-1/4	Rubber on Plastic	Precision Ball	198	5-45/64	3-15/32	HP-04RPP-125-DT-____
	1-1/4	Polyurethane	Precision Ball	198	5-45/64	3-15/32	HP-04PYP-125-DT-____
5"	1-1/4	Rubber on Plastic	Precision Ball	220	6-1/2	4-5/16	HP-05RPP-125-DT-____
	1-1/4	Polyurethane	Precision Ball	220	6-1/2	4-5/16	HP-05PYP-125-DT-____
6"	1-1/4	Rubber on Plastic	Precision Ball	220	7-43/64	4-57-64	HP-06RPP-125-DT-____
	1-1/4	Polyurethane	Precision Ball	220	7-43/64	4-57-64	HP-06PYP-125-DT-____
8"	1-1/4	Rubber on Plastic	Precision Ball	264	9-57/64	6-37/64	HP-08RPP-125-DT-____
	1-1/4	Polyurethane	Precision Ball	264	9-57/64	6-37/64	HP-08PYP-125-DT-____

Central Locking Total Lock Models

Change "DT" to "TL" (Examples: HP-04RPP-125-TL)

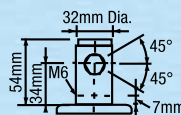
Locking Models

M8 threaded holes for fitting either in the direction of travel or 90 degrees to direction of travel



CL02

M6 threaded holes for fitting either in the direction of travel.



RS03

27.8mm x 45mm for tubular frame with 28mm ID

RS05

32mm x 54mm For tubular frame with 32mm ID

Free Swivel Models

Hospital Bed Chrome



Features

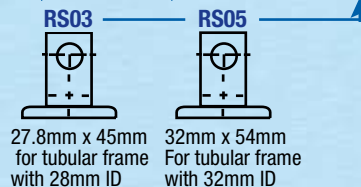
- Bright Chrome Finish
- Wheels are non-marking
- Swivel, total lock and direction lock + total lock models available
- Available with santoprene rubber, polyurethane and anti-static wheels
- Resistant to many cleaning and disinfectant solutions
- Swivel raceway has sealed precision bearing for smooth easy swiveling
- Wheels are provided with sealed precision bearings for easy rolling
- Wheels feature full thread Guards
- M8 threaded holes for fitting either in the direction of travel or 90 degrees to direction of travel

Applications

- Hospital Beds
- Stretchers

Central Locking Free Swivel Models

Wheel Diameter	Tread Width	Tread Material	Bearing Type	Dynamic Load	Mounting Height	Swivel Radius	Swivel Part Number
4"	1-1/4	Rubber on Plastic	Precision Ball	220	5-29/32	3-45/64	HC-04RPP-125-SW-____
	1-1/4	Polyurethane	Precision Ball	220	5-29/32	3-45/64	HC-04PYP-125-SW-____
	1-1/4	Polyurethane Anti-static	Precision Ball	220	5-29/32	3-45/64	HC-04APP-125-SW-____
5"	1-1/4	Rubber on Plastic	Precision Ball	220	6-57/64	4-15/64	HC-05RPP-125-SW-____
	1-1/4	Polyurethane	Precision Ball	220	6-57/64	4-15/64	HC-05PYP-125-SW-____
	1-1/4	Polyurethane Anti-static	Precision Ball	220	6-57/64	4-15/64	HC-05APP-125-SW-____
6"	1-1/4	Rubber on Plastic	Precision Ball	240	7-7/8	4-31/32	HC-06RPP-125-SW-____
	1-1/4	Polyurethane	Precision Ball	240	7-7/8	4-31/32	HC-06PYP-125-SW-____
	1-1/4	Polyurethane Anti-static	Precision Ball	240	7-7/8	4-31/32	HC-06APP-125-SW-____
8"	1-1/4	Rubber on Plastic	Precision Ball	264	9-27/32	6-1/16	HC-08RPP-125-SW-____
	1-1/4	Polyurethane	Precision Ball	264	9-27/32	6-1/16	HC-08PYP-125-SW-____
	1-1/4	Polyurethane Anti-static	Precision Ball	264	9-27/32	6-1/16	HC-08APP-125-SW-____

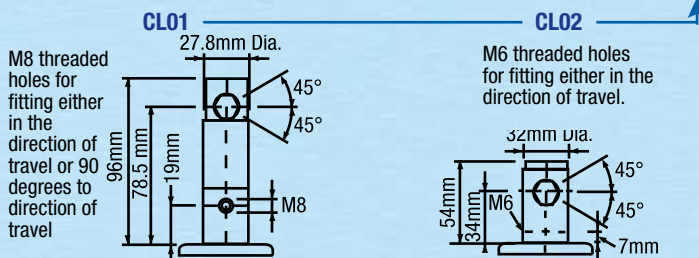


Free Swivel Models (Total/ Direction next page)

Hospital Bed Chrome

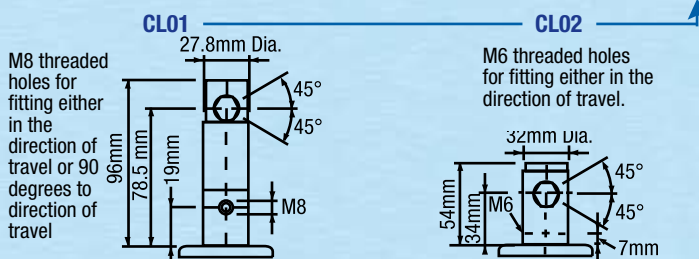
Central Locking Total Lock Models

Wheel Diameter	Tread Width	Tread Material	Bearing Type	Dynamic Load	Mounting Height	Swivel Radius	Swivel Part Number
4"	1-1/4	Rubber on Plastic	Precision Ball	220	5-29/32	3-45/64	HC-04RPP-125-TL-____
	1-1/4	Polyurethane	Precision Ball	220	5-29/32	3-45/64	HC-04PYP-125-TL-____
	1-1/4	Polyurethane Anti-static	Precision Ball	220	5-29/32	3-45/64	HC-04APP-125-TL-____
5"	1-1/4	Rubber on Plastic	Precision Ball	220	6-57/64	4-15/64	HC-05RPP-125-TL-____
	1-1/4	Polyurethane	Precision Ball	220	6-57/64	4-15/64	HC-05PYP-125-TL-____
	1-1/4	Polyurethane Anti-static	Precision Ball	220	6-57/64	4-15/64	HC-05APP-125-TL-____
6"	1-1/4	Rubber on Plastic	Precision Ball	240	7-7/8	4-31/32	HC-06RPP-125-TL-____
	1-1/4	Polyurethane	Precision Ball	240	7-7/8	4-31/32	HC-06PYP-125-TL-____
	1-1/4	Polyurethane Anti-static	Precision Ball	240	7-7/8	4-31/32	HC-06APP-125-TL-____
8"	1-1/4	Rubber on Plastic	Precision Ball	264	9-27/32	6-1/16	HC-08RPP-125-TL-____
	1-1/4	Polyurethane	Precision Ball	264	9-27/32	6-1/16	HC-08PYP-125-TL-____
	1-1/4	Polyurethane Anti-static	Precision Ball	264	9-27/32	6-1/16	HC-08APP-125-TL-____



Central Locking Directional and Total Lock Combo

Wheel Diameter	Tread Width	Tread Material	Bearing Type	Dynamic Load	Mounting Height	Swivel Radius	Swivel Part Number
4"	1-1/4	Rubber on Plastic	Precision Ball	220	5-29/32	3-45/64	HC-04RPP-125-DT-____
	1-1/4	Polyurethane	Precision Ball	220	5-29/32	3-45/64	HC-04PYP-125-DT-____
	1-1/4	Polyurethane Anti-static	Precision Ball	220	5-29/32	3-45/64	HC-04APP-125-DT-____
5"	1-1/4	Rubber on Plastic	Precision Ball	220	6-57/64	4-15/64	HC-05RPP-125-DT-____
	1-1/4	Polyurethane	Precision Ball	220	6-57/64	4-15/64	HC-05PYP-125-DT-____
	1-1/4	Polyurethane Anti-static	Precision Ball	220	6-57/64	4-15/64	HC-05APP-125-DT-____
6"	1-1/4	Rubber on Plastic	Precision Ball	240	7-7/8	4-31/32	HC-06RPP-125-DT-____
	1-1/4	Polyurethane	Precision Ball	240	7-7/8	4-31/32	HC-06PYP-125-DT-____
	1-1/4	Polyurethane Anti-static	Precision Ball	240	7-7/8	4-31/32	HC-06APP-125-DT-____
8"	1-1/4	Rubber on Plastic	Precision Ball	264	9-27/32	6-1/16	HC-08RPP-125-DT-____
	1-1/4	Polyurethane	Precision Ball	264	9-27/32	6-1/16	HC-08PYP-125-DT-____
	1-1/4	Polyurethane Anti-static	Precision Ball	264	9-27/32	6-1/16	HC-08APP-125-DT-____



Hospital Bed Stainless



Features

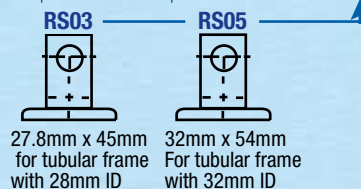
- Stainless Steel 304 Finish
- Wheels are Non-marking
- Swivel, total lock and direction lock + total lock models available
- Resistant to many cleaning and disinfectant solutions
- Wheels are provided with sealed precision bearings for easy rolling
- Wheels feature full thread guards
- Swivel raceway has sealed precision bearing for smooth easy swiveling
- Available with santoprene rubber, polyurethane and anti-static wheels
- Central Locking Stem and brake mechanism have Zinc Finish
- M8 threaded holes for fitting either in the direction of travel or 90 degrees to direction of travel

Applications

- Hospital Beds
- Stretchers

Central Locking Free Swivel Models

Wheel Diameter	Tread Width	Tread Material	Bearing Type	Dynamic Load	Mounting Height	Swivel Radius	Swivel Part Number
4"	1-1/4	Rubber on Plastic	Precision Ball	220	5-29/32	3-45/64	HS-04RPP-125-TL-____
	1-1/4	Polyurethane	Precision Ball	220	5-29/32	3-45/64	HS-04PYP-125-TL-____
	1-1/4	Polyurethane Anti-static	Precision Ball	220	5-29/32	3-45/64	HS-04APP-125-TL-____
5"	1-1/4	Rubber on Plastic	Precision Ball	220	6-57/64	4-15/64	HS-05RPP-125-TL-____
	1-1/4	Polyurethane	Precision Ball	220	6-57/64	4-15/64	HS-05PYP-125-TL-____
	1-1/4	Polyurethane Anti-static	Precision Ball	220	6-57/64	4-15/64	HS-05APP-125-TL-____
6"	1-1/4	Rubber on Plastic	Precision Ball	240	7-7/8	4-31/32	HS-06RPP-125-TL-____
	1-1/4	Polyurethane	Precision Ball	240	7-7/8	4-31/32	HS-06PYP-125-TL-____
	1-1/4	Polyurethane Anti-static	Precision Ball	240	7-7/8	4-31/32	HS-06APP-125-TL-____
8"	1-1/4	Rubber on Plastic	Precision Ball	264	9-27/32	6-1/16	HS-08RPP-125-TL-____
	1-1/4	Polyurethane	Precision Ball	264	9-27/32	6-1/16	HS-08PYP-125-TL-____
	1-1/4	Polyurethane Anti-static	Precision Ball	264	9-27/32	6-1/16	HS-08APP-125-TL-____

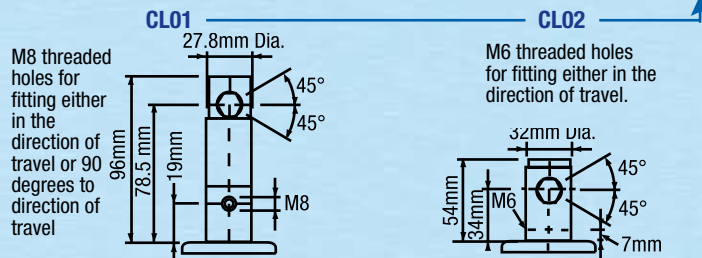


Free Swivel Models (Total/ Direction next page)

Hospital Bed Stainless

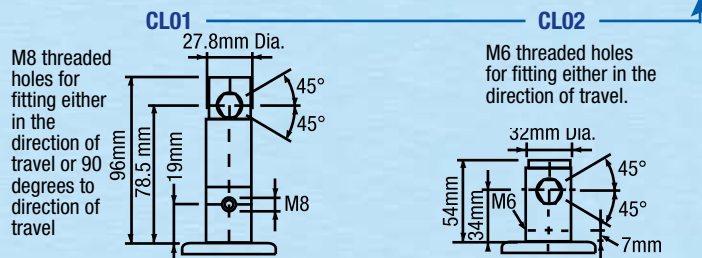
Central Locking Total Lock Models

Wheel Diameter	Tread Width	Tread Material	Bearing Type	Dynamic Load	Mounting Height	Swivel Radius	Swivel Part Number
4"	1-1/4	Rubber on Plastic	Precision Ball	220	5-29/32	3-45/64	HS-04RPP-125-TL-____
	1-1/4	Polyurethane	Precision Ball	220	5-29/32	3-45/64	HS-04PYP-125-TL-____
	1-1/4	Polyurethane Anti-static	Precision Ball	220	5-29/32	3-45/64	HS-04APP-125-TL-____
5"	1-1/4	Rubber on Plastic	Precision Ball	220	6-57/64	4-15/64	HS-05RPP-125-TL-____
	1-1/4	Polyurethane	Precision Ball	220	6-57/64	4-15/64	HS-05PYP-125-TL-____
	1-1/4	Polyurethane Anti-static	Precision Ball	220	6-57/64	4-15/64	HS-05APP-125-TL-____
6"	1-1/4	Rubber on Plastic	Precision Ball	240	7-7/8	4-31/32	HS-06RPP-125-TL-____
	1-1/4	Polyurethane	Precision Ball	240	7-7/8	4-31/32	HS-06PYP-125-TL-____
	1-1/4	Polyurethane Anti-static	Precision Ball	240	7-7/8	4-31/32	HS-06APP-125-TL-____
8"	1-1/4	Rubber on Plastic	Precision Ball	264	9-27/32	6-1/16	HS-08RPP-125-TL-____
	1-1/4	Polyurethane	Precision Ball	264	9-27/32	6-1/16	HS-08PYP-125-TL-____
	1-1/4	Polyurethane Anti-static	Precision Ball	264	9-27/32	6-1/16	HS-08APP-125-TL-____



Central Locking Directional and Total Lock Combo

Wheel Diameter	Tread Width	Tread Material	Bearing Type	Dynamic Load	Mounting Height	Swivel Radius	Swivel Part Number
4"	1-1/4	Rubber on Plastic	Precision Ball	220	5-29/32	3-45/64	HC-04RPP-125-DT-____
	1-1/4	Polyurethane	Precision Ball	220	5-29/32	3-45/64	HC-04PYP-125-DT-____
	1-1/4	Polyurethane Anti-static	Precision Ball	220	5-29/32	3-45/64	HC-04APP-125-DT-____
5"	1-1/4	Rubber on Plastic	Precision Ball	220	6-57/64	4-15/64	HC-05RPP-125-DT-____
	1-1/4	Polyurethane	Precision Ball	220	6-57/64	4-15/64	HC-05PYP-125-DT-____
	1-1/4	Polyurethane Anti-static	Precision Ball	220	6-57/64	4-15/64	HC-05APP-125-DT-____
6"	1-1/4	Rubber on Plastic	Precision Ball	240	7-7/8	4-31/32	HC-06RPP-125-DT-____
	1-1/4	Polyurethane	Precision Ball	240	7-7/8	4-31/32	HC-06PYP-125-DT-____
	1-1/4	Polyurethane Anti-static	Precision Ball	240	7-7/8	4-31/32	HC-06APP-125-DT-____
8"	1-1/4	Rubber on Plastic	Precision Ball	264	9-27/32	6-1/16	HC-08RPP-125-DT-____
	1-1/4	Polyurethane	Precision Ball	264	9-27/32	6-1/16	HC-08PYP-125-DT-____
	1-1/4	Polyurethane Anti-static	Precision Ball	264	9-27/32	6-1/16	HC-08APP-125-DT-____



Wheel Chair *Casters and Wheels*



Features

- Our WC Series are designed to meet those harsh environments that many wheelchairs experience. Our swivel rigs are made of nylon and use a fiberglass reinforcement for added strength and durability

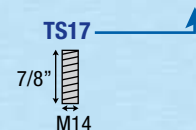
Applications

- Wheel chairs



Wheel Chair Caster

Wheel Diameter	Tread Width	Tread Material	Wheel Bearing	Dynamic Load	Mounting Height	Swivel Radius	Part Number
7-1/2"	1-1/16	Polyurethane tire	Needle	88	9-1/4 235mm	5-1/2	WC-75PYR106-SW-TS17
7-7/8"	1-1/16	Polyurethane tire	Needle	88	9-29/64 240mm	5-3/4	WC-77PYR106-SW-TS17



Wheel Chair Wheel

Wheel Diameter	Tread Width	Tread Material	Wheel Bearing	Dynamic Load	Hub Width	Bore Size	Part Number
24"	1-3/16	Thermoplastic Rubber	Needle	132	2-1/8	12mm	WW-24TPP118-07

Dual Wheel *Free Swivel and Total Lock*



Features

- Low profile, easy swiveling and smooth rolling.
- Durable zinc plated finish
- Non-marking TPR rubber tread
- Foot activated total lock brake
- Integrated thread guards
- Dual ball bearing raceway
- Precision Bearings in Wheels

Applications

- Patient Lifts
- Medical Equipment
- Computer Equipment

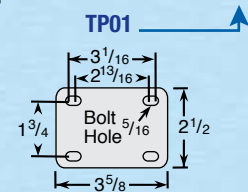


Swivel Top Plate Model

Wheel Diameter	Tread Width	Tread Material	Bearing Type	Dynamic Load	Mounting Height	Swivel Radius	Part Number
3"	2	Thermoplastic Rubber	Precision	220	4-1/16	2-23/32	DW-03TPP-100-SW-TP01

Swivel Top Plate Total Lock Model

3"	2	Thermoplastic Rubber	Precision	220	4-1/16	3-1/2	DW-03TPP-100-TL-TP01
----	---	----------------------	-----------	-----	--------	-------	----------------------



Hollow Kingpin Model

Wheel Diameter	Tread Width	Tread Material	Bearing Type	Dynamic Load	Mounting Height	Swivel Radius	Part Number
3"	2	Thermoplastic Rubber	Precision	220	3-15/16	2-23/32	DW-03TPP-100-SW-HK01

Hollow Kingpin Total Lock Model

3"	2	Thermoplastic Rubber	Precision	220	3-15/16	2-23/32	DW-03TPP-100-TL-HK01
----	---	----------------------	-----------	-----	---------	---------	----------------------

HK01

Caster is provided assembled. Change HK01 code to HKU1 for unassembled. 1/2" I.D.

Ball Metal Tread



Features	Applications	Options
----------	--------------	---------

- Self-lubricating acetyl resin bearing
- No exposed axle

- Furniture
- Store Fixtures
- Medical Equipment
- Office Equipment

Fasteners: Stemless, threaded stem, grip ring stem, grip neck stem, plate.
Brake: To order, insert [-B] at the end of the Part Number (2-1/2" models only).

Finishes: Bright Brass, Bright Chrome, Satin Chrome and Windsor Antique.

Tred-Gard®: Cover protects tread from scratches during manufacturing and shipping. To order add [-T] to end of Part Number.



Finish Selection



Bright Chrome



Bright Brass



Windsor Antique



Satin Chrome



Stemless Models

Wheel Diameter	Tread Material	Finish	Dynamic Load	Mounting Height	Swivel Radius	Part Number	Fastening Selection
1-1/2" Starlet	Metal	Bright Brass	40 lbs	N/A	1-1/16"	PST15000BB	000
	Metal	Bright Chrome	40 lbs	N/A	1-1/16"	PST15000BC	000
	Metal	Windsor Antique	40 lbs	N/A	1-1/16"	PST15000WA	000
2" Satellite	Metal	Bright Brass	75 lbs	N/A	1-1/2"	PSE20000BB	000
	Metal	Bright Chrome	75 lbs	N/A	1-1/2"	PSE20000BC	000
	Metal	Satin Chrome	75 lbs	N/A	1-1/2"	PSE20000SC	000
	Metal	Windsor Antique	75 lbs	N/A	1-1/2"	PSE20000WA	000
2-1/2" Planet	Metal	Bright Brass	100 lbs	N/A	1-7/8"	PPL25000BB	000
	Metal	Bright Chrome	100 lbs	N/A	1-7/8"	PPL25000BC	000
	Metal	Satin Chrome	100 lbs	N/A	1-7/8"	PPL25000SC	000
	Metal	Windsor Antique	100 lbs	N/A	1-7/8"	PPL25000WA	000

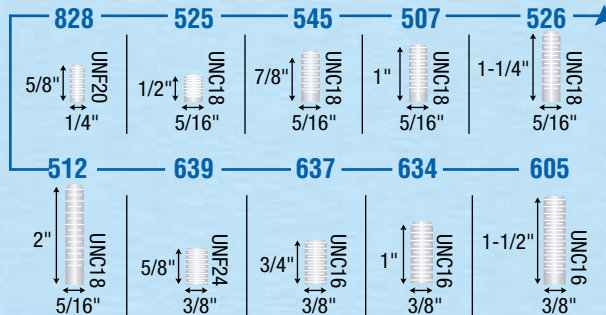
For Brake add -B to end of part number (2-1/2" diameter models only). Swivel radius 2-5/16" .



Threaded Stem Models

Wheel Diameter	Tread Material	Finish	Dynamic Load	Mounting Height	Swivel Radius	Part Number	Fastening Selection
1-1/2" Starlet	Metal	Bright Brass	40 lbs	2"	1-1/16"	PST15__BB	525
	Metal	Bright Chrome	40 lbs	2"	1-1/16"	PST15__BC	525
	Metal	Windsor Antique	40 lbs	2"	1-1/16"	PST15__WA	525
2" Satellite	Metal	Bright Brass	75 lbs	2-5/16"	1-1/2"	PSE20__BB	828, 525, 507, 639, 637, 605
	Metal	Bright Chrome	75 lbs	2-5/16"	1-1/2"	PSE20__BC	828, 525, 507, 639, 637, 605
	Metal	Satin Chrome	75 lbs	2-5/16"	1-1/2"	PSE20__SC	828, 525, 507, 639, 637, 605
	Metal	Windsor Antique	75 lbs	2-5/16"	1-1/2"	PSE20__WA	828, 525, 507, 639, 637, 605
2-1/2" Planet	Metal	Bright Brass	100 lbs	2-13/16"	1-7/8"	PPL25__BB	525, 545, 526, 512, 639, 637, 605
	Metal	Bright Chrome	100 lbs	2-13/16"	1-7/8"	PPL25__BC	525, 545, 526, 512, 639, 637, 605
	Metal	Satin Chrome	100 lbs	2-13/16"	1-7/8"	PPL25__SC	525, 545, 526, 512, 639, 637, 605
	Metal	Windsor Antique	100 lbs	2-13/16"	1-7/8"	PPL25__WA	525, 545, 526, 512, 639, 637, 605

For Brake add -B to end of part number (2-1/2" diameter models only). Swivel radius 2-5/16"



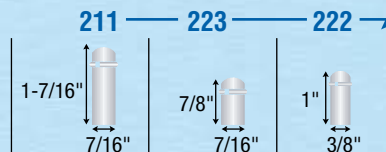
To order include fastener code.
Example:
PST15**525**BB.



Grip Ring Stem Models

Wheel Diameter	Tread Material	Finish	Dynamic Load	Mounting Height	Swivel Radius	Part Number	Fastening Selection
2" Satellite	Metal	Bright Brass	75 lbs	2-3/16"	1-1/2"	PSE20__BB	222, 223, 211
	Metal	Bright Chrome	75 lbs	2-3/16"	1-1/2"	PSE20__BC	222, 223, 211
	Metal	Satin Chrome	75 lbs	2-3/16"	1-1/2"	PSE20__SC	222, 223, 211
	Metal	Windsor Antique	75 lbs	2-3/16"	1-1/2"	PSE20__WA	222, 223, 211
2-1/2" Planet	Metal	Bright Brass	100 lbs	2-11/16"	1-7/8"	PPL25__BB	222, 223, 211
	Metal	Bright Chrome	100 lbs	2-11/16"	1-7/8"	PPL25__BC	222, 223, 211
	Metal	Satin Chrome	100 lbs	2-11/16"	1-7/8"	PPL25__SC	222, 223, 211
	Metal	Windsor Antique	100 lbs	2-11/16"	1-7/8"	PPL25__WA	222, 223, 211

For Brake add -B to end of part number (2-1/2" diameter models only). Swivel radius 2-5/16"



To order include fastener code.
Example:
PSE20**222**BC.

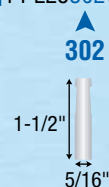
Ball Metal Tread



Grip Neck Stem Models

Wheel Diameter	Tread Material	Finish	Dynamic Load	Mounting Height	Swivel Radius	Part Number	Fastening Selection
1-1/2" Starlet	Metal	Bright Brass	40 lbs	1-7/8"	1-1/16"	PST15302BB	302
	Metal	Bright Chrome	40 lbs	1-7/8"	1-1/16"	PST15302BC	302
	Metal	Windsor Antique	40 lbs	1-7/8"	1-1/16"	PST15302WA	302
2" Satellite	Metal	Bright Brass	75 lbs	2-3/16"	1-1/2"	PSE20302BB	302
	Metal	Bright Chrome	75 lbs	2-3/16"	1-1/2"	PSE20302BC	302
	Metal	Satin Chrome	75 lbs	2-3/16"	1-1/2"	PSE20302SC	302
	Metal	Windsor Antique	75 lbs	2-3/16"	1-1/2"	PSE20302WA	302
2-1/2" Planet	Metal	Bright Brass	100 lbs	2-11/16"	1-7/8"	PPL25302BB	302
	Metal	Bright Chrome	100 lbs	2-11/16"	1-7/8"	PPL25302BC	302
	Metal	Satin Chrome	100 lbs	2-11/16"	1-7/8"	PPL25302SC	302
	Metal	Windsor Antique	100 lbs	2-11/16"	1-7/8"	PPL25302WA	302

For Brake add -B to end of part number (2-1/2" diameter models only). Swivel radius 2-5/16" .

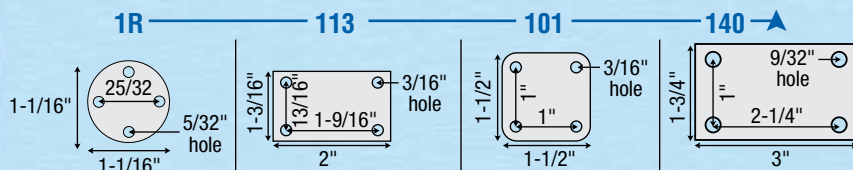


To order include fastener code. Example: PST15**302**BB.



Top Plate Models

Wheel Diameter	Tread Material	Finish	Dynamic Load	Mounting Height	Swivel Radius	Part Number	Fastening Selection
1-1/2" Starlet	Metal	Bright Brass	40 lbs	2"	1-1/16"	PST15__BB	1R
	Metal	Bright Chrome	40 lbs	2"	1-1/16"	PST15__BC	1R
	Metal	Windsor Antique	40 lbs	2"	1-1/16"	PST15__WA	1R
2" Satellite	Metal	Bright Brass	75 lbs	2-1/2"	1-1/2"	PSE20__BB	113, 101
	Metal	Bright Chrome	75 lbs	2-1/2"	1-1/2"	PSE20__BC	113, 101
	Metal	Satin Chrome	75 lbs	2-1/2"	1-1/2"	PSE20__SC	113, 101
	Metal	Windsor Antique	75 lbs	2-1/2"	1-1/2"	PSE20__WA	113, 101
2-1/2" Planet	Metal	Bright Brass	100 lbs	3"	1-7/8"	PPL25__BB	113, 101, 140
	Metal	Bright Chrome	100 lbs	3"	1-7/8"	PPL25__BC	113, 101, 140
	Metal	Satin Chrome	100 lbs	3"	1-7/8"	PPL25__SC	113, 101, 140
	Metal	Windsor Antique	100 lbs	3"	1-7/8"	PPL25__WA	113, 101, 140



For Brake add -B to end of part number (2-1/2" diameter models only). Swivel radius 2-5/16" .

To order include fastener code. Example: PST15**1R**BB.

Ball Soft Tread



Features

- Self-lubricating acetyl resin bearing
- No exposed axle

Applications

- Furniture
- Store Fixtures
- Medical Equipment
- Office Equipment

Options

Fasteners: Stemless, threaded stem, grip ring stem, grip neck stem, plate.

Brake: To order, insert [-B] at the end of the Part No. 3" diameter models only.

Finishes: Bright Brass, Bright Chrome, Satin Chrome, Windsor Antique and Unfinished.

Locking Pin: Available on 3" non-brake unfinished models. To order change "SN30" to "SL30" in Part Number.

Finish Selection



Bright Chrome



Bright Brass



Windsor Antique



Satin Chrome

Note: Unfinished models available



Stemless Models

Wheel Diameter	Tread Material	Finish	Dynamic Load	Mounting Height	Swivel Radius	Part Number	Fastening Selection
1-9/16" Cosmo	Urethane	Bright Brass	40 lbs	N/A	1-1/4"	PCM4000BB	000
2-1/4" Nova	Rubber	Bright Brass	75 lbs	N/A	1-1/2"	PNA22000BB	000
	Rubber	Bright Chrome	75 lbs	N/A	1-1/2"	PNA22000BC	000
	Rubber	Satin Chrome	75 lbs	N/A	1-1/2"	PNA22000SC	000
	Rubber	Windsor Antique	75 lbs	N/A	1-1/2"	PNA22000WA	000
	Rubber	Unfinished	75 lbs	N/A	1-1/2"	PNA22000UF	000
3" Saturn	Rubber	Bright Brass	100 lbs	N/A	1-7/8"	PSN30000BB	000
	Rubber	Bright Chrome	100 lbs	N/A	1-7/8"	PSN30000BC	000
	Rubber	Satin Chrome	100 lbs	N/A	1-7/8"	PSN30000SC	000
	Rubber	Windsor Antique	100 lbs	N/A	1-7/8"	PSN30000WA	000
	Rubber	Unfinished	100 lbs	N/A	1-7/8"	PSN30000UF	000

For Brake add -B to end of part number (3" diameter models only). Swivel radius 2-5/16".

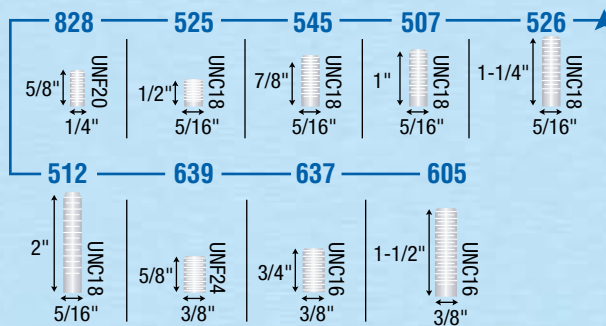




Threaded Stem Models

Wheel Diameter	Tread Material	Finish	Dynamic Load	Mounting Height	Swivel Radius	Part Number	Fastening Selection
1-9/16" Cosmo	Urethane	Bright Brass	40 lbs	1-13/16"	1-1/16"	PCM40—BB	525
2-1/4" Nova	Rubber	Bright Brass	75 lbs	2-7/16"	1-9/16"	PNA22—BB	828, 525, 507, 639, 637, 605
	Rubber	Bright Chrome	75 lbs	2-7/16"	1-9/16"	PNA22—BC	828, 525, 507, 639, 637, 605
	Rubber	Satin Chrome	75 lbs	2-7/16"	1-9/16"	PNA22—SC	828, 525, 507, 639, 637, 605
	Rubber	Windsor Antique	75 lbs	2-7/16"	1-9/16"	PNA22—WA	828, 525, 507, 639, 637, 605
	Rubber	Unfinished	75 lbs	2-7/16"	1-9/16"	PNA22—UF	828, 525, 507, 639, 637, 605
3" Saturn	Rubber	Bright Brass	100 lbs	3"	2-1/16"	PSN30—BB	828, 525, 507, 639, 637, 605
	Rubber	Bright Chrome	100 lbs	3"	2-1/16"	PSN30—BC	828, 525, 507, 639, 637, 605
	Rubber	Satin Chrome	100 lbs	3"	2-1/16"	PSN30—SC	828, 525, 507, 639, 637, 605
	Rubber	Windsor Antique	100 lbs	3"	2-1/16"	PSN30—WA	828, 525, 507, 639, 637, 605
	Rubber	Unfinished	100 lbs	3"	2-1/16"	PSN30—UF	828, 525, 507, 639, 637, 605

For Brake add -B to end of part number (3" diameter models only). Swivel radius 2-5/16".

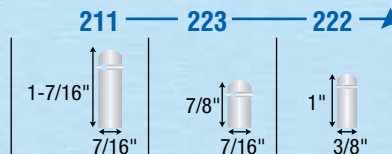


To order include fastener code.
Example:
PCM40**525**BB.

Grip Ring Stem Models

Wheel Diameter	Tread Material	Finish	Dynamic Load	Mounting Height	Swivel Radius	Part Number	Fastening Selection
2-1/4" Nova	Rubber	Bright Brass	75 lbs	2-5/16"	1-9/16"	PNA22—BB	211, 223, 222
	Rubber	Bright Chrome	75 lbs	2-5/16"	1-9/16"	PNA22—BC	211, 223, 222
	Rubber	Satin Chrome	75 lbs	2-5/16"	1-9/16"	PNA22—SC	211, 223, 222
	Rubber	Windsor Antique	75 lbs	2-5/16"	1-9/16"	PNA22—WA	211, 223, 222
	Rubber	Unfinished	75 lbs	2-5/16"	1-9/16"	PNA22—UF	211, 223, 222
3" Saturn	Rubber	Bright Brass	100 lbs	2-7/8"	2-1/16"	PSN30—BB	211, 223, 222
	Rubber	Bright Chrome	100 lbs	2-7/8"	2-1/16"	PSN30—BC	211, 223, 222
	Rubber	Satin Chrome	100 lbs	2-7/8"	2-1/16"	PSN30—SC	211, 223, 222
	Rubber	Windsor Antique	100 lbs	2-7/8"	2-1/16"	PSN30—WA	211, 223, 222
	Rubber	Unfinished	100 lbs	2-7/8"	2-1/16"	PSN30—UF	211, 223, 222

For Brake add -B to end of part number. Swivel radius 2-1/2" (2-5/16" diameter models only).



To order include fastener code.
Example:
PNA22**211**BB.



Grip Neck Stem Models

Wheel Diameter	Tread Material	Finish	Dynamic Load	Mounting Height	Swivel Radius	Part Number	Fastening Selection
1-9/16" Cosmo	Urethane	Bright Brass	40 lbs	1-11/16"	1-1/4"	PCM40302BB	302
2-1/4" Nova	Rubber	Bright Brass	75 lbs	2-5/16"	1-9/16"	PNA22302BB	302
	Rubber	Bright Chrome	75 lbs	2-5/16"	1-9/16"	PNA22302BC	302
	Rubber	Satin Chrome	75 lbs	2-5/16"	1-9/16"	PNA22302SC	302
	Rubber	Windsor Antique	75 lbs	2-5/16"	1-9/16"	PNA22302WA	302
	Rubber	Unfinished	75 lbs	2-5/16"	1-9/16"	PNA22302UF	302
3" Saturn	Rubber	Bright Brass	100 lbs	2-7/8"	2-1/16"	PSN30302BB	302
	Rubber	Bright Chrome	100 lbs	2-7/8"	2-1/16"	PSN30302BC	302
	Rubber	Satin Chrome	100 lbs	2-7/8"	2-1/16"	PSN30302SC	302
	Rubber	Windsor Antique	100 lbs	2-7/8"	2-1/16"	PSN30302WA	302
	Rubber	Unfinished	100 lbs	2-7/8"	2-1/16"	PSN30302UF	302

For Brake add -B to end of part number (2-5/16" diameter models only). Swivel radius 2-1/2".

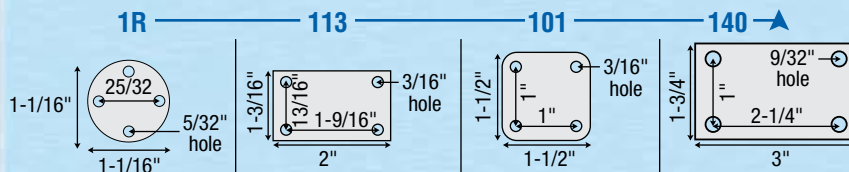


To order include fastener code.
Example:
PCM40**302**BB.



Swivel Top Plate Models

Wheel Diameter	Tread Material	Finish	Dynamic Load	Mounting Height	Swivel Radius	Part Number	Fastening Selection
1-9/16" Cosmo	Urethane	Bright Brass	40 lbs	1-13/16"	1-1/16"	PCM40--BB	1R
2-1/4" Nova	Rubber	Bright Brass	75 lbs	2-5/8"	1-9/16"	PNA22--BB	113, 101
	Rubber	Bright Chrome	75 lbs	2-5/8"	1-9/16"	PNA22--BC	113, 101
	Rubber	Satin Chrome	75 lbs	2-5/8"	1-9/16"	PNA22--SC	113, 101
	Rubber	Windsor Antique	75 lbs	2-5/8"	1-9/16"	PNA22--WA	113, 101
	Rubber	Unfinished	75 lbs	2-5/8"	1-9/16"	PNA22--UF	113, 101
3" Saturn	Rubber	Bright Brass	100 lbs	3-3/16"	2-1/16"	PSN30--BB	113, 101, 140
	Rubber	Bright Chrome	100 lbs	3-3/16"	2-1/16"	PSN30--BC	113, 101, 140
	Rubber	Satin Chrome	100 lbs	3-3/16"	2-1/16"	PSN30--SC	113, 101, 140
	Rubber	Windsor Antique	100 lbs	3-3/16"	2-1/16"	PSN30--WA	113, 101, 140
	Rubber	Unfinished	100 lbs	3-3/16"	2-1/16"	PSN30--UF	113, 101, 140



For Brake add -B to end of part number (3" diameter models only). Swivel radius 2-5/16".

To order include fastener code.
Example:
PNA22**101**BB.

Wheels

MonoTech Light Duty



MonoTech wheels are constructed of a special mix of monoprene that rejects almost every type of floor debris and has a high load capacity. Their soft tread durometer allows for maximum shock absorption and cushions the ride to protect your equipment, cargo and floors while reducing noise. They are resistant to most chemicals and oils.

Wheel Diameter	Tread Width	Bearing	Thread Guard	Hub Length	Axle Size	Color Tread/Core	Dynamic Load	Durometer/Shore Scale	Part Number
3"	15/16"	Plain Bore	None	1.01"	1/4"	Grey/Grey	120 lbs.	65A	009001
4"	1"	Plain Bore	None	1.18"	5/16"	Grey/Grey	150 lbs	65A	009003
5"	1"	Plain Bore	None	1.18"	5/16"	Grey/Grey	160 lbs	65A	007315
	1"	Precision	Full	1.18"	5/16"	Grey/Grey	160 lbs	65A	007320

MonoTech Donut Tread



Wheel Diameter	Tread Width	Bearing	Thread Guard	Hub Length	Axle Size	Color Tread/Core	Dynamic Load	Durometer/Shore Scale	Part Number	Institutional Wheel Code
4"	1-1/4"	Precision Ball	Partial	1-5/8"	3/8"	Grey/Grey	250	65A	009919	DMT(32)
	1-1/4"	Delrin	None	1-1/2"	1/2"	Grey/Grey	250	65A	009907	DMT(11)
5"	1-1/4"	Precision Ball	Partial	1-5/8"	3/8"	Grey/Grey	300	65A	009908	DMT(32)
	1-1/4"	Delrin	None	1-1/2"	1/2"	Grey/Grey	300	65A	009901	DMT(11)
6"	1-1/4"	Precision Ball	Partial	1-5/8"	3/8"	Grey/Grey	325	65A	009904	DMT(32)
	1-1/4"	Delrin	None	1-1/2"	1/2"	Grey/Grey	325	65A	009903	DMT(11)

MonoTech Flat Tread



Wheel Diameter	Tread Width	Bearing	Thread Guard	Hub Length	Axle Size	Color Tread/Core	Dynamic Load	Durometer/Shore Scale	Part Number	Institutional Wheel Code
3-1/2"	1-1/4"	Precision Ball	Partial	1-5/8"	3/8"	Grey/Grey	250	65A	009916	FMT(32)
	1-1/4"	Delrin	None	1-1/2"	1/2"	Grey/Grey	250	65A	009913	FMT(11)
4"	1-1/4"	Precision Ball	Partial	1-5/8"	3/8"	Grey/Grey	300	65A	009917	FMT(32)
	1-1/4"	Delrin	None	1-1/2"	1/2"	Grey/Grey	300	65A	009914	FMT(11)
5"	1-1/4"	Precision Ball	Partial	1-5/8"	3/8"	Grey/Grey	325	65A	009918	FMT(32)
	1-1/4"	Delrin	None	1-1/2"	1/2"	Grey/Grey	325	65A	009915	FMT(11)

Thermoplastic Rubber (TPR)



Thermoplastic Rubber (TPR) wheels offer resistance to oils and chemicals and are a great alternative to standard rubber wheels. The tread is mechanically bonded to the core to eliminate separation.

Wheel Diameter	Tread Width	Bearing	Thread Guard	Hub Length	Axle Size	Color Tread/Core	Dynamic Load	Durometer/Shore Scale	Part Number
2"	13/16"	Plain Bore	None	0.90"	1/4"	Grey/Black	80 lbs	40D	007962
	13/16"	Plain Bore	None	0.92"	5/16"	Grey/Grey	80 lbs	40D	618713
2-1/2"	13/16"	Plain Bore	None	0.90"	1/4"	Grey/Black	90 lbs.	40D	007964
3"	13/16"	Plain Bore	None	1.00"	1/4"	Grey/Black	125 lbs	40D	007966
	1-1/4"	Delrin	None	1.5"	3/8"	Grey/Grey	210 lbs	85A	009014
	1-1/4"	Ball Bearing	None	1.625"	3/8"	Grey/Grey	210 lbs	85A	009104
	1-1/4"	Precision	Full	1.57"	3/8"	Grey/Grey	210 lbs	85A	009163
3-1/2"	1-1/4"	Delrin	None	1.5"	3/8"	Grey/Grey	250 lbs	85A	009197
	1-1/4"	Ball Bearing	Partial	1.625"	3/8"	Grey/Grey	250 lbs	85A	009198
4"	15/16"	Plain Bore	None	1.15"	5/16"	Grey/Black	125 lbs	75A	007273
	1-1/4"	Delrin	None	1.5"	3/8"	Grey/Grey	260 lbs	85A	009018
	1-1/4"	Ball Bearing	Partial	1.625"	3/8"	Grey/Grey	260 lbs	85A	009108
	1-1/4"	Precision	Full	1.57"	3/8"	Grey/Grey	260 lbs	85A	009167
5"	1"	Plain Bore	None	1.15"	5/16"	Grey/Black	150 lbs	75A	007313
	1-1/4"	Delrin	None	1.5"	3/8"	Grey/Grey	280 lbs	85A	009022
	1-1/4"	Ball Bearing	Partial	1.625"	3/8"	Grey/Grey	280 lbs	85A	009112
	1-1/4"	Precision	Full	1.59"	3/8"	Grey/Grey	280 lbs	85A	009171
6"	1-1/4"	Precision	Full	1.57"	3/8"	Grey/Grey	300	80-90 A	009899

Wheels

Thermoplastic Urethane (TPU)

Thermoplastic Urethane Wheels (TPU) consist of a high-grade urethane tread mechanically interlocked to a polyolefin core. The urethane tread offers extended wear, protects floors and resists chemicals and oils.



Wheel Diameter	Tread Width	Bearing	Thread Guard	Hub Length	Axle Size	Color Tread/Core	Dynamic Load	Durometer/Shore Scale	Part Number
2"	13/16"	Plain	None	.90"	1/4"	Grey/Black	100 lbs	40D	007963
2-1/2"	13/16"	Plain	None	.90"	1/4"	Grey/Black	120 lbs	40D	007965
3"	13/16"	Plain	None	.90"	1/4"	Grey/Black	125 lbs	40D	007967
	1-1/4"	Ball Bearing	None	1.625"	3/8"	Grey/Grey	250 lbs	45D	009101
	1-1/4"	Ball Bearing	None	1.625"	3/8"	Blue/Grey	250 lbs	45D	009102
3-1/2"	1-1/4"	Ball Bearing	Partial	1.625"	3/8"	Grey/Grey	275 lbs	45D	009199
	4"	15/16"	Plain	None	1.15"	5/16"	Grey/Black	150 lbs	40D
1-1/4"		Ball Bearing	Partial	1.625"	3/8"	Grey/Grey	300 lbs	45D	009105
1-1/4"		Ball Bearing	Partial	1.625"	3/8"	Blue/Grey	300 lbs	45D	009106
5"	1"	Plain	None	1.15"	5/16"	Grey/Black	150 lbs	40D	007314
	1-1/4"	Ball Bearing	Partial	1.625"	3/8"	Grey/Grey	315 lbs	45D	009109
	1-1/4"	Ball Bearing	Partial	1.625"	3/8"	Blue/Grey	315 lbs	45D	009110
6"	1-1/4"	Precision	Full	1.57"	3/8"	Grey/Grey	300	40-50 D	009898

Soft Rubber

Soft Rubber wheels offer quiet mobility on hard surfaces and are non-marking. The soft tread combines a cushioned ride with maximum floor protection.



Wheel Diameter	Tread Width	Bearing	Hub Length	Axle Size	Color Tread/Core	Dynamic Load	Durometer/Shore Scale	Part Number
1-5/8"	23/32"	Plain	.77"	7/32"	Black	70 lbs	75A	006371
2"	13/16"	Plain	.92"	1/4"	Black	80 lbs	75A	006102
	13/16"	Plain	.92"	5/16"	Grey	80 lbs	75A	618711
2-1/2"	13/16"	Plain	.92"	1/4"	Black	90 lbs	75A	006742
3"	13/16"	Plain	.99"	1/4"	Black	110 lbs.	75A	007385
	1-1/4"	Plain	1.56"	3/8"*	Black	150 lbs.	75A	615493
	1-5/16"	Roller	1.56"	3/8"*	Black	160 lbs.	75A	615649
3-1/2"	1-1/4"	Plain	1.56"	3/8"*	Black	150 lbs.	75A	615121
4"	15/16"	Plain	1.15"	5/16"	Black	125 lbs.	75A	007272
	1-1/4"	Plain	1.56"	3/8"*	Black	165 lbs.	75A	615514
	1-5/8"	Roller	1.87"	3/8"*	Black	200 lbs.	75A	617897
5"	15/16"	Plain	1.15"	5/16"	Black	130 lbs.	75A	007312
	1-1/4"	Plain	1.56"	3/8"*	Black	200 lbs.	75A	615519
	2"	Roller	2.375"	1/2"*	Black	600 lbs	75A	617979
6"	2"	Roller	2.375"	1/2"*	Black	650 lbs	75A	618063
8"	2"	Roller	2.375"	1/2"*	Black	750 lbs	75A	618144*

* Requires Spanner

Wheels

Hard Rubber



Hard rubber wheels offer high load capacity and impact resistance. The hard tread provides good mobility and is non-marking.

Wheel Diameter	Tread Width	Bearing	Hub Length	Axle Size	Color Tread/Core	Dynamic Load	Durometer/Shore Scale	Part Number
2"	13/16"	Plain	.92"	1/4"	Black	100 lbs	80D	006646
	13/16"	Plain	.92"	5/16"	Grey	100 lbs	80D	618710
2-1/2"	13/16"	Plain	.92"	1/4"	Black	110 lbs.	80D	006744
3"	13/16"	Plain	.99"	1/4"	Black	120 lbs	80D	007380
	1-1/4"	Plain	1.56"	3/8"*	Black	210 lbs	80D	615487
	1-5/16"	Roller	0.56"	3/8"*	Black	225 lbs.	80D	615647
3-1/2"	1-1/4"	Plain	1.56"	3/8"*	Black	250 lbs	80D	615120
4"	15/16"	Plain	1.15"	5/16"	Black	150 lbs	80D	007271
	1-1/4"	Plain	1.56"	3/8"*	Black	255 lbs	80D	615513
	1-5/8"	Roller	1.88"	3/8"*	Black	300 lbs	80D	617903
5"	15/16"	Plain	1.15"	5/16"	Black	150 lbs	80D	007311
	1-1/4"	Plain	1.56"	3/8"*	Black	280 lbs	80D	615516
	2"	Roller	2.375"	1/2"*	Black	600 lbs	80D	617979
6"	2"	Roller	2.375"	1/2"*	Black	650 lbs	80D	618104
8"	2"	Roller	2.375"	1/2"*	Black	750 lbs	80D	618163

*Requires Spanner

Polyolefin



Polyolefin wheels are the most economical wheel option. Their high-impact, lightweight construction is resistant to most chemicals and oils.

Wheel Diameter	Tread Width	Bearing	Hub Length	Axle Size	Color Tread/Core	Dynamic Load	Durometer/Shore Scale	Part Number
1-1/4"	17/32"	Plain	.63"	3/16"	Black	75 lbs	70D	007114
1-5/8"	11/16"	Plain	.77"	7/32"	Black	80 lbs	70D	006971
2"	3/4"	Plain	.90"	1/4"	Black	100 lbs	70D	006972
2-1/2"	13/16"	Plain	.92"	1/4"	Black	120 lbs.	70D	007213
3"	13/16"	Plain	.99"	1/4"	Black	125 lbs.	70D	007386
	1-1/4"	Plain	1.56"	3/8"	Black	270 lbs	70D	005100
4"	15/16"	Plain	1.15"	5/16"	Black	150 lbs	70D	004101
	1-1/4"	Plain	1.56"	3/8"	Black	275 lbs.	70D	005102
	2"	Sealed Roller	2.375"	1/2"*	Black	600 lbs	70D	618774
5"	15/16"	Plain	1.15"	5/16"	Black	150 lbs	70D	007310
	1-1/4"	Plain	1.56"	3/8"	Black	300 lbs	70D	005103
	2"	Sealed Roller	2.375"	1/2"*	Black	650 lbs	70D	618775
6"	2"	Sealed Roller	2.375"	1/2"*	Black	700 lbs	70D	618776
8"	2"	Sealed Roller	2.375"	1/2"*	Black	900 lbs	70D	618777

*Requires Spanner

Wheels

Solid Polyolefin



Regent/
Monarch

Bassick
00

Polyolefin wheels are the most economical wheel option. Their high-impact, lightweight construction is resistant to most chemicals and oils.

Wheel Diameter	Tread Width	Bearing	Hub Length	Axle Size	Color Tread/Core	Dynamic Load	Durometer/Shore Scale	Part Number
2"	3/4"	Plain	.90"	1/4"	Black	100 lbs	70D	007956
	3/4"	Plain	.921	5/16"	Black	100 lbs	70D	618712
	1-13/16"	Plain	1.85	5/16"	Black	300 lbs	70D	618714

Spherical



Baron

Solid, spherical construction designed for efficient mobility.

Wheel Diameter	Tread Type	Hub Length	Axle Size	Color Tread/Core	Dynamic Load	Durometer/Shore Scale	Part Number
1-5/8"	Soft Rubber	1.52"	7/32"	Black	75 lb	75A	006522
2"	Polyolefin	1.98"	1/4"	Black	100 lbs	70D	006520

Vipor



Regent/
Monarch

Institutional

Vipor Wheels are constructed of a special material that is highly resistant to most chemicals and oils. The high tech transparent look enhances your equipments appearance.

Wheel Diameter	Tread Width	Bearing	Hub Length	Axle Size	Color Tread/Core	Dynamic Load	Durometer/Shore Scale	Part Number
2"	7/8"	Plain	1"	1/4"	Clear/Grey	80 lbs	90A	001920
3"	15/16"	Plain	.99"	1/4"	Clear/Grey	120 lbs	85-90A	001899
6"	1-1/4"	Ball	1.59"	3/8"	Clear/Grey	300	85-95A	009256

Pneumatic



Institutional

Pneumatic wheels absorb shock and reduce vibration to protect sensitive equipment and cargo by providing a smoother ride. The air cushioned tread rolls over floor cracks, obstacles and uneven surfaces with ease.

Wheel Diameter	Tread Width	Bearing	Hub Length	Axle Size	Color Tread/Core	Dynamic Load	Tire Pressure	Part Number
6"	1-1/4"	Ball Bearing	1.57	3/8"	Grey/Grey	150 lbs	90 PSI	006038
	1-1/4"	Ball Bearing	1.57	3/8"	Black/Grey	150 lbs	90 PSI	006006

No-Matic



Institutional

Pneumatic look and feel without the hassles of air pressure maintenance and flat tires! This maintenance free caster wheel has similar cushion ride as pneumatic caster wheels.

Wheel Diameter	Tread Width	Bearing	Hub Length	Axle Size	Color Tread/Core	Dynamic Load	Durometer/Shore Scale	Part Number
6"	1-1/4"	Ball Bearing	1.57	3/8"	Grey/Grey	150	70A	009923
	1-1/4"	Ball Bearing	1.57	3/8"	Black/Grey	150	70A	009922

Phenolic



Bassick
Honcho

Phenolic Wheels have high load capacity, are impact resistant and easy rolling. These wheels are non-marking and recommended for hand pushed or power towed applications on hard smooth floors or carpeting.

Wheel Diameter	Tread Width	Bearing	Hub Length	Axle Size	Color Tread/Core	Dynamic Load	Durometer/Shore Scale	Part Number
3"	1-5/16"	Roller	0.156"	3/8"*	Black	400 lbs	95D	615633
	1-13/16"	Roller	1.94"	3/8"*	Black	900 lbs	95D	615529
4"	1-5/8"	Roller	1.88"	3/8"*	Black	600 lbs	95D	617898
4"	2"	Sealed Roller	2.38"	1/2"*	Black	800 lbs	95D	617937
5"	2"	Sealed Roller	2.38"	1/2"*	Black	1250 lbs	95D	618012
6"	2"	Sealed Roller	2.38"	1/2"*	Black	1500 lbs	95D	618095
8"	2"	Sealed Roller	2.38"	1/2"*	Black	1500 lbs	95D	618156

*Requires spanner

Wheels

Glass Filled Nylon



Glass Filled Nylon wheels offer high Impact resistance, are capable of supporting heavy loads and are extremely durable.

Wheel Diameter	Tread Width	Bearing	Hub Length	Axle Size	Color Tread/Core	Dynamic Load	Durometer/Shore Scale	Part Number
3"	1-13/16"	Precision	2.03	7/16	Black	1000 lbs.	85D	006300

Urethane Anti-Static



Urethane anti-static wheel helps protect electronic equipment from static electricity discharge.

Wheel Diameter	Tread Width	Bearing	Hub Length	Axle Size	Color Tread/Core	Dynamic Load	Durometer/Shore Scale	Part Number
3"	1-13/16"	Roller	2.05	7/16	Grey	1000 lbs	55-65 D	006299

Urethane on Aluminum



Bassick Honcho

Honcho (Urethane on Aluminum) wheels combine a specially designed interlocking system with a unique urethane formulation to produce one of the toughest, most durable wheels on the market. The Honcho wheel offers a high load capacity and excellent floor protection. These wheels are recommended in hand pushed or towed applications where dependability, durability and quality is necessary.

Wheel Diameter	Tread Width	Bearing	Hub Length	Axle Size	Color Tread/Core	Dynamic Load	Durometer/Shore Scale	Part Number
5"	2"	Sealed Roller	2.38"	1/2"*	Blue/Grey	1500 lbs	95A	617974
6"	2-1/2"	Sealed Roller	2.38"	1/2"*	Blue/Grey	1500 lbs	95A	618061
		Sealed Roller	2.94"	1/2"*	Blue/Grey	1750 lbs	95A	615573
8"	2-1/2"	Sealed Roller	2.38"	1/2"*	Blue/Grey	1500 lbs	95A	618142
		Plain Bore	2.94"	1/2"*	Blue/Grey	1750 lbs	95A	615575
10"	2-1/2"	Sealed Roller	2.94"	1/2"*	Blue/Grey	1750 lbs	95A	615579

*Requires spanner

Sintered Iron



Bassick Honcho

Sintered Iron wheels are powdered iron molded under pressure and sintered providing strong, concentric, smooth faced wheels.

Wheel Diameter	Tread Width	Bearing	Hub Length	Axle Size	Color Tread/Core	Dynamic Load	Part Number
3"	1-5/16"	Roller	1.56"	5/16"*	Grey	225 lbs	615475

*Requires spanner

Semi-Steel



Bassick Honcho

Semi-Steel wheels are cast iron enriched with steel for better impact, shock and strength characteristics.

Wheel Diameter	Tread Width	Bearing	Hub Length	Axle Size	Color Tread/Core	Dynamic Load	Part Number
4"	1-5/8"	Roller	1.88"	3/8"*	Grey	900 lbs	615473
5"	2"	Roller	2.38"	1/2"*	Grey	1500 lbs	617965
6"	2"	Roller	2.38"	1/2"*	Grey	1500 lbs	618044
8"	2"	Roller	2.38"	1/2"*	Grey	1500 lbs	618132

*Requires spanner

Wheels

PRISM WHEELS

Rubber on Iron



Wheel Diameter	Tread Width	Bearing	Hub Length	Axle Size	Color Tread Core	Dynamic Load	Durometer/Shore Scale	Part Number
4"	2"	Sealed Roller	2.38"	1/2"	Black	350	80A	618754
5"	2"	Sealed Roller	2.38"	1/2"	Black	400	80A	618755
6"	2"	Sealed Roller	2.38"	1/2"	Black	410	80A	618756
8"	2"	Sealed Roller	2.38"	1/2"	Black	500	80A	618757

Urethane on Iron



Wheel Diameter	Tread Width	Bearing	Hub Length	Axle Size	Color Tread Core	Dynamic Load	Durometer/Shore Scale	Part Number
4"	2"	Sealed Roller	2.38"	1/2"	Blue/Grey	700	70D	618758
5"	2"	Sealed Roller	2.38"	1/2"	Blue/Grey	1000	70D	618759
6"	2"	Sealed Roller	2.38"	1/2"	Blue/Grey	1200	70D	618760
8"	2"	Sealed Roller	2.38"	1/2"	Blue/Grey	1200	70D	618761

Urethane on Poly



Wheel Diameter	Tread Width	Bearing	Hub Length	Axle Size	Color Tread Core	Dynamic Load	Durometer/Shore Scale	Part Number
4"	2"	Sealed Roller	2.38"	1/2"	Blue/Black	700	95A	618762
5"	2"	Sealed Roller	2.38"	1/2"	Blue/Black	750	95A	618763
6"	2"	Sealed Roller	2.38"	1/2"	Blue/Black	900	95A	618764
8"	2"	Sealed Roller	2.38"	1/2"	Blue/Black	1000	95A	618765

TPR Flat



Wheel Diameter	Tread Width	Bearing	Hub Length	Axle Size	Color Tread Core	Dynamic Load	Durometer/Shore Scale	Part Number
4"	2"	Sealed Roller	2.38"	1/2"	Grey/grey	350	85A	618766
5"	2"	Sealed Roller	2.38"	1/2"	Grey/grey	375	85A	618767
6"	2"	Sealed Roller	2.38"	1/2"	Grey/grey	600	85A	618768
8"	2"	Sealed Roller	2.38"	1/2"	Grey/grey	675	85A	618769

TPR Donut



Wheel Diameter	Tread Width	Bearing	Hub Length	Axle Size	Color Tread Core	Dynamic Load	Durometer/Shore Scale	Part Number
4"	2"	Sealed Roller	2.38"	1/2"	Grey/grey	350	85A	618826
5"	2"	Sealed Roller	2.38"	1/2"	Grey/grey	375	85A	618827
6"	2"	Sealed Roller	2.38"	1/2"	Grey/grey	600	85A	618828
8"	2"	Sealed Roller	2.38"	1/2"	Grey/grey	675	85A	618829

Cast Iron



Wheel Diameter	Tread Width	Bearing	Hub Length	Axle Size	Color Tread Core	Dynamic Load	Durometer/Shore Scale	Part Number
4"	2"	Roller	2.38"	1/2"	Grey	800	N/A	618778
5"	2"	Roller	2.38"	1/2"	Grey	1000	N/A	618779
6"	2"	Roller	2.38"	1/2"	Grey	1200	N/A	618780
8"	2"	Roller	2.38"	1/2"	Grey	1200	N/A	618781

Floor Locks



Features	Applications	Options
----------	--------------	---------

- | | | |
|--|--|---------------------------|
| <ul style="list-style-type: none"> • Strong cast iron construction • Corrosion resistant finishes • Easy activation foot pedal • Reinforced rubber pad on base | <ul style="list-style-type: none"> • Leveling, stabilizing and elevating portable equipment | Bronze or silver finishes |
|--|--|---------------------------|

Floor Locks (Capacity 1,000 lbs)								
Use With Caster Dia.	Mnt. Height	Retracted Height	Mounting Plate			Finish (Paint)	Approx. Wt.	Part Number
			Top Plate Size	Bolt Hole Spacing	Bolt Dia.			
4"	5-5/8"	4-11/16"	3-11/16" x 5-3/8"	2-5/8" x 3-5/8"	3/8"	Bronze	8	F410U*
	5-13/32"	4-11/16"	3-11/16" x 5-3/8"	2-5/8" x 3-5/8"	3/8"	Silver	8	F430S*
6"	7-1/4"	6-1/4"	4-1/2" x 6"	2-7/16" x 4-15/16"	1/2"	Silver	10	F550S
	7-3/4"	6-3/4"	4-1/2" x 6"	2-7/16" x 4-15/16"	1/2"	Bronze	10	F600U
8"	9-15/16"	8-7/8"	5-3/8" x 7-1/4"	3-3/8" x 5-1/4"	1/2"	Bronze	14	F800U
	10-1/4"	9-1/4"	5-3/8" x 7-1/4"	3-3/8" x 5-1/4"	1/2"	Silver	15	F802S

*Kick release bar standard only on F410 and F430 models.

Leveling Jacks



Features	Applications
----------	--------------

- | | |
|---|--|
| <ul style="list-style-type: none"> • Retractable Folding Hand Crank • Reinforced rubber pad on base • Zinc plated for corrosion resistance | <ul style="list-style-type: none"> • Leveling, stabilizing and elevation portable equipment |
|---|--|

Leveling Jacks					
Overall Height	Min. Ht. Below Frame of Equipment	Max. Extended Ht. Below Frame of Equipment	Length of Screw Travel	Approx. Weight (lbs)	Part Num.
18"	4-1/2"	13-1/2"	9"	10-1/2	J625
26"	4-1/2"	21-1/2"	17"	12-1/2	J622
30"	4-1/2"	25-1/2"	21"	14	J627

Sockets

Wood Sockets



002719

002255

Welded Sockets



Socket Number	Material	Hole Required	Tack Plate	Attachment	Compatible Grip Ring/ Neck Fast.	Part Number
SR2402ZN-M36	Metal	3/8" x 1-5/8"	3/4" Dia.	Wood Press	302	002719
S66Z-B	Metal	9/16" x 1-1/2"	2-1/8" Dia.	1/4" screws	211, 223, 291	002255

Socket Number	Material	Hole Required	Tack Plate	Compatible Fastenings	Part Number
S10X	Metal	.59"	.937"	211,223, 291, 273	618659

Round Tube Sockets



Light Duty



Heavy Duty

002512

Socket Number	Material/ Color	Tubing Gauge	Socket OD	Tube ID	Compatible Grip Ring/Neck Fast.	Part Number
PSR0916BR-PE (5/16)	Plastic/Brown	9/16," 16 Ga.	0.450	.433 Dia.	302	003027
PSR1016WH-PE (5/16)	Plastic/White	5/8," 16 Ga.	0.513	.495 Dia.	302	002486
PSR1216WH-PE (5/16)	Plastic/White	3/4," 16 Ga.	0.637	.620 Dia.	302	002489
PSR1218WH-PE (5/16)	Plastic/White	3/4," 18 Ga.	0.667	.652 Dia.	302	002488
PSR1416WH-PE (5/16)	Plastic/White	7/8," 16 Ga.	0.765	.745 Dia.	302	002491
PSR1616WH-PE (5/16)	Plastic/White	1," 16 Ga.	0.887	.870 Dia.	302	002495
PSR1720WH-PE (5/16)	Plastic/White	1 1/16," 20 Ga.	1.002	.992 Dia.	302	002498

PSR1616BK-PE (7/16)	Polyethylene/ Black	1," 16 Ga.	0.894	.870 Dia.	223, 211, 291, 273	002460
PSR1618BK-PE (7/16)	Polyethylene/ Black	1," 18 Ga.	0.924	.902 Dia.	223, 211, 291, 273	002473

PSR2616ZN-ST(7/16)	Metal	1-5/8", 16Ga	-	1.505	222, 223, 291	002512
--------------------	-------	--------------	---	-------	---------------	--------

Square Tube Sockets



Light Duty



Heavy Duty

002513

Socket Number	Material/ Color	Tubing Gauge	Socket OD	Tube ID	Compatible Grip Ring/Neck Fast.	Part Number
PSS1220WH-PE (5/16)	Plastic/White	3/4," 20 Ga.	0.695	.678 Sq.	302	002500
PSS1616WH-PE (5/16)	Plastic/White	1," 16 Ga.	0.890	.880 Sq.	302	002492

PSS1618BK-RT	Glass Filled Nylon	1," 18 Ga.	0.916	.902 Sq.	223, 211, 291, 273	001640
--------------	--------------------	------------	-------	----------	--------------------	--------

PSS2016ZN-ST(7/16)	Metal	1-1/4", 16Ga	-	1.13	222, 223, 291	002513
--------------------	-------	--------------	---	------	---------------	--------

Metal Tee Nut



Socket Number	Hole Required	Compatible Threaded Stem Fastenings	Part Number
Nut SBW33	3/8"	525, 532, 545, 507	002348

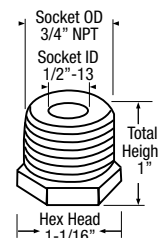
Pipe Thread Socket

Works with any 741 or 748 fastening.



Material	Hex Head	Socket OD	Socket ID	Total Height	Part Number
Steel	1-1/16" Thread	3/4" NPT Thread	1/2"-13	1"	010003

Use with Regent, Institutional, Z Series, Ultima II & Softech.



803 Grip Ring Stem



Material	Overall Length	Stem Diameter	Part Number	Standard Hollow Kingpin diameter is 1/2".
Steel	1-25/32"	13/16"	009088	

Bolts into Institutional Hollow Kingpin.

Corner Brackets



003312-20

Socket Number	Material	Overall Height	Hole Diameter	Compatible Grip Ring/Neck Fast.	Part Number
90,° w/11/32" Holes and Tabs	Unplated Steel	1-1/2"	11/32"	223, 211, 291, 273	003313-20
180,° w/11/32" Holes and Tabs	Unplated Steel	1-1/2"	11/32"	223, 211, 291, 273	003312-20

Clamps & Strikes *Bassick*

Hook Clamps



The Bassick Hook Clamp is a general purpose clamp for most common applications. The simple toggle action mechanism combined with a high-tensile alloy steel spring exerts a clamping force of 50-75 lbs when actuated. The clamps operate easily, hold well and are ideal for most simple fastening operations. Several Clamp and Strike styles are available for added variety and versatility. Contact Customer Service for individual clamp and strike specifications.

Loop Clamps & Strikes



Bassick's general purpose Loop Clamps can be useful in a variety of applications. The high-tensile alloy steel spring exerts a clamping force of 50-75 lbs when actuated. Attachment is simple with several clamp and strike styles to choose from. Contact Customer Service for individual clamp and strike specifications.

Heavy Duty Clamps and Strikes



Bassick's Heavy Duty Clamps come with several mounting patterns and strike configurations for attachment and application versatility. The clamps are perfect wherever maximum clamping force is required. They are designed to apply a closing force of 275 lbs per clamp. Contact Customer Service for individual clamp and strike specifications.

Hinge Clamps and Strikes



Bassick's Hinge Clamps are designed to work as Clamp-Hinge combinations. Functioning both as a clamp and, in the closed position, a hinge, these clamps are ideal for many specialty type applications. The clamp applies a closing force of 50-75 lbs per clamp and comes in several configurations. Contact Customer Service for individual clamp and strike specifications.

Right Angle Clamps and Strikes



Bassick's 90 degree-Right Angle Clamps are intended for applications where a top mounted clamp is desirable. Ideal for use where space limitations exist. The high-tensile alloy steel spring exerts a clamping force of 50-75 pounds when actuated. Several clamp and strike configurations are available to choose from. Contact Customer Service for individual clamp and strike specifications.

Accessories

Nickel Glides



Glide Number	Part Number	Base Diameter	Stem Dimensions	Description
CG07NI	002408	7/8" Dia.	-	Nail-On Rubber Cushion Nickel Base

Phenolic Glides



Glide Number	Part Number	Base Diameter	Stem Dimensions	Description
GB3	002332	1-1/4"	5/16"-18 x 1-1/2"	Rigid Stem Type Phenolic Base
GB4	002333	1-1/2"	5/16"-18 x 1-1/2"	Rigid Stem Type Phenolic Base
GB5	002336	1-7/8"	3/8"-16 x 1-7/8"	Rigid Stem Type Phenolic Base

Maxim Hex Nut Glides

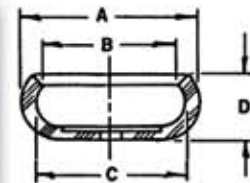


Part Number	Base Diameter	Cushion material	Stem Dimensions	Description
002360	1-3/8"	PVC	1/4"-20 x 1"	Maxim glides with hex nut at stem base
002361	1-3/8"	Polyethylene	5/16"-18 x 1"	Maxim glides with hex nut at stem base
002363	1-3/8"	Polyethylene	5/16"-18 x 1-1/2"	Maxim glides with hex nut at stem base
002365	1-3/8"	Polyethylene	5/16"-18 x 2"	Maxim glides with hex nut at stem base
002366	1-3/8"	Polyethylene	3/8"-16 x 1"	Maxim glides with hex nut at stem base
002369	1-3/8"	Polyethylene	3/8"-16 x 1-1/2"	Maxim glides with hex nut at stem base
002370	1-3/8"	Polyethylene	3/8"-16 x 3-1/2"	Maxim glides with hex nut at stem base
002372	1-3/4"	Polyethylene	1/4"-20 x 1"	Maxim glides with hex nut at stem base
002374	1-3/4"	Polyethylene	5/16"-18 x 1"	Maxim glides with hex nut at stem base
002377	1-3/4"	PVC	3/8"-16 x 1-1/2"	Maxim glides with hex nut at stem base
002378	1-3/4"	Polyethylene	3/8"-16 x 1-1/2"	Maxim glides with hex nut at stem base

Furniture Glide Retread Caps



Part Number	A	B	C	D
004632	1.120/1.130	.920/.930	1.019/1.029	.365/.375
004634	1.265/1.275	.995/1.010	1.105/1.115	.365/.375
004636	1.360/1.375	1.130/1.145	1.190/1.205	.345/.390
004637	1.357/1.375	1.158/1.180	1.245/1.255	.375/.390
004638	1.360/1.370	1.160/1.170	1.260/1.270	.375/.385
004641	1.480/1.490	1.255/1.265	1.375/1.385	.415/.425



Hand-L-Hold



Part Number	Description
504163 M515-6	Predrilled for quick and easy mounting on maintenance carts, maid carts, breakfast carts, closets and carousels

Grips mops, brooms, garden tools, hoses, etc.

Threaded Stem Washer Wrench



Model	Description
009499	Wrench RE GS GT ZN. Used to hold caster in place while assembling to unit

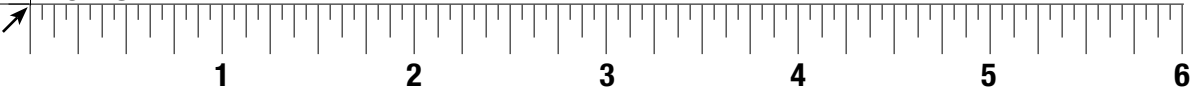


SWIVEL AND RIGID PLATE FASTENING MEASUREMENT GUIDE

On the next two pages the most popular top plate illustrations are available at actual size for your identification convenience. For other plate sizes first lay the corner of the plate at the arrow. This will give you overall plate size. Then lay the center of one of the bolt holes in the same position, this will help you to figure the bolt hole spacing. Finally refer to chart below to determine the fastening number.

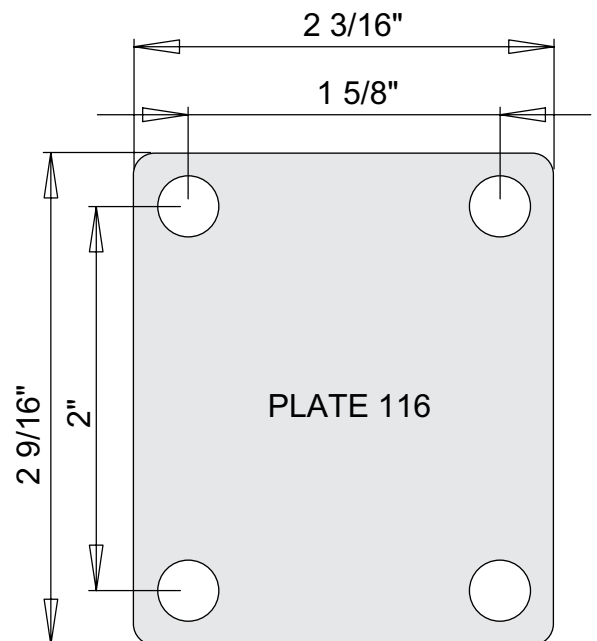
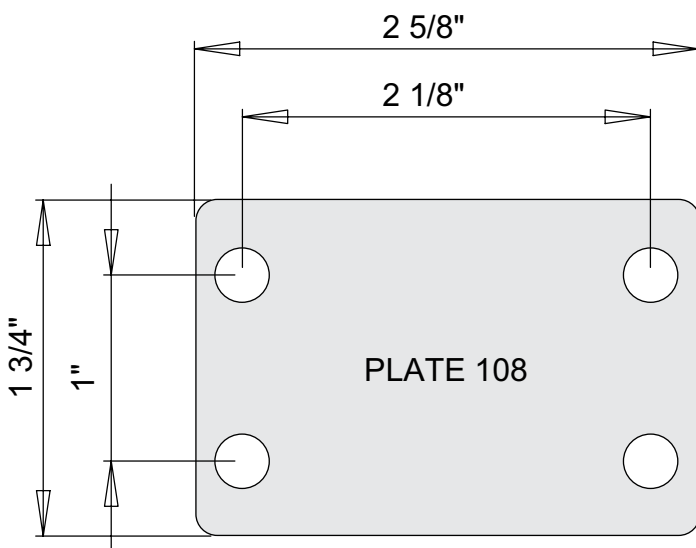
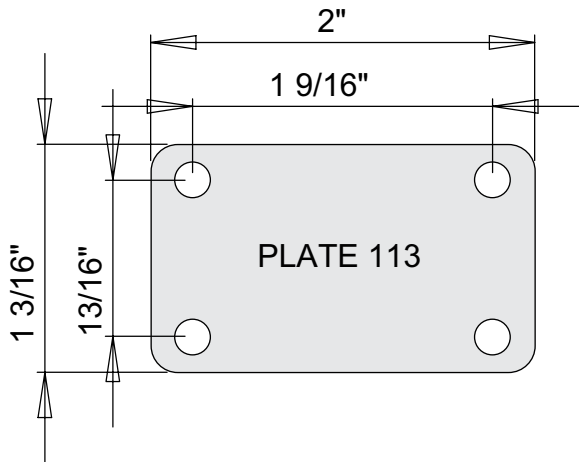
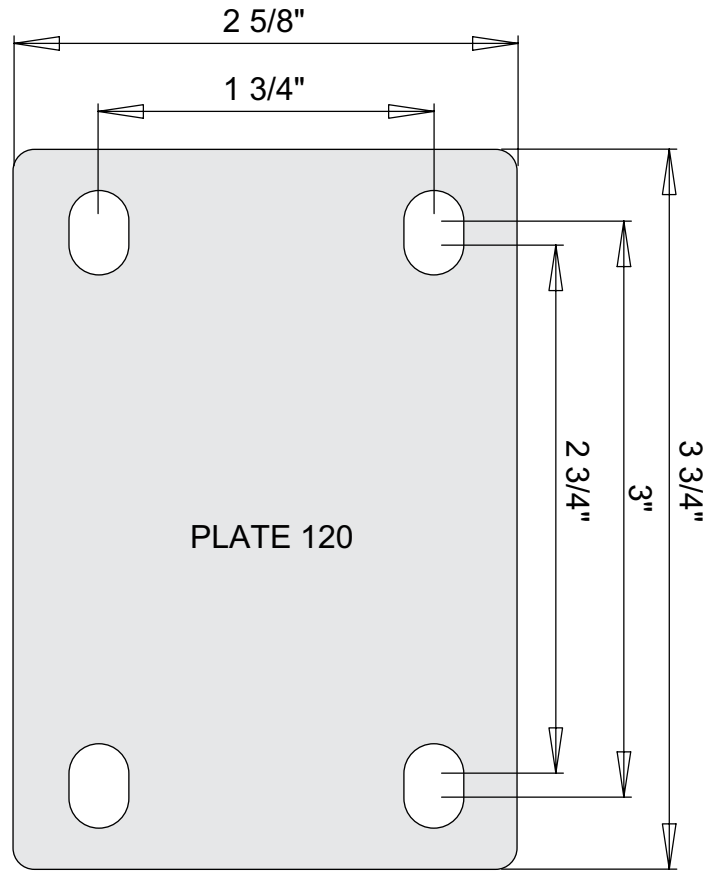
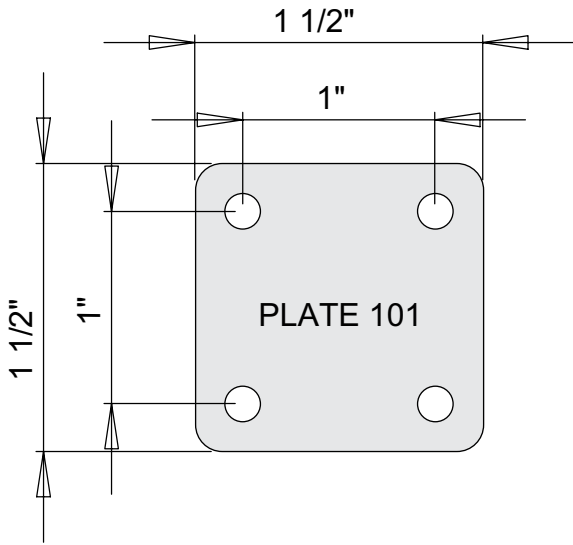
Fastening Number	Plate Size	Bolt Hole Spacing	Actual Plate Size Diagram Page
108.....	1-3/4" x 2-5/8".....	31/32" x 2-1/8".....	94
113.....	1-3/16" x 2".....	13/16" x 1-9/16".....	94
120.....	2-5/8" x 3-3/4".....	1-3/4" x 2-3/4"-3".....	94
118.....	1-1/2" x 2-1/8".....	15/16" x 1-5/8".....	Use Ruler
101.....	1-1/2" x 1-1/2".....	1" x 1".....	94
116.....	2-3/16" x 2-9/16".....	1-5/8" x 2".....	94
112.....	1-7/8" x 2-9/16".....	15/16" x 2-1/8".....	Use Ruler
122.....	1-1/2" x 2-21/32".....	15/16" x 2-1/8".....	Use Ruler
115.....	2-3/4" x 3-7/8".....	1-3/4" x 3".....	Use Ruler
123.....	2-1/8" x 4-3/8".....	1-1/16" x 3-1/2".....	Use Ruler
119.....	3-1/8" x 4-1/8".....	2-3/8" x 3-3/8"-3-7/16".....	Use Ruler
124.....	2-5/16" x 4-7/8".....	1-3/16" x 4".....	Use Ruler
134.....	1-1/4"x2-3/8".....	13/16" x 1-7/8".....	Use Ruler
121.....	4" x 5-1/8".....	3" x 4".....	Use Ruler
125.....	3-1/16" x 6-1/8".....	1-3/4" x 5".....	Use Ruler
152.....	3-1/8" x 4-1/8".....	2-3/8" x 3-3/8".....	95
153.....	2-1/2" x 4-1/8".....	1-15/16" x 3-3/8".....	95
154.....	3-5/16" x 4-5/16".....	2-3/8" x 3-3/8".....	Use Ruler
155.....	3-3/4" x 4-5/8".....	2-5/8" x 3" slotted to 3" x 3-5/8".....	Use Ruler
156.....	4" x 4-1/2".....	2-5/8" x 3" slotted to 3" x 3-5/8".....	Use Ruler
157.....	5" x 5-1/2".....	4-1/8" x 4-1/2".....	Use Ruler
158.....	4-1/2" x 6-5/16".....	2-7/16" x 4-14/16" slotted to 3-3/8" x 5-1/4".....	Use Ruler
159.....	4-1/2" x 6-1/2".....	3-3/8" x 5-1/4".....	Use Ruler
140.....	1-3/4" x 3".....	1" x 2-1/4".....	Use Ruler
138.....	2-1/2" x 3-5/8".....	1-3/4" x 2-25/32" slotted to 2-27/32".....	Use Ruler
142.....	2-1/2" x 3-5/8".....	1-3/4" x 2-3/4" slotted to 3".....	Use Ruler
161.....	2-5/8" x 3-3/4".....	1-3/4" x 2-5/8" slotted to 3-1/8".....	Use Ruler

INCHES

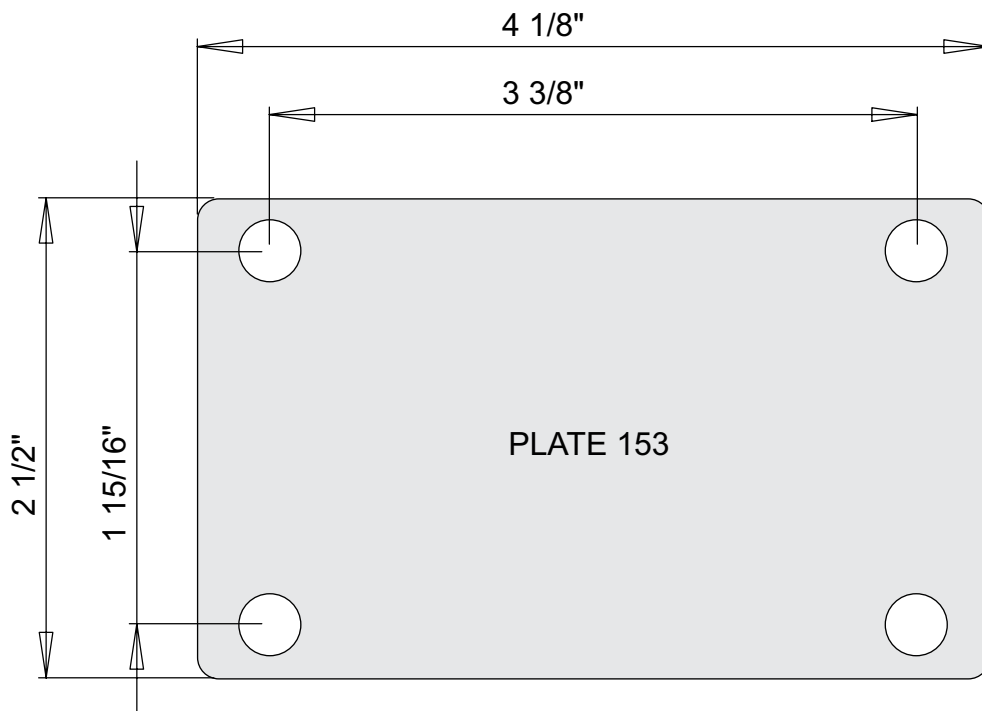
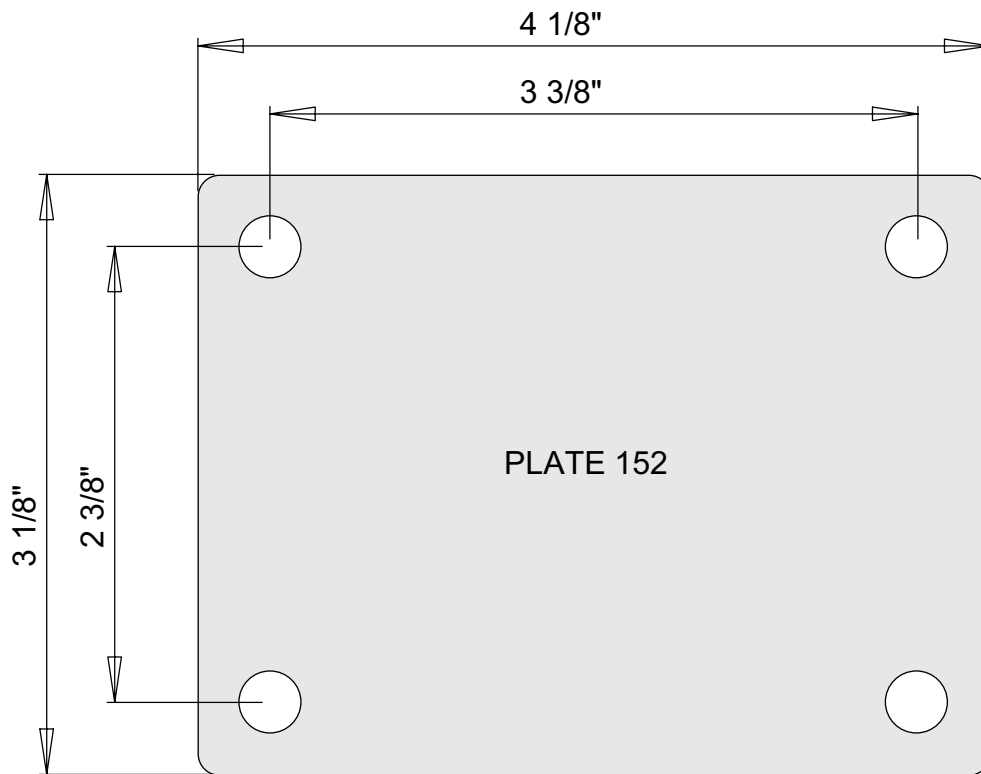


Fastenings

Actual sizes of the more popular top plates.



Fastenings

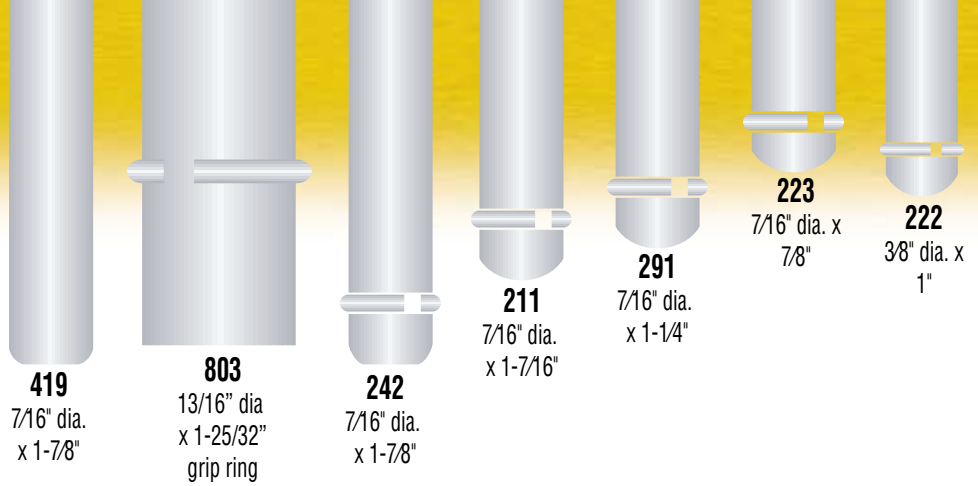


Fastenings

STEM FASTENING IDENTIFICATION GUIDE

Match fastening to corresponding illustration. Replacement grip ring stems can be slightly shorter than original stem and still be suitable. A rounded or squared stem head has no effect on fit. **All fastenings shown are actual size.**

To see what fastening number corresponds to caster series see chart on page 98-99.



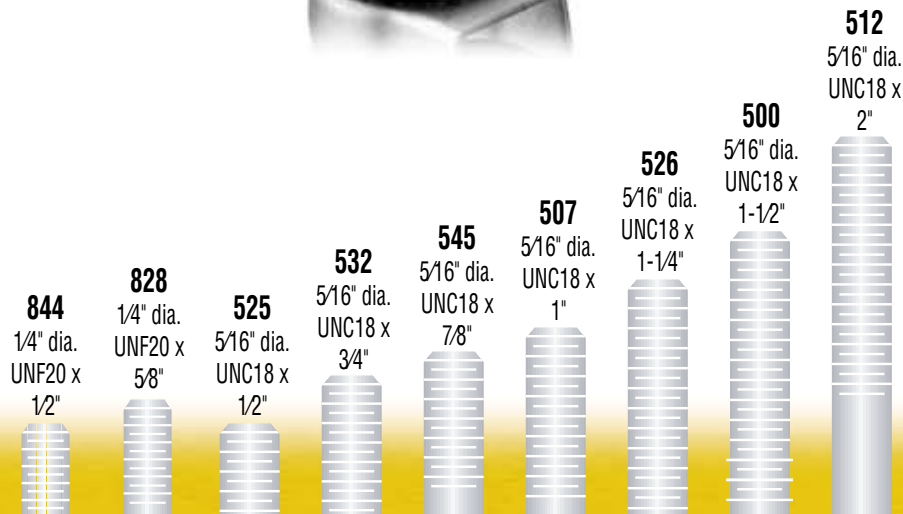
Plain Stem



Grip Ring Stem



Threaded Stem



Fastenings



273
7/16" dia.
x 1-7/16"
brass band



204
7/16" dia. x 2"
brass band



302
5/16" dia.
x 1-1/2"

Grip Ring Brass Band Stem



Straight Neck Stem



Threaded Stem Continued



639
3/8" dia.
UNF24 x
5/8"

635
3/8" dia.
UNC16 x
1/2"

637
3/8" dia.
UNC16 x
3/4"

634
3/8" dia.
UNC16 x
1"

605
3/8" dia.
UNC16 x
1-1/2"

800
7/16" dia.
UNC14 x
1-1/2"

806
7/16" dia.
UNC14 x
2-1/4"

741
1/2" dia.
UNC13 x
1"

748
1/2" dia.
UNC13 x
1-1/2"

746
1/2" dia.
UNC13 x
2"

705
1/2" dia.
UNC 13 x
2-13/16"

Fastenings

New Fastening #	Type	Size	Bolt Hole	Regent 16	Regent 20,25	Regent 30	Regent 40,50	Regent Rigid	Eclipse	Omega 20	Omega 30	RS/RT	Monarch 20,25,30	Baron 16	Baron 20	Institutional Series	Z Series Plastic	General Duty 2"	General Duty 2-1/2"	General Duty 3"	General Duty 4"
							X									X					
705	Threaded	1/2"-20 x 2-13/16"																			
844	Threaded	1/4"-20 x 1/2"		X	X	X							X	X	X						
828	Threaded	1/4"-20 x 5/8"																			
525	Threaded	5/16"-18 x 1/2"		X	X	X							X	X	S						
532	Threaded	5/16"-18 x 3/4"		S	S	S							X	S	S						
545	Threaded	5/16"-18 x 7/8"																			
507	Threaded	5/16"-18 x 1"		X	S	S		S		S	S	S	S	S	S						
526	Threaded	5/16"-18 x 1-1/4"																			
500	Threaded	5/16"-18 x 1-1/2"		X	S	S							X	X	X						
512	Threaded	5/16"-18 x 2"																			
639	Threaded	3/8"-24 x 5/8"																			
635	Threaded	3/8"-16 x 1/2"		X	X	X							X	X	X						
637	Threaded	3/8"-16 x 3/4"		X	S	S		S		S	S	X									
651	Threaded	3/8"-16 x 3/4"																			
634	Threaded	3/8"-16 x 1"		X	S	S							X	X	S						
605	Threaded	3/8"-16 x 1-1/2"		S	S	S	S			S	S	S	X	S							
800	Threaded	7/16"-14 x 1-1/2"				X	S														
806	Threaded	7/16"-14 x 2-1/4"				X	S														
741	Threaded	1/2"-13 x 1"				X	S									S	S				
748	Threaded	1/2"-13 x 1-1/2"			X	X	S				S	S				S	S				
419	Plain	7/16" x 1-7/8"		X	X	X				S	S	X	X	X							
242	Grip Ring	7/16" x 1-7/8"		X	X	X						S	X	X	X						
211	Grip Ring	7/16" x 1-7/16"		X	S	S		S		S	S	S	S	S	S						
291	Grip Ring	7/16" x 1-1/4"														S	S				
223	Grip Ring	7/16" x 7/8"		S	S	S		S		S	S	S	S	S	S						
201	Grip Ring	7/16" x 1"							S												
222	Grip Ring	3/8" x 1"		S	S	S				S	S		X	S	S						
302	Grip Neck	5/16" x 1-1/2"		X	S	S		S		S	S		S	S							
273	Grip Band	7/16" x 1-7/16"		X	S	S	S						X	X	X						
202	Grip Band	7/16" x 7/8"																			
204	Grip Band	7/16" x 2"				X	S														
108	Plate	1-3/4" x 2-5/8"	31/32" x 2-1/8"	X	S	S							S								
113	Plate	1-3/16" x 2"	13/16" x 1-9/16"	S	S	S							S	S	S						
120	Plate	2-5/8" x 3-3/4"	1-3/4" x 2-3/4"-3"			S	S	S								S	S				
118	Plate	1-1/2" x 2-1/8"	15/16" x 1-5/8"																		
101	Plate	1-1/2" x 1-1/2"	1" x 1"																		
116	Plate	2-3/16" x 2-9/16"	1-5/8" x 2"																		
112	Plate	1-7/8" x 2-9/16"	15/16" x 2-1/8"																S		
122	Plate	1-1/2" x 2-21/32"	15/16" x 2-1/8"																S		
115	Plate	2-3/4" x 3-7/8"	1-3/4" x 3"																	S	
123	Plate	2-1/8" x 4-3/8"	1-1/16" x 3-1/2"																	S	
119	Plate	3-1/8" x 4-1/8"	2-3/8" x 3-3/8"-3-7/16"																		S
124	Plate	2-5/16" x 4-7/8"	1-3/16" x 4"																		S
134	Plate	1-1/4" x 2-3/8"	13/16" x 1-7/8"							S											
121	Plate	4" x 5-1/8"	3" x 4"																		S
125	Plate	3-1/16" x 6-1/8"	1-3/4" x 5"																		S
152	Plate	3-1/8" x 4-1/8"	2-3/8" x 3-3/8"																		
153	Plate	2-1/2" x 4-1/8"	1-15/16" x 3-3/8"																		
154	Plate	3-5/16" x 4-5/16"	2-3/8" x 3-3/8"																		
155	Plate	3-3/4" x 4-5/8"	2-5/8" x 3" slotted to 3" x 3-5/8"																		
156	Plate	4" x 4-1/2"	2-5/8" x 3" slotted to 3" x 3-5/8"																		
157	Plate	5" x 5-1/2"	4-1/8" x 4-1/2"																		
158	Plate	4-1/2" x 6-5/16"	2-7/16" x 4-14/16" slotted to 3-3/8" x 5-1/4"																		
159	Plate	4-1/2" x 6-1/2"	3-3/8" x 5-1/4"																		
140	Plate	1-3/4" x 3"	1" x 2-1/4"																		
138	Plate	2-1/2" x 3-5/8"	1-3/4" x 2-25/32" slotted to 2-27/32"																		
142	Plate	2-1/2" x 3-5/8"	1-3/4" x 2-3/4" slotted to 3"																		
161	Plate	2-5/8" x 3-3/4"	1-3/4" x 2-5/8" slotted to 3-1/8"																		
440-455	Expanding Adapters					X	S									S					

S=Standard X=A available with Minimum Purchase

www.shepherdcasters.com



A COLSON ASSOCIATE